

ROPER RHODES®
BATH



Mirrors & Cabinets 07 | 2019

ROPER RHODES®

TECHNICAL INFORMATION

Further technical information on all products, including fitting instructions can be found by visiting roperrhodes.co.uk

All prices are inclusive of VAT at 20%

CUSTOMER SERVICES

Monday to Thursday - 9:00am - 5:30pm

Friday - 9:00am - 5:00pm

Email - sales@roperrhodes.co.uk

Call - 01225 303900

LET'S GET SOCIAL

facebook.com/roperrhodes

twitter.com/roperrhodesltd

pinterest.com/roperrhodes

youtube.com/roperrhodes

instagram.com/roperrhodes





Our company

ROPER RHODES

Established in 1979 and still a family-owned company, Roper Rhodes has over 40 years experience of creating stunning bathrooms. Based in beautiful Bath, a city with a strong association with bathing since Roman times, perhaps our continued successful growth is no coincidence.

The business has a very strong value set too, and 3% of profits are given to charity each year, via the Roper Family Charitable Trust.



Our mission

BEST OF BRITISH PRODUCT DESIGN FOR YOUR BATHROOM

While our designs draw on influences from around the world, there is always something distinctly British about a Roper Rhodes bathroom. Perhaps it's because our product design studios are based in Bath and the strong association we feel with the city. Or maybe it's because we understand the British obsession with the home. But to be honest we feel it's something a little more elusive than that. It's the unmistakable feeling of quality and understated elegance whenever you use our products. That's what really sets Roper Rhodes apart and makes us the quintessentially British bathroom company.



THE DIFFERENCE IS IN THE DETAILS

In-house design expertise and innovative thinking means our market-leading collection of mirrors and cabinets is technologically advanced and feature heavy:

- Bring music into your bathroom with **Bluetooth®** enabled mirrors & cabinets, **Spotify®** connectivity or internet radio.
- Adjust the light warmth & intensity to suit your mood or task in hand.
- Keep your toothbrush or shaver ready to go with built-in charging & USB sockets.
- Practical mirrored cabinets have built-in heated demisters to make steamy mirrors a thing of the past.
- Recessible cabinets give flexible installation options.
- Many options coordinate with Roper Rhodes furniture finishes.
- Thorough technical documentation & easy install fitting instructions.
- Comprehensive guarantees along with extensive product serviceability & spares support.






Meet

THE DESIGNER

Brighten up your bathroom with one of our stunning mirrors or mirrored cabinets, with a host of useful features to choose from. Keeping things steam-free is a big bonus for a bathroom mirror. If like me, you love a soundtrack to accompany you wherever you go, then why not bring your music into the bathroom with **Bluetooth®** technology or **Spotify Connect®**. Be in control of your lighting by choosing a mirror or cabinet that allows you to adjust both the intensity and warmth of illumination to suit the time of day or task in hand. Take a browse through our extensive collection to find the perfect choice for you.

JOE ELLIOTT
Product Designer



Contents

MIRRORS & CABINETS



The Fundamentals of light 08

How lighting can make a difference to your bathroom and overall well-being.

Mirrors 12

A guide to our mirror features 14

Use the feature icons & buying guide to help you choose your mirror.

Cabinets 48

A guide to our cabinet features 50

Use the feature icons & buying guide to help you choose your cabinet.

Lighting 76

Technical Information 77

Mirror range selector 78

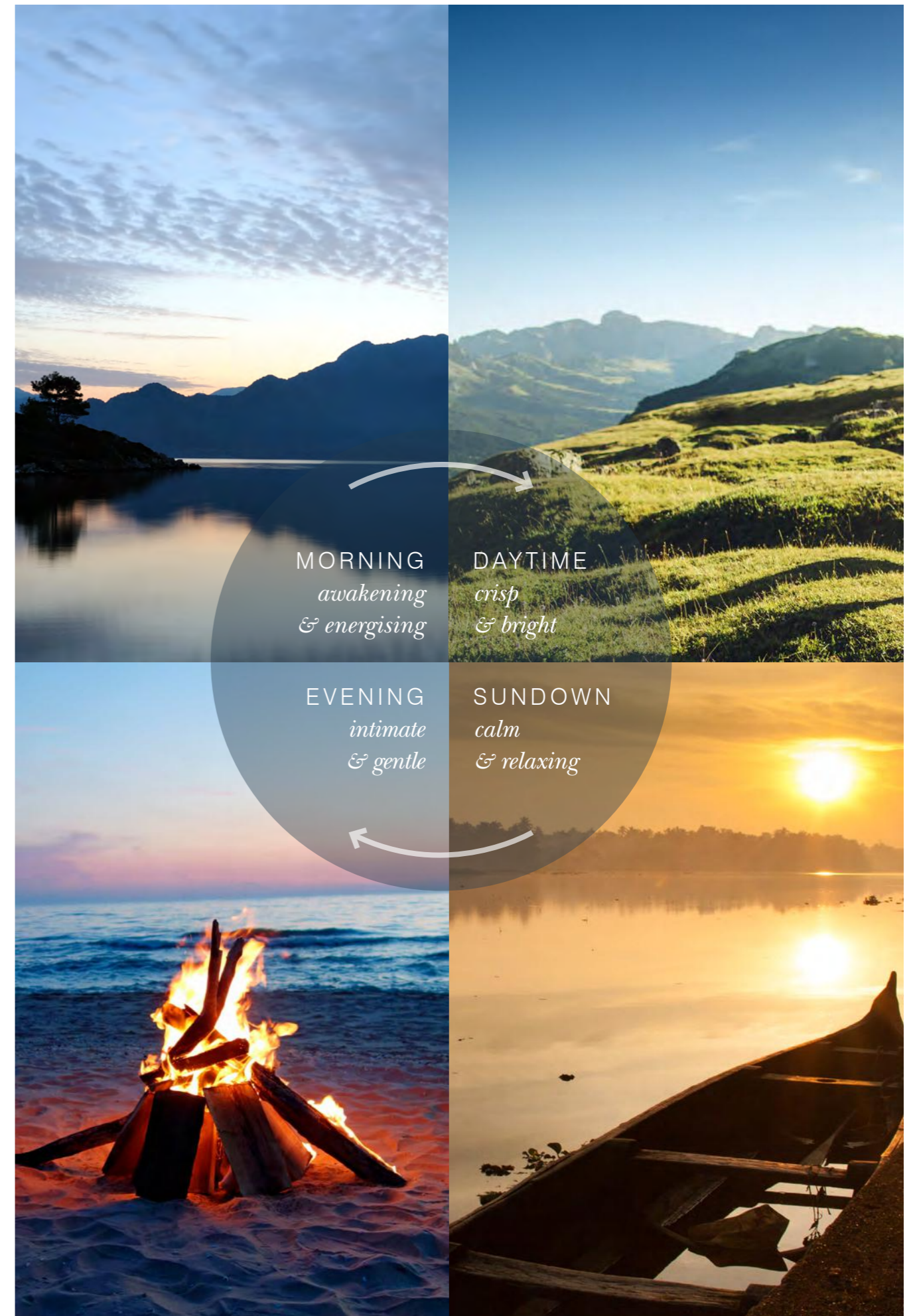
Cabinet range selector 84

Safety zones & electrical information 89

Customer Service & Aftercare 90

THE FUNDAMENTALS OF
light

Understanding light when designing a bathroom can transform a dull, lifeless space into an inviting, yet functional room. Warmth and intensity of light can really affect the feeling of the space and impact our mood, productivity and even our wellbeing. To help you create your perfect bathroom ambiance we explore the attributes and effects of different lighting.

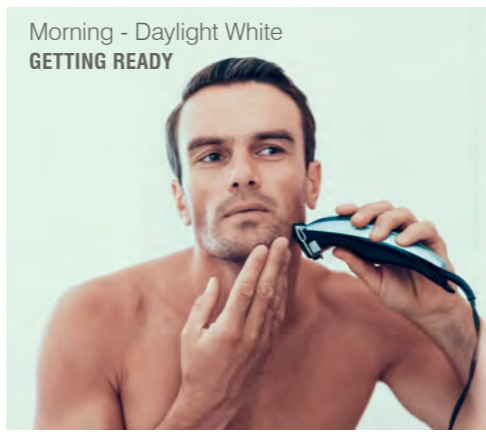


Colour temperature


CREATE YOUR PERFECT BATHROOM AMBIANCE



Sundown - Warm White
PREPARING FOR BED



Morning - Daylight White
GETTING READY



Daytime - Natural White
APPLYING MAKE UP

Choosing your lighting, inspired by nature

Start the day right with bright, invigorating daylight lighting to boost your morning routine. Once the sun is up and the day has begun, switch to a natural lighting environment, boosting productivity.

As the sun sets, create a calm, intimate and relaxed setting with warmer light tones. When the end of the day arrives, calm the mind with an ambient setting, perfectly preparing you for a good night's rest.



MORNING

awakening & energising



DAYTIME

crisp & bright



SUNDOWN

calm & relaxing



EVENING

intimate & gentle



Create the perfect bathroom lighting

Combining different LED warmth and brightness can replicate the different settings naturally created during the day.

Invigorating

Using a bright 6000K white light and 100% brightness first thing in the morning creates an awakening, energising setting. The perfect way to start any day!

DAYLIGHT WHITE
6000K LED COLOUR
100% BRIGHTNESS

Natural

Combining a 4000K white light with 100% brightness creates a natural environment. This setting replicates skin tones perfectly as is ideal when applying makeup.

NATURAL WHITE
4000K LED COLOUR
100% BRIGHTNESS

Calming


Increasing the warm tones within the light to a 2700K white light produces a relaxing and calm scene. This ambient effect is perfect for unwinding in the bath, or preparing for bed.

WARM WHITE
2700K LED COLOUR
80% BRIGHTNESS



Create the right ambience


Lighting effects our mood and has a big impact on our behaviour. Cooler toned light increases alertness and can help us be more productive in task orientated activities, especially useful early in the morning. While warmer toned light creates a feeling of calm and rest, perfectly suited for later on in the day. With a wide selection of ranges to choose from, your perfect bathroom awaits...



Mirrors

A Roper Rhodes illuminated mirror will liven up any bathroom, whether its creating that unique bathroom environment or singing along to your favourite songs, the choice is yours.


All our mirrors are easy to install & many can be mounted landscape or portrait to suit your bathroom layout.



A GUIDE TO OUR MIRROR

features

Our collection of mirrors are beautifully designed & come with a number of innovative features such as Bluetooth® or Spotify Connect® to play all your favourite songs. Create your perfect bathroom environment, tailoring the LED warmth & brightness to suit your mood.



LED LIGHTING

Energy efficient LEDs provide high quality, bright practical task lighting whilst being 80% more efficient than older fluorescent and incandescent lights.



VARIABLE WARM TO COOL LEDS & DIMMABLE

Flexibility to adjust the LED warmth and brightness from an invigorating daylight white (6000K) to a relaxing warm white (2700K).



INFRARED SENSOR

Easy to use, an infrared switch allows you to control the mirror with just the wave of your hand, without touching it!



HEATED DEMISTER

Maintain a steam-free mirror reflection in the bathroom with an integrated heated demister pad.



PLAY MUSIC

Integrate your favourite music seamlessly into your bathroom.



CHARGING SOCKET

Conveniently positioned, this charging socket, keeps your electric shaver or toothbrush fully charged.



USB SOCKET

Easily accessed USB charging socket keeps your devices fully charged.



SLIM DEPTH

Our slim depth mirrors protrude 30mm or less from the wall.



IP44 RATED

Mirrors indicated with this symbol are IP44 rated, making them suitable for use within zone 2 of the bathroom.

mirror features buying guide


KEY FEATURES TO LOOK FOR WHEN SELECTING YOUR BATHROOM MIRROR

Use the table here to guide you around our mirror collection and to help you find the features which are important to you when selecting your new mirror.

MIRROR RANGE		LIGHTING			CONTROL		DEMISTING	MUSIC			RECHARGING		DESIGN			
		LED lighting	Variable warm to cool LEDs & dimmable	Fluorescent lighting	Infrared switch	Touch controls	Heated demister	Bluetooth® wireless technology	Spotify connect®	Internet radio	Recharging socket	USB charging socket	Slim depth	Magnifying mirror	Landscape & portrait	Style
Fable	Page 18	•	•		•		•	•	•	•						□
Forte	Page 20	•				•	•							•		□
Beat	Page 22	•				•	•	•								□
Ultra Slim	Page 24	•	•		•		•					•		•		□
Frame	Page 26	•	•		•		•							•		□○
Eminence	Page 28	•	•		•		•									□○○○
Gesture	Page 30	•	•		•		•					•		•		□
System	Page 32	•	•		•		•					•		•		□
Scheme	Page 34	•	•		•		•									□
Leap	Page 36	•			•		•				•	•		•		□
Intense	Page 38	•	•		•		•					•		•		□
Peak	Page 40	•			•		•									□
Renew	Page 42	•			•		•									□
Aura	Page 43	•			•		•							•		□
Corona	Page 44			•	•		•				•		•			□
Pulse Plus	Page 44	•			•		•				•			•		□
Flare	Page 45	•			•		•							•		□
Atom	Page 45	•														□
Apollo	Page 45	•														□
Level	Page 46											•		•		□
Elle	Page 47											•		•		□




Fable Mirror



Fable

Bring music in your bathroom routine with integrated **Bluetooth®**, **Spotify Connect®** and internet radio, with easy navigation and convenient remote control storage within the mirror.



Easy set up

Convenient remote store

Key Features

- Controlled via a smart phone, tablet or the included remote control
- Seamlessly brings your favourite **Spotify®** playlists into your bathroom (requires Wi-Fi connection). Other music providers can be connected using **Bluetooth®**
- **Bluetooth®** connectivity
- Internet radio
- Easily setup and navigate your music selection with the in built LCD screen
- Conveniently store the remote control in the side of the mirror
- Multi function infrared switch controlled by contactless hand movements
- Adjustable LED brightness and light temperature to create tailored bathroom experiences; from an invigorating morning daylight white (6000K) to a comforting evening warm white (2700K)
- Heated demister pad prevents mirror steaming up
- IP44 rated



Mirror	Code	W x H x D (mm)	Price
Fable	FA80AL	600 x 800 x 30	£425.00

Fable - Size Option




600



Forte

Add music to your bathroom routine through **Bluetooth®** connectivity. Simply pair your device and press play.



Forte Mirror

Touch control

Integrated stereo speakers

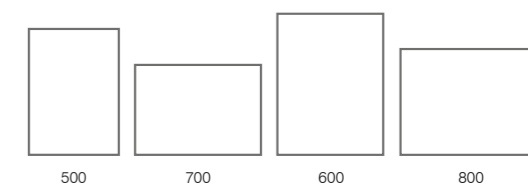
Key Features

- **Bluetooth®** connectivity
- Superior integrated stereo system
- Touch control buttons turn the mirror LEDs on/off.
- Easily pair your smartphone or tablet to the mirror and control your music
- Heated demister pad prevents mirror steaming up
- Tapered body
- Can be hung portrait or landscape
- IP44 rated



Mirror	Code	W x H x D (mm)	Price
Forte 500/700	FO70AL	500 x 700 x 55	£395.00
Forte 600/800	FO80AL	600 x 800 x 55	£407.00

Forte - Size Options



500 700 600 800



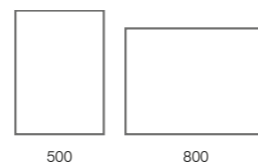
Beat 500 Mirror

Beat

Bring music and light to your bathroom through integrated stereo speaker, **Bluetooth®** connectivity and LED technology. All with simple touch control.

Mirror	Code	W x H x D (mm)	Price
Beat 500	MLE430	500 x 700 x 50	£370.00
Beat 800	MLE420	800 x 600 x 50	£407.00

Beat - Size Options



Key Features

- **Bluetooth®** connectivity
- Superior integrated stereo system
- Easily pair your smartphone or tablet to the mirror and control your music
- LED backlit illumination
- Touch control buttons turn the mirror LEDs on/off.
- Heated demister pad prevents mirror steaming up
- IP44 rated



Beat 800 Mirror



KEY

CAN BE TILED IN FOR A FLUSH FITTING FINISH

Shown with Serif 900mm basin unit
Please refer to the Roper Rhodes Bathroom Book 2019



Ultra Slim

Create a discreet modern feel with our ultra slim mirror collection. The slimmest LED illuminated mirrors available.



Ultra Slim 700/900 Mirror

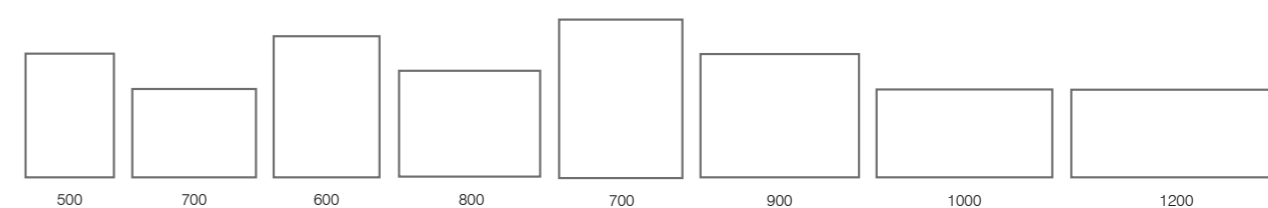
Key Features

- Multi function infrared switch controlled by contactless hand movements
- Adjustable LED warmth and brightness to create tailored bathroom experiences, from an invigorating morning daylight white (6000K) to a comforting evening warm white (2700K)
- Ultra slim design – can be fitted on painted bathroom walls for an overall depth of 17mm or tiled in for a flush fitting finish
- Flexible installation – can accommodate any thickness of tile or wall cladding
- Heated demister pad prevents mirror steaming up
- Can be hung portrait or landscape
- IP44 rated

Important: The control module for the ultra slim mirror must be recessed behind the mirror. This requires the creation of an opening within the wall approximately 160(w) x 275(h) x 40(d)mm directly behind the mirror. For further information please see our website for detailed installation instructions.

Mirror	Code	W x H x D (mm)	Price
Ultra Slim 500/700	US70ALC	500 x 700 x 17	£351.00
Ultra Slim 600/800	US80ALC	600 x 800 x 17	£385.00
Ultra Slim 700/900	US90ALC	700 x 900 x 17	£421.00
Ultra Slim 1000	US10ALC	1000 x 500 x 17	£443.00
Ultra Slim 1200	US12ALC	1200 x 500 x 17	£467.00

Ultra Slim - Size Options



Ultra Slim 700/900 Mirror



Frame

The elegant and minimalist styling of Frame mirrors make a real design statement which is perfectly suited to the demands of the modern bathroom.




Key Features

- Whether coordinating with our Frame Furniture or not, the metal trim around the outside of the mirror creates depth and character, creating dramatic design statement
- Multi function infrared switch controlled by contactless hand movements
- Adjustable LED warmth and brightness and temperature to create tailored bathroom experiences, from an invigorating morning daylight white (6000K) to a comforting evening warm white (2700K)
- Heated demister pad prevents mirror steaming up
- IP44 rated
- Available in a Grey or White finish

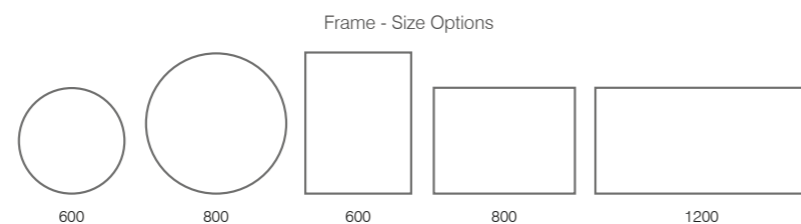


White Frame Finish




Grey Frame Finish

Mirror	Code - Colour		W x H x D (mm)	Price
Frame Circular 600	FR60RG - Grey	FR60RW - White	Ø 600 x 38	£280.00
Frame Circular 800	FR80RG - Grey	FR80RW - White	Ø 800 x 38	£375.00
Frame 600/800	FR60SG - Grey	FR60SW - White	600 x 800 x 38	£375.00
Frame 1200	FR120SG - Grey	FR120SW - White	1200 x 600 x 38	£495.00



Eminence

The diffused outer edge of Eminence provides both practical forward facing task lighting and soft background ambient lighting for the bathroom.



Eminence Pill

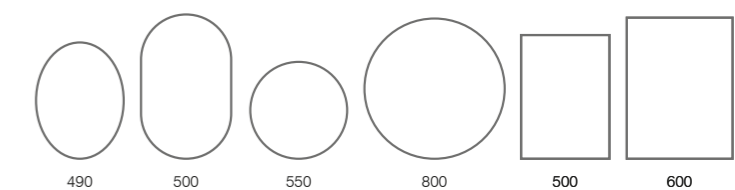
Eminence Oval

Key Features

- Multi function infrared switch controlled by contactless hand movements
- Adjustable LED warmth and brightness to create tailored bathroom experiences, from an invigorating morning daylight white (6000K) to a comforting evening warm white (2700K)
- Heated demister pad prevents mirror steaming up
- IP44 rated

Mirror	Code	W x H x D (mm)	Price
Eminence Oval	EM65OAL	490 x 650 x 35	£284.00
Eminence Pill	EM80PAL	500 x 800 x 35	£335.00
Eminence Circular 550	EM55CAL	Ø 550 x 35	£253.00
Eminence Circular 800	EM80CAL	Ø 800 x 35	£320.00
Eminence 500	EM70RAL	500 x 700 x 35	£365.00
Eminence 600	EM80RAL	600 x 800 x 35	£380.00

Eminence - Size Options



Eminence Circular 800 Mirror

KEY INTUITIVE GESTURE CONTROL

Shown with System 500mm basin unit in matt carbon
Please refer to the Roper Rhodes Bathroom Book 2019



Gesture

A revolutionary new bathroom mirror with unique, easy and intuitive 'swipe left or right' gesture control and 4 lighting presets.



Key Features

- Intuitive gesture control operation
- Easily cycle through 4 lighting presets
 - Daylight white (100% 6000k)
 - Natural white (100% 4000k)
 - Warm mood light (100% 2700k)
 - Night light (25% 2700k)
- Last light setting is stored when mirror is turned off
- Heated demister pad prevents mirror steaming up
- Can be hung portrait or landscape
- IP44 rated

Available October 2019



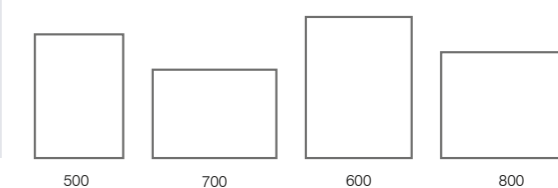
Intuitive contactless gesture control

- Wave your hand in front of the sensor to turn the mirror light on
- Wave again to change the light setting
- Each additional wave cycles through the 4 light settings
- Hold your hand in front of the sensor to turn the light off
- The last light setting is stored when the mirror is turned off

Light Setting	Intensity	LED Rating
1 Daylight white	100%	6000K
2 Natural white	100%	4000K
3 Warm mood light	100%	2700K
4 Night light	25%	2700K

Mirror	Code	W x H x D (mm)	Price
Gesture 500/700	GEM050	500 x 700 x 25	£398.00
Gesture 600/800	GEM060	600 x 800 x 25	£428.00

Gesture - Size Options





System

Our most comprehensive collection and a sleek addition to your bathroom. System illuminated mirrors feature softly rounded corners and a slender profile for a pared-back, contemporary look.

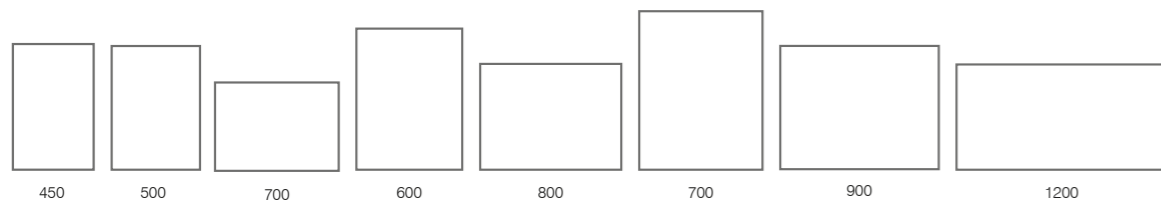


Key Features

- Coordinating with System furniture but all look great in any contemporary bathroom
- Multi function infrared switch controlled by contactless hand movements
- Adjustable LED warmth and brightness to create tailored bathroom experiences, from an invigorating morning daylight white (6000K) to a comforting evening warm white (2700K)
- Last light setting is stored when mirror is turned off
- Heated demister pad prevents mirror steaming up
- Can be hung portrait or landscape
- IP44 rated

Mirror	Code	W x H x D (mm)	Price
System 450	SYS45AL	450 x 700 x 25	£340.00
System 500/700	SYS70AL	500 x 700 x 25	£356.00
System 600/800	SYS80AL	600 x 800 x 25	£380.00
System 700/900	SYS90AL	700 x 900 x 25	£402.00
System 1200	SYS120AL	1200 x 600 x 25	£490.00

System - Size Options



Scheme

Angular and striking, our contemporary Scheme mirrors feature a slim illuminated band that adds soft light and depth to your bathroom.



Scheme 800 Mirror



Scheme 1000 Mirror



Scheme 1200 Mirror

Key Features

- Also coordinating with Scheme furniture, the linear lighting and angular design of the mirror add a contemporary styling
- Multi function infrared switch controlled by contactless hand movements
- Adjustable LED warmth and brightness to create tailored bathroom experiences, from an invigorating morning daylight white (6000K) to a comforting evening warm white (2700K)
- Heated demister pad prevents mirror steaming up
- IP44 rated

Mirror	Code	W x H x D (mm)	Price
Scheme 500	MLE470C	500 x 710 x 47	£332.00
Scheme 600	MLE530C	600 x 470 x 47	£301.00
Scheme 800	MLE540C	800 x 470 x 47	£332.00
Scheme 1000	MLE550C	1000 x 470 x 47	£392.00
Scheme 1200	MLE560C	12 00 x 470 x 47	£452.00





Leap

Practical and functional, the Leap mirror incorporates both recharging and USB sockets to keep all your bathroom electronics fully charged and ready to use.

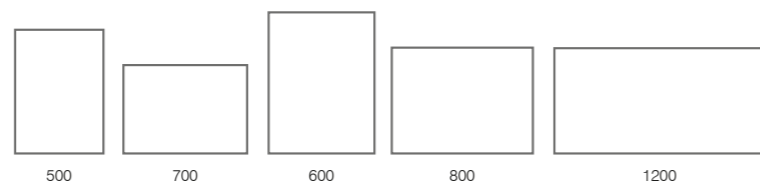


Key Features

- On/off infrared switch controlled by contactless hand movements
- Heated demister pad prevents mirror steaming up
- Built-in charging socket to keep your shaver or toothbrush fully charged and ready to use
- Additional USB charging socket
- Tapered body design
- Can be hung portrait or landscape
- IP44 rated

Mirror	Code	W x H x D (mm)	Price
Leap 500/700	LE70ALU	500 x 700 x 55	£380.00
Leap 600/800	LE80ALU	600 x 800 x 55	£397.00
Leap 1200	LE120ALU	1200 x 600 x 55	£495.00

Leap - Size Options



KEY DUAL RECHARGING OPTIONS

Shown with Scheme basin unit in matt carbon
Please refer to the Roper Rhodes Bathroom Book 2019

Leap 1200 Mirror



Intense 450/700 Mirror



Intense 600/800 Mirror



Intense 1200 Mirror

Intense

Build a stylish backdrop with our stunning slim depth mirror range. These compact mirrors will add a designer edge to any bathroom.



DIMMABLE/COLOUR CHANGING LEDS
Adjustable LED warmth and brightness from an invigorating daylight white (6000K) to a relaxing warm white (2700K).

Key Features

- Multi function infrared switch controlled by contactless hand movements
- LED illuminated frame giving a beautiful halo light effect
- Adjustable LED warmth and brightness to create tailored bathroom experiences, from an invigorating morning daylight white (6000K) to a comforting evening warm white (2700K)
- Heated demister pad prevents mirror steaming up
- Can be hung portrait or landscape
- Slim design
- IP44 rated

Mirror	Code	W x H x D (mm)	Price
Intense 450/700	MLE510C	450 x 700 x 30	£332.00
Intense 600/800	MLE500C	600 x 800 x 30	£361.00
Intense 1200	MLE520C	1200 x 500 x 30	£479.00





Peak 1200 Mirror

Peak


With minimal sleek styling, the Peak mirror emits a soft ambient light.

Key Features

- Diffused overhead LED illumination
- On/off infrared switch controlled by contactless hand movements
- Heated demister pad prevents mirror steaming up
- IP44 rated

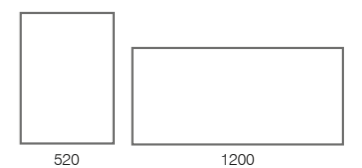


Peak 520 Mirror



Mirror	Code	W x H x D (mm)	Price
Peak 520	MLE440	520 x 730 x 90	£321.00
Peak 1200	MLE460	1200 x 550 x 90	£479.00

Peak - Size Options



520

1200

Renew



Renew - Size Option



530

Mirror	Code	W x H x D (mm)	Price
Renew	MLE490	530 x 800 x 116	£361.00

Key Features

- Curved glass with integrated LED technology
- On/off infrared switch controlled by contactless hand movements
- Heated demister pad prevents mirror steaming up
- IP44 rated



Key Features

- LED illuminated frame creates a striking lighting effect, illuminating the user from all angles
- On/off infrared switch controlled by contactless hand movements
- Heated demister pad prevents mirror steaming up
- Can be hung portrait or landscape
- IP44 rated



Aura

Aura - Size Options



500

700

Mirror	Code	W x H x D (mm)	Price
Aura 500/700	MLE450	500 x 700 x 90	£374.00

Corona

Pulse Plus

Flare

Atom

Apollo



Key Features

- Inset magnifying mirror (2x magnification)
- On/off infrared switch controlled by contactless hand movements
- Shaver or toothbrush charging socket, keeping your devices fully charged and ready to use
- Heated demister pad prevents mirror steaming up
- IP44 rated

KEY



Corona - Size Option

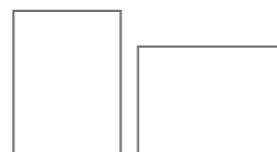


600

Key Features

- On/off infrared switch controlled by contactless hand movements
- Shaver or toothbrush charging socket, keeping your devices fully charged and ready to use
- Heated demister pad prevents mirror steaming up
- Led lighting
- Can be hung portrait or landscape
- IP44 rated

Pulse Plus - Size Options



600

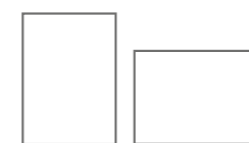
800

Mirror	Code	W x H x D (mm)	Price
Corona	MLB300	600 x 800 x 50	£393.00
Pulse Plus 600/800	MLE310	600 x 800 x 50	£371.00

Key Features

- On/off infrared switch controlled by contactless hand movements
- Led lighting
- Heated demister pad prevents mirror steaming up
- Can be hung portrait or landscape
- IP44 rated

Flare - Size Options



530

730

Key Features

- Led lighting
- On/off rocker switch
- Heated demister pad prevents mirror steaming up
- IP44 rated

Atom - Size Option



450

Key Features

- Led lighting
- On/off rocker switch
- IP44 rated

Apollo - Size Option



450

Mirror	Code	W x H x D (mm)	Price
Flare 530/730	MLE320	530 x 730 x 40	£354.00
Atom	TR2002	450 x 600 x 40	£151.50
Apollo	TR2001	450 x 700 x 40	£151.50



Level 495/710 Mirror



Elle 405/595 Mirror



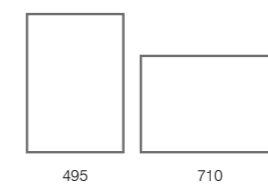
Elle 420/800 Mirror

Level & Elle

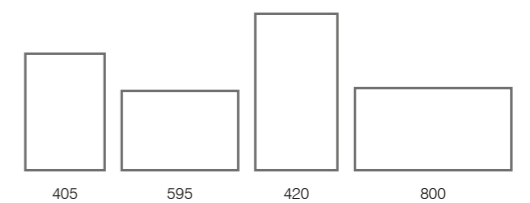
A choice of bevelled mirror styles which can be hung portrait or landscape.

Mirror	Code	W x H x D (mm)	Price
Level 495/710	MPS401	495 x 710 x 20	£111.50
Elle 405/595	MPS403	405 x 595 x 20	£81.10
Elle 420/800	MPS402	420 x 800 x 20	£92.50

Level - Size Options



Elle - Size Options





Cabinets

When additional storage is required, our extensive cabinet range has the solution. Whether it's styling a discreet recessed design, creating a unique bathroom lighting experience or singing along to your favourite morning playlist.



A GUIDE TO OUR CABINET

features

*Our extensive cabinet range comes with a number of innovative features such as **Bluetooth®** to play your favourite songs. Heated demister pads provide a mist free reflection, whilst tailoring the LED warmth and brightness helps to create your perfect bathroom environment – the choice is yours.*



LED LIGHTING

Energy efficient LEDs provide high quality, bright practical task lighting whilst being 80% more efficient than older fluorescent and incandescent lights.



VARIABLE WARM TO COOL LEDS & DIMMABLE

Flexibility to adjust the LED warmth and brightness from an invigorating daylight white (6000K) to a relaxing warm white (2700K).



INFRARED SENSOR

Easy to use, an infrared switch allows you to control the cabinet with just the wave of your hand, without touching it!



HEATED DEMISTER

Maintain a steam-free cabinet mirror reflection in the bathroom with an integrated heated demister pad.



PLAY MUSIC

Integrate your favourite music seamlessly into your bathroom.



CHARGING SOCKET

Conveniently positioned, this charging socket, keeps your electric shaver or toothbrush fully charged.



USB SOCKET

Easily accessed USB charging socket keeps your devices fully charged.



RECESSED OR RECESSIBLE

Recessing the cabinet within the wall or partition is a great way to conceal and store all of your bathroom accessories whilst maintaining a clean and clutter free bathroom.



SOFT CLOSE DOORS

Most of our cabinets feature soft close doors to ensure quiet and controlled closure of the bathroom cabinet.



DOUBLE SIDED MIRRORED DOORS

Double-sided mirrored glass means the cabinet mirror can be used when open or closed.



IP44 RATED

Cabinets indicated with this symbol are IP44 rated, making them suitable for use within zone 2 of the bathroom.

cabinet features buying guide

KEY FEATURES TO LOOK FOR WHEN SELECTING YOUR BATHROOM CABINET

Use the table here to guide you around our cabinet collection and to help you find the features which are important to you when selecting your new cabinet.

CABINET RANGE	LIGHTING			CONTROL		DEMISTING	MUSIC	RECHARGING		DESIGN			
	LED lighting	Variable warm to cool LEDs & dimmable	Fluorescent lighting	Infrared switch	Touch controls	Heated demister	Bluetooth® wireless technology	Recharging socket	USB charging socket	Recessed or Recessible	Slim depth	Soft close doors	Double sided mirror doors
Lyric Page 54	•			•			•	•	•			•	•
Presence Page 56	•	•			•	•		•	•			•	•
Purpose Page 58	•	•			•	•		•	•	•	•	•	•
Contrast Page 60	•	•		•		•		•	•	•	•	•	•
Vertex Page 62	•	•		•		•		•	•	•	•	•	•
Recessed Page 64										•	•	•	
Capture Page 66	•			•		•		•	•			•	•
Radiance Page 68	•			•		•		•	•			•	•
Fever Page 70	•			•		•		•				•	•
Plateau Page 71	•			•				•				•	•
Refine Page 72	•			•				•			•		•
Phase Page 73	•			•				•				•	•
Limit Page 74											•		•
Reference Page 74													•
Signatures Page 75												•	
Medicab Page 75												•	



KEY ENJOY YOUR MUSIC

Shown with Diverge 600mm basin unit in alpine elm
Please refer to the Roper Rhodes Bathroom Book 2019



Lyric Cabinet

Lyric

Discover innovative bathroom design, fine tuned to your needs. Bring music to your bathroom routine with integrated **Bluetooth®** wireless connectivity.



Lyric Cabinet

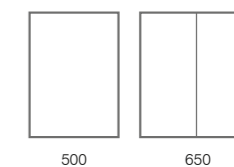
Key Features

- Bluetooth® connectivity
- Superior integrated stereo system
- Bright, practical, energy efficient LED lighting
- On/off infrared switch controlled by contactless hand movements
- Double sided mirror doors
- Soft close doors
- 2 adjustable glass shelves
- Built-in charging socket for your shaver or toothbrush
- Additional USB charging socket for your bathroom USB devices
- IP44 rated



Cabinet	Code	W x H x D (mm)	Price
Lyric 500	LYC050	500 x 700 x 130	£775.00
Lyric 650	LYC065	650 x 700 x 130	£890.00

Lyric - Size Options




500

650



Presence

Ensure your cabinet doors remain completely mist free and your daily routine goes uninterrupted with heated demister doors.



Key Features

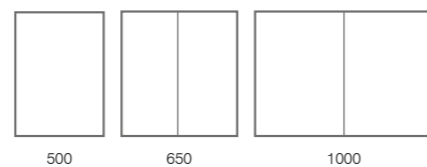
- Multi function touch control with on/off functionality
- Adjustable LED warmth and brightness to create tailored bathroom experiences, from an invigorating morning daylight white (6000K) to a comforting evening warm white (2700K)
- Heated demister doors prevent the mirror steaming up
- Bright, practical, energy efficient LED lighting
- Built-in charging socket for your shaver and toothbrush (x2 on double door cabinets)
- USB charging socket for your bathroom USB devices
- Soft close doors
- 2 adjustable glass shelves
- IP44 rated



Presence 650 Cabinet

Cabinet	Code	W x H x D (mm)	Price
Presence 500	PR50ALU	500 x 700 x 130 - Single Door	£495.00
Presence 650	PR65ALU	650 x 700 x 130 - Double Door	£625.00
Presence 1000	PR100ALU	1000 x 700 x 130 - Large Double Door	£745.00

Presence - Size options



KEY

STEAM-FREE MIRRORED DOORS

Shown with Scheme 1000mm basin unit in matt carbon
Please refer to the Roper Rhodes Bathroom Book 2019



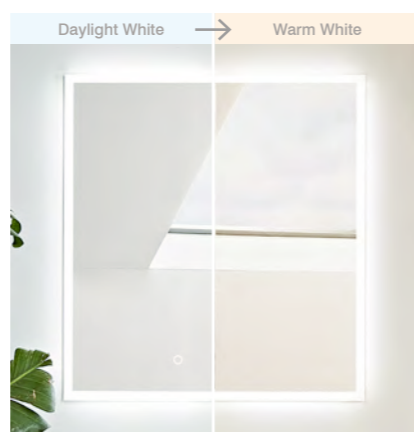


Purpose

Create a sleek and contemporary look with the discreet styling of a Purpose recessed illuminated cabinet with the convenience of heated demister doors.


Key Features

- Recessed cabinet
- Multi function touch control with on/off functionality
- Adjustable LED warmth and brightness to create tailored bathroom experiences, from an invigorating morning daylight white (6000K) to a comforting evening warm white (2700K)
- Heated demister doors prevent mirror steaming up
- Bright, practical, energy efficient LED lighting
- Built-in charging socket for your shaver or toothbrush (x2 for double door cabinets)
- USB charging socket for your bathroom USB devices
- Soft close doors
- 2 adjustable glass shelves
- IP44 rated



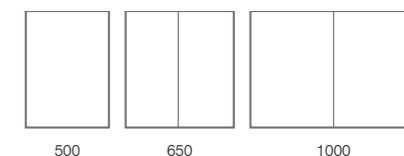
KEY RECESSED CABINET

Shown with Scheme 600mm basin unit in matt carbon
Please refer to the Roper Rhodes Bathroom Book 2019



Cabinet	Code	W x H x D (mm)	Price
Purpose 500	PU50ALU	500 x 700 x 20 – Single Door	£495.00
Purpose 650	PU65ALU	650 x 700 x 20 – Double Door	£625.00
Purpose 1000	PU100ALU	1000 x 700 x 20 – Large Double Door	£745.00

Purpose - Size Options



500 650 1000



Contrast


Enjoy the flexibility of Contrast with two installation options, adjustable lighting, steam free mirrors and dual charging sockets.



Recessed



Surface Mounted



Cabinet	Code	W x H x D (mm) Door	W x H x D (mm) Recessed Door	Price
Contrast 500	CTC050	500 x 700 x 119 - Single Door	500 x 700 x 49 when recessed	£675.00
Contrast 650	CTC065	650 x 700 x 119 - Double Door	650 x 700 x 49 when recessed	£790.00
Contrast 1000	CTC100	1000 x 700 x 119 - Large Double Door	1000 x 700 x 49 when recessed	£935.00

Key Features

- Can be either recessed or surface mounted
- Multi-function infrared switch controlled by contactless hand movements
- Adjustable LED warmth and brightness to create tailored bathroom experiences, from an invigorating morning daylight white (6000K) to a comforting evening warm white (2700K)
- Built-in charging socket for your shaver or toothbrush
- USB charging socket for your bathroom USB devices
- Heated demister doors prevent mirror steaming up
- Push to open doors
- 2 adjustable glass shelves
- IP44 rated

Extend - Size Options





Vertex

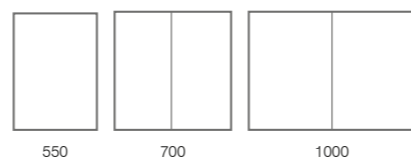
Create a contemporary feel with a fully featured yet discreet recessible illuminated cabinet.



Key Features

- Can be either recessed or surface mounted
- Multi-function infrared switch controlled by contactless hand movements
- Adjustable LED warmth and brightness to create tailored bathroom experiences, from an invigorating morning daylight white (6000K) to a comforting evening warm white (2700K)
- Built-in charging socket for your shaver or toothbrush
- USB charging socket for your bathroom USB devices
- Heated demister doors prevent mirror steaming up
- Soft close doors for quiet, controlled closure
- 2 adjustable glass shelves
- IP44 rated

Vertex - Size Options



Cabinet	Code	W x H x D (mm)	W x H x D (mm) Recessed	Price
Vertex 550	VEC055	550 x 710 x 115 - Single Door	550 x 710 x 47 when recessed	£625.00
Vertex 700	VEC070	700 x 710 x 115 - Double Door	700 x 710 x 47 when recessed	£685.00
Vertex 1000	VEC100	1000 x 710 x 115 - Large Double Door	1000 x 710 x 47 when recessed	£810.00



KEY COORDINATES WITH FURNITURE FINISHES

Shown with Scheme 1000mm basin unit in gloss dark clay
Please refer to the Roper Rhodes Bathroom Book 2019

1040mm Recessed Cabinet in gloss dark clay

Recessed

A discreet recessed cabinet, available in 2 widths, 2 depths and a variety of finishes to coordinate with your bathroom furniture.



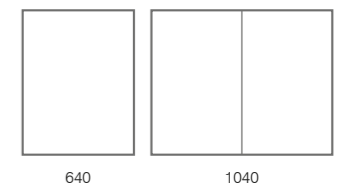
Cabinet in gloss dark clay



Key Features

- Recessed cabinet
- Reversible door on single cabinet
- 2 internal glass shelves
- Push to open door
- Available in 75mm depth for standard stud walls and 120mm depth for built-out walls
- Outer frame protrudes 30mm from wall
- Matt dark grey interior finish
- Available in a variety of finishes to coordinate with your bathroom furniture

Recessed - Size Options



Cabinet	Code (example)	W x H x D exposed (mm)	Price
Recessed 640 (for stud walls) 75mm depth	SCHCAB675.GW (Gloss white)	640 x 830 x 30 – Single Door	£239.00
Recessed 640 (for built-out walls) 120mm depth	SCHCAB6120.GW (Gloss white)	640 x 830 x 30 – Single Door	£299.00
Recessed 1040 (for stud walls) 75mm depth	SCHCAB1075.GW (Gloss white)	1040 x 830 x 30 – Double Door	£299.00
Recessed 1040 (for built-out walls) 120mm depth	SCHCAB10120.GW (Gloss white)	1040 x 830 x 30 – Double Door	£361.00

Cabinet colour finish options

	Gloss White	Gloss Light Grey	Matt Light Clay	Gloss Dark Clay	Matt Carbon	Derwent Blue
Recessed 640 (stud walls) Recessed 640 (built-out walls)	Single Door SCHCAB675.GW SCHCAB6120.GW	Single Door SCHCAB675.LG SCHCAB6120.LG	Single Door SCHCAB675.MLC SCHCAB6120.MLC	Single Door SCHCAB675.GDC SCHCAB6120.GDC	Single Door SCHCAB675.MCB SCHCAB6120.MCB	Single Door SCHCAB675.DB SCHCAB6120.DB
Recessed 1040 (stud walls) Recessed 1040 (built-out walls)	Double Door SCHCAB1075.GW SCHCAB10120.GW	Double Door SCHCAB1075.LG SCHCAB10120.LG	Double Door SCHCAB1075.MLC SCHCAB10120.MLC	Double Door SCHCAB1075.GDC SCHCAB10120.GDC	Double Door SCHCAB1075.MCB SCHCAB10120.MCB	Double Door SCHCAB1075.DB SCHCAB10120.DB



Capture












A practical bathroom cabinet in a multitude of finishes to perfectly coordinate with your furniture.



Key Features

- Bright, practical, energy efficient LED lighting
- On/off function infrared switch controlled by contactless hand movements
- Double sided mirror doors
- Soft close doors
- Magnetic storage holder
- Built-in charging socket for your shaver or toothbrush
- USB charging socket for your bathroom USB devices
- 2 adjustable glass shelves
- Available in a range of furniture coordinating finishes, see below
- Heated demister doors prevent mirror steaming up
- IP44 rated

Cabinet colour options

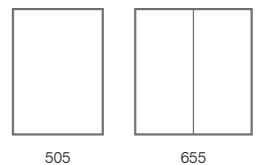
 Gloss White Single Door CAC050W Double Door CAC065W	 Alpine Elm Single Door CAC050AE Double Door CAC065AE	 Charcoal Elm Single Door CAC050CE Double Door CAC065CE	 Light Elm Single Door CAC050LE Double Door CAC065LE	 Dark Elm Single Door CAC050DE Double Door CAC065DE	 Gloss Dark Clay Single Door CAC050GDC Double Door CAC065GDC	 Gloss Light Grey Single Door CAC050GLG Double Door CAC065GLG	
 Matt Carbon Single Door CAC050MC Double Door CAC065MC	 Matt Light Clay Single Door CAC050MLC Double Door CAC065MLC	 Umbra Single Door CAC050U Double Door CAC065U	 Derwent Blue Single Door CAC050DB Double Door CAC065DB				

KEY COORDINATES WITH FURNITURE FINISHES
Shown with Frame 600mm basin unit in matt light clay
Please refer to the Roper Rhodes Bathroom Book 2019



Cabinet	Code	W x H x D (mm) Doors	Price
Capture 505	CAC050W (Gloss White)	505 x 705 x 170 – Single Door	£660.00
Capture 655	CAC065W (Gloss White)	655 x 705 x 170 – Double Door	£725.00

Capture - Size Options



505

655

Radiance

With minimal sleek styling, these cabinets output a soft ambient light and have heated demister doors and dual recharging options.

KEY USB CHARGING SOCKET

Shown with Mia cloakroom basin unit in light elm
Please refer to the Roper Rhodes Bathroom Book 2019



Radiance 405 Cabinet



Radiance 505 Cabinet



Radiance 655 Cabinet

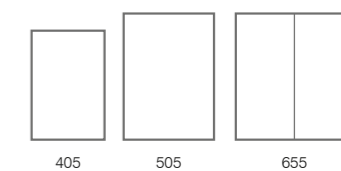
Key Features


- Bright, practical, energy efficient LED lighting
- On/off infrared switch controlled by contactless hand movements
- Built-in charging socket for your shaver or toothbrush in the 2 larger cabinets
- USB charging socket in the 2 larger cabinets
- Double sided mirror doors
- Soft close doors
- Magnetic storage holder
- 2 adjustable glass shelves
- Heated demister doors prevent mirror from steaming up
- IP44 rated

Cabinet	Code	W x H x D (mm)	Price
Radiance 405	RAC040	405 x 605 x 170 - small single door	£440.00
Radiance 505	RAC050	505 x 705 x 170 - single door	£635.00
Radiance 655	RAC065	655 x 705 x 170 - double door	£680.00

Charging socket and USB not available on Radiance 405

Radiance - Size Options





Fever

Cabinet	Code	W x H x D (mm)	Price
Fever	AS251	515 x 700 x 130 - single door	£610.00


Key Features

- On/off infrared switch controlled by contactless hand movements
- Heated demister door prevents mirror from steaming up
- Double sided mirror door
- Soft close door
- Built-in charging socket for your shaver or toothbrush
- 2 adjustable glass shelves
- IP44 rated

Fever - Size Option



515



Plateau

Cabinet	Code	W x H x D (mm)	Price
Plateau 544	AS515ALIL	544 x 700 x 135 - single door	£570.00
Plateau 654	AS615ALIL	654 x 700 x 135 - double door	£595.00

Key Features

- Double sided mirror doors
- On/off infrared switch controlled by contactless hand movements
- Built-in charging socket for your shaver or toothbrush
- Soft close doors
- 3 adjustable glass shelves
- Convenient removable trays in base
- IP44 rated

Plateau - Size Options



544

654



Refine

Key Features


- Slim depth cabinet
- Double sided mirror doors
- 3 adjustable glass shelves
- Convenient removable trays in base
- On/off infrared switch controlled by contactless hand movements
- Built-in charging socket for your shaver or toothbrush
- Allow 55mm space above cabinet for LED light fitting
- IP44 rated

Refine Cabinet



Cabinet	Code	W x H x D (mm)	Price
Refine	AS615ALS	615 x 700 x 100 - split door	£510.00

Refine - Size Option



615



Phase

Key Features

- Double sided mirror door
- Soft close door
- On/off infrared switch controlled by contactless hand movements
- Built-in charging socket for your shaver or toothbrush
- LED light fitting
- 2 glass shelves
- High gloss white finish
- IP44 rated

Cabinet	Code	W x H x D (mm)	Price
Phase 500	DN50WL	500 x 700 x 120 - single door	£404.00
Phase 600	DN60WL	600 x 700 x 120 - double door	£459.00

Phase - Size Options



500

600

Phase 600 Cabinet



Phase 500 Cabinet





Limit 450 White Cabinet



Limit 450 Aluminium Cabinet



Limit 615 Aluminium Cabinet

Reference

Key Features

- Dressing mirror cabinet
- Double sided mirror door
- 4 adjustable glass shelves



Reference Cabinet

Reference - Size Option



315

Limit - Size Options



450



615

Limit

These slim depth cabinets offer superb storage but save on space as they are only 100mm deep.

Key Features

- Slim depth cabinet
- Double sided mirror doors
- 3 adjustable glass shelves
- Convenient removable trays in base

Cabinet	Finish	Code	W x H x D (mm)	Price
Limit 450	Aluminium	AS415ALSLP	450 x 700 x 100 - single door	£220.00
Limit 450	White	AS415W	450 x 700 x 100 - single door	£235.50
Limit 615	Aluminium	AS615ALSLP	615 x 700 x 100 - double door	£280.00
Reference	Aluminium	AS315AL	315 x 1450 x 140 - single door	£493.00



Signatures Cabinet

Signatures

Key Features

- Soft close door
- 2 glass shelves

Signatures



600



Cabinet	Code	W x H x D (mm)	Price
Signatures	SGC6W	600 x 750 x 160 - double door	£208.50
Medicab	MED340	337 x 420 x 155 - single door	£107.00



Medicab 337 Cabinet

Medicab

Key Features

- White finish
- Lockable cabinet with 2 keys
- Adjustable shelf
- Can be installed for left or right hand opening
- Optional first aid label (complies with BS5378)

Medicab



337



technical information

Wall light

Add a little classic style to your design with this IP44-rated wall light, specifically designed for use in the bathroom.

Light	Code	W x H x D (mm)	Price
550 Wall Light	Light 01	60 x 550 x 80	£154.50 each

MIRROR RANGE SELECTOR

Fable



Fable £425.00



Features

- Listen to your playlists via **Spotify®** (wi-fi) or **Bluetooth®**
- **Bluetooth®** connectivity
- Internet radio
- Multi-function infrared switch
- Adjustable LED warmth and brightness and temperature to create tailored bathroom experiences, from an invigorating morning daylight white (6000K) to a comforting evening warm white (2700K)

Page 18

Forte



Forte 500/700 £395.00



Forte 600/800 £407.00

Features

- **Bluetooth®** connectivity
- Integrated stereo system
- Touch Control on/off
- Control your music via your smartphone or tablet
- Tapered body

Page 20



Mirror	Code	W x H x D (mm)	LED rating	Adjustable light temp. / dimmable	Demister	Music	Landscape / portrait	Energy rating	Wattage	IP44
Fable	FA80AL	600 x 800 X 30	2700K - 6000K	Y	Y	Y	Portrait	A	59.9	Y
Forte 500/700	FO70AL	500 x 700 X 30	6000K		Y	Y	Both	A	36.3	Y
Forte 600/800	FO80AL	600 x 800 x 30	6000K		Y	Y	Both	A	44.9	Y

Beat



Beat 500 £370.00



Beat 800 £407.00



Features

- **Bluetooth®** connectivity
- Integrated stereo system
- Touch Control on/off
- Control your music via your smartphone or tablet

Page 22

Mirror	Code	W x H x D (mm)	LED rating	Demister	Music	Landscape / Portrait	Energy Rating	Wattage	IP44
Beat 500	MLE430	500 x 700 x 50	6000K	Y	Y	Portrait	A	32.0	Y
Beat 800	MLE420	800 x 600 x 50	6000K	Y	Y	Landscape	A	41.0	Y

Ultra Slim



Ultra Slim 500/700 £351.00



Ultra Slim 600/800 £385.00



Ultra Slim 700/900 £421.00



Ultra Slim 1000 £443.00



Ultra Slim 1200 £467.00

Features

- Multi-function infrared switch
- Adjustable LED warmth and brightness and temperature to create tailored bathroom experiences, from an invigorating morning daylight white (6000K) to a comforting evening warm white (2700K)
- Ultra slim design of 17mm deep. Can be tiled in or mounted into wall cladding


Page 24

*** Infrared Sensor** The position of infrared sensors is indicated on each cabinet with this symbol

Important When mounting cabinets with infrared sensors, the sensor must be at least 150mm from an adjacent wall or obstruction to ensure the sensor can function properly.

Mirror	Code	W x H x D (mm)	LED rating	Adjustable light temp. / dimmable	Demister	Landscape / Portrait	Energy Rating	Wattage	IP44
Ultra Slim 500/700	US70ALC	500 x 700 x 17	2700K - 6000K	Y	Y	Both	A	55.0	Y
Ultra Slim 600/800	US80ALC	600 x 800 x 17	2700K - 6000K	Y	Y	Both	A	59.0	Y
Ultra Slim 700/900	US90ALC	700 x 900 x 17	2700K - 6000K	Y	Y	Both	A	73.0	Y
Ultra Slim 1000	US10ALC	1000 x 500 x 17	2700K - 6000K	Y	Y	Landscape	A	79.0	Y
Ultra Slim 1200	US12ALC	1200 x 500 x 17	2700K - 6000K	Y	Y	Landscape	A	82.0	Y

Frame



Frame Circular 600 £280.00



Frame Circular 800 £375.00



Frame 600/800 £375.00



Frame 1200 £495.00

Features

- Coordinates with Frame furniture. Available in grey and white
- Multi-function infrared switch
- Adjustable LED warmth and brightness and temperature to create tailored bathroom experiences, from an invigorating morning daylight white (6000K) to a comforting evening warm white (2700K)

Page 26

Mirror	Code	W x H x D (mm)	LED rating	Adjustable light temp. / dimmable	Demister	Landscape / Portrait	Energy Rating	Wattage	IP44
Frame circular 600	FR60RW / FR60RG	Ø600 x 38	2700K - 6000K	Y	Y	Portrait	A	36.3	Y
Frame circular 800	FR80RW / FR80RG	Ø800 x 38	2700K - 6000K	Y	Y	Portrait	A	57.9	Y
Frame 600/800	FR60SW / FR60SG	600 x 800 x 38	2700K - 6000K	Y	Y	Both	A	60.4	Y
Frame 1200	FR120SW / FR120SG	1200 x 600 x 38	2700K - 6000K	Y	Y	Landscape	A	89.8	Y

Eminence



Eminence Oval £284.00



Eminence Pill £335.00



Eminence Circular 550 £253.00



Eminence Circular 800 £320.00



Eminence 500 £365.00



Eminence 600 £380.00

Features

- Multi-function infrared switch
- Adjustable LED warmth and brightness and temperature to create tailored bathroom experiences, from an invigorating morning daylight white (6000K) to a comforting evening warm white (2700K)

Page 28

*** Infrared Sensor** The position of infrared sensors is indicated on each cabinet with this symbol

Important When mounting cabinets with infrared sensors, the sensor must be at least 150mm from an adjacent wall or obstruction to ensure the sensor can function properly.

MIRROR RANGE SELECTOR

Eminence

Mirror	Code	W x H x D (mm)	LED rating	Adjustable light temp. / dimmable	Demister	Landscape / portrait	Energy rating	Wattage	IP44
Eminence Oval	EM65OAL	490 x 650 x 35	2700K - 6000K	Y	Y	Portrait	A	34.0	Y
Eminence Pill	EM80PAL	500 x 800 x 35	2700K - 6000K	Y	Y	Portrait	A	52.0	Y
Eminence Circular 550	EM55CAL	Ø500 x 35	2700K - 6000K	Y	Y	Portrait	A	29.0	Y
Eminence Circular 800	EM80CAL	Ø800 x 35	2700K - 6000K	Y	Y	Portrait	A	58.9	Y
Eminence 500	EM70RAL	500 x 700 x 35	2700K - 6000K	Y	Y	Portrait	A	47.9	Y
Eminence 600	EM80RAL	600 x 800 x 35	2700K - 6000K	Y	Y	Portrait	A	60.9	Y

Gesture



Gesture 500/700 £398.00 Gesture 600/800 £428.00

Available October 2019

Page 30

Features

- Intuitive gesture control operation
- Easy cycle through 4 lighting presets
 - Daylight white (100% 6000K)
 - Natural white (100% 4000K)
 - Warm mood light (100% 2700K)
 - Night light (25% 2700K)
- Last light setting is stored when mirror is turned off

Mirror	Code	W x H x D (mm)	LED rating	Adjustable light temp. / dimmable	Demister	Landscape / portrait	Energy rating	Wattage	IP44
Gesture	GEM050	500 x 700 x 25	2700K / 4000K / 6000K	Y	Y	Both	A	39.3	Y
Gesture	GEM060	600 x 800 x 25	2700K / 4000K / 6000K	Y	Y	Both	A	61.0	Y

System



System 450 £340.00 System 500/700 £356.00 System 600/800 £380.00 System 700/900 £402.00

Page 32

Features

- Coordinates with System furniture
- Multi-function infrared switch
- Adjustable LED warmth and brightness and temperature to create tailored bathroom experiences, from an invigorating morning daylight white (6000K) to a comforting evening warm white (2700K)



System 1200 £490.00

Mirror	Code	W x H x D (mm)	LED rating	Adjustable light temp. / dimmable	Demister	Landscape / portrait	Energy rating	Wattage	IP44
System 450	SYS45AL	450 x 700 x 25	2700K - 6000K	Y	Y	Portrait	A	47.0	Y
System 500	SYS70AL	500 x 700 x 25	2700K - 6000K	Y	Y	Both	A	55.0	Y
System 600	SYS80AL	600 x 800 x 25	2700K - 6000K	Y	Y	Both	A	60.9	Y
System 700	SYS90AL	700 x 900 x 25	2700K - 6000K	Y	Y	Both	A	62.0	Y
System 1200	SYS120AL	1200 x 600 x 25	2700K - 6000K	Y	Y	Landscape	A	82.0	Y

*** Infrared Sensor** The position of infrared sensors is indicated on each cabinet with this symbol

Important When mounting cabinets with infrared sensors, the sensor must be at least 150mm from an adjacent wall or obstruction to ensure the sensor can function properly.

Scheme



Scheme 500 £332.00 Scheme 600 £301.00 Scheme 800 £332.00



Scheme 1000 £392.00 Scheme 1200 £452.00

Page 34

Features

- Coordinates with Scheme furniture
- Multi-function infrared switch
- Adjustable LED warmth and brightness and temperature to create tailored bathroom experiences, from an invigorating morning daylight white (6000K) to a comforting evening warm white (2700K)

Mirror	Code	W x H x D (mm)	LED rating	Adjustable light temp. / dimmable	Demister	Landscape / portrait	Energy rating	Wattage	IP44
Scheme 500	MLE470C	500 x 710 x 47	2700K - 6000K	Y	Y	Portrait	A	49.0	Y
Scheme 600	MLE530C	600 x 470 x 47	2700K - 6000K	Y	Y	Landscape	A	46.0	Y
Scheme 800	MLE540C	800 x 470 x 47	2700K - 6000K	Y	Y	Landscape	A	73.0	Y
Scheme 1000	MLE550C	1000 x 470 x 47	2700K - 6000K	Y	Y	Landscape	A	94.0	Y
System 1200	MLE560C	1200 x 470 x 47	2700K - 6000K	Y	Y	Landscape	A	116.0	Y

Leap



Leap 500/700 £380.00 Leap 600/800 £397.00 Leap 1200 £495.00

Page 36

Features

- Infrared on/off switch
- Dual charging options
- Tapered body design

Mirror	Code	W x H x D (mm)	LED rating	Demister	Recharging socket	USB socket	Landscape / portrait	Energy rating	Wattage	IP44
Leap 500/700	LE70ALU	500 x 700 x 55	6000K	Y	Y	Y	Both	A	57.2	Y
Leap 600/800	LE80ALU	600 x 800 x 55	6000K	Y	Y	Y	Both	A	65.8	Y
Leap 1200	LE120ALU	1200 x 600 x 55	6000K	Y	Y	Y	Landscape	A	87.1	Y

*** Infrared Sensor** The position of infrared sensors is indicated on each cabinet with this symbol

Important When mounting cabinets with infrared sensors, the sensor must be at least 150mm from an adjacent wall or obstruction to ensure the sensor can function properly.

MIRROR RANGE SELECTOR

Intense



Intense 450/700 £332.00 Intense 600/800 £361.00 Intense 1200 £479.00

Page 38

Features

- Multi-function infrared switch
- Illuminated frame
- Adjustable LED warmth and brightness and temperature to create tailored bathroom experiences, from an invigorating morning daylight white (6000K) to a comforting evening warm white (2700K)

Mirror	Code	W x H x D (mm)	LED rating	Adjustable light temp. / dimmable	Demister	Landscape / portrait	Energy rating	Wattage	IP44
Intense 450/700	MLE510C	450 x 700 x 30	2700K - 6000K	Y	Y	Both	A	54.2	Y
Intense 600/800	MLE500C	600 x 800 x 30	2700K - 6000K	Y	Y	Both	A	59.2	Y
Intense 1200	MLE520C	1200 x 500 x 30	2700K - 6000K	Y	Y	Landscape	A	86.0	Y

Peak



Peak 520 £321.00 Peak 1200 £479.00

Page 40

Features

- Infrared on/off switch
- Diffused overhead light

Mirror	Code	W x H x D (mm)	LED rating	Demister	Landscape / Portrait	Energy Rating	Wattage	IP44
Peak 520	MLE440	520 x 730 x 90	6000K	Y	Portrait	A	43.2	Y
Peak 1200	MLE460	1200 x 550 x 90	6000K	Y	Landscape	A	120.0	Y

Renew



Renew £361.00

Features

- Curved glass with LED light
- Infrared on/off switch

Page 42

Aura



Aura 500/700 £374.00

Features

- Illuminated frame
- Infrared on/off switch

Page 43

Mirror	Code	W x H x D (mm)	LED rating	Demister	Landscape / portrait	Energy rating	Wattage	IP44
Renew	MLE490	530 x 800 x 116	6000K	Y	Portrait	A	45.0	Y
Aura	MLE450	500 x 700 x 90	6000K	Y	Both	A	57.2	Y

* Infrared Sensor The position of infrared sensors is indicated on each cabinet with this symbol

Important When mounting cabinets with infrared sensors, the sensor must be at least 150mm from an adjacent wall or obstruction to ensure the sensor can function properly.

Corona




Corona £393.00

Features

- 2x magnifying inset mirror
- Infrared on/off switch
- Recharging socket

Page 44

Pulse Plus



Pulse Plus 600/800 £371.00

Features

- Infrared on/off switch
- Shaver/toothbrush charging socket
- 60 LEDs

Page 44

Flare



Flare 530/730 £354.00

Features

- Infrared on/off switch
- 42 LEDs

Page 45

Mirror	Code	W x H x D (mm)	LED rating	Demister	Recharging socket	Landscape / portrait	Energy rating	Wattage	IP44
Corona	MLB300	600 x 800 x 50	6000K	Y	Y	Portrait	A	10.5	Y
Pulse Plus	MLE310	600 x 800 x 50	6000K	Y	Y	Both	A	38.0	Y
Flare	MLE320	530 x 730 x 40	6000K	Y	N	Both	A	38.0	Y

Atom



Atom £151.50

Features

- 26 LEDs
- On/off rocker switch

Page 45

Apollo



Apollo £151.50

Features

- LED lighting

Page 45

Mirror	Code	W x H x D (mm)	LED rating	Landscape / portrait	Energy rating	Wattage	IP44
Atom	TR2002	450 x 600 x 40	6000K	Portrait	A	2.0	Y
Apollo	TR2001	450 x 700 x 40	6000K	Portrait	A	9.0	Y

Elle



Elle 405/595 £81.10



Elle 420/800 £92.50



Level £111.50

Features

- Bevelled edge

Page 46

Mirror	Code	W x H x D (mm)	Landscape / Portrait
Elle 405/595	MPS403	405 x 595 x 20	Both
Elle 420/800	MPS402	420 x 800 x 20	Both
Level	MPS401	495 x 710 x 20	Both

* Infrared Sensor The position of infrared sensors is indicated on each cabinet with this symbol

Important When mounting cabinets with infrared sensors, the sensor must be at least 150mm from an adjacent wall or obstruction to ensure the sensor can function properly.

CABINET RANGE SELECTOR

Lyric



Lyric 500 £775.00

Lyric 650 £890

Page 54

Features

- Bluetooth® connectivity
- Integrated stereo system
- Infrared on/off switch
- Dual charging options
- Single door cabinet is left hinged
- Double sided mirrored doors

Cabinet	Code	W x H x D (mm)	Surface / recessed	Soft close	Shelves	LED rating	Recharging socket	USB socket	Energy rating	Wattage	IP44
Lyric 500	LYC050	500 x 700 x 130	Surface	Y	2	6000K	Y	USB	A	38.0	Y
Lyric 650	LYC065	650 x 700 x 130	Surface	Y	2	6000K	Y	USB	A	39.4	Y

Presence



Presence 500 £495.00

Presence 650 £625.00

Presence 1000 £745.00

Page 56

Features

- Multi-function touch control
- Dual charging options
- Single door cabinet is left hinged
- Double sided mirrored doors

Cabinet	Code	W x H x D (mm)	Surface / recessed	Soft close	Shelves	LED rating	Adjustable light temp / dimmable	Demister	Recharging socket	USB socket	Energy rating	Wattage	IP44
Presence 500	PR50ALU	500 x 700 x 130	Surface	Y	2	2700K / 4000K / 6000K	Y	Y	Y	USB	A	36.5	Y
Presence 650	PR65ALU	650 x 700 x 130	Surface	Y	2	2700K / 4000K / 6000K	Y	Y	2	USB	A	68.0	Y
Presence 1000	PR100ALU	1000 x 700 x 130	Surface	Y	2	2700K / 4000K / 6000K	Y	Y	2	USB	A	73.0	Y

Purpose



Purpose 500 £495.00

Purpose 650 £625.00

Purpose 1000 £745.00

Page 58

Features

- Recessed cabinet control
- Multi-function touch control
- Dual charging options
- Single door is left hinged
- Double sided mirrored doors

Cabinet	Code	W x H x D (mm)	Surface / recessed	Soft close	Shelves	LED rating	Adjustable light temp / dimmable	Demister	Recharging	USB socket	Energy rating	Wattage	IP44
Purpose 500	PU50ALU	500 x 700 x 20	Recessed	Y	2	2700K / 4000K / 6000K	Y	Y	Y	USB	A	36.5	Y
Purpose 650	PU65ALU	650 x 700 x 20	Recessed	Y	2	2700K / 4000K / 6000K	Y	Y	2	USB	A	68.0	Y
Purpose 1000	PU100ALU	1000 x 700 x 20	Recessed	Y	2	2700K / 4000K / 6000K	Y	Y	2	USB	A	73.0	Y

* Infrared Sensor The position of infrared sensors is indicated on each cabinet with this symbol

Important When mounting cabinets with infrared sensors, the sensor must be at least 150mm from an adjacent wall or obstruction to ensure the sensor can function properly.

Contrast



Contrast 500 £675.00

Contrast 650 £790.00

Contrast 1000 £935.00

Page 60

Features

- Multi-function infrared control
- Dual charging options
- Single door cabinet is left hinged
- Double sided mirrored doors

Cabinet	Code	W x H x D (mm)	Surface / recessed	Soft close	Shelves	LED rating	Adjustable light temp / dimmable	Demister	Recharging socket	USB socket	Energy rating	Wattage	IP44
Contrast 500	CTC050	500 x 700 x 119	Both	Y	2	2700K - 6000K	Y	Y	Y	USB	A	22.6	Y
Contrast 650	CTC065	650 x 700 x 119	Both	Y	2	2700K - 6000K	Y	Y	Y	USB	A	25.5	Y
Contrast 1000	CTC100	1000 x 700 x 119	Both	Y	2	2700K - 6000K	Y	Y	Y	USB	A	32.2	Y

Vertex



Vertex 500 £625.00

Vertex 700 £685.00

Vertex 1000 £810.00

Page 62

Features

- Multi-function infrared control
- Dual charging options
- Single door cabinet is left hinged
- Double sided mirrored doors
- 47mm deep when recessed

Cabinet	Code	W x H x D (mm)	Surface / recessed	Soft close	Shelves	LED rating	Adjustable light temp / dimmable	Demister	Recharging socket	USB socket	Energy rating	Wattage	IP44
Vertex 500	VEC055	550 x 710 x 115	Both	Y	2	2700K - 6000K	Y	Y	Y	USB	A	12.6	Y
Vertex 700	VEC070	700 x 710 x 115	Both	Y	3	2700K - 6000K	Y	Y	Y	USB	A	14.0	Y
Vertex 1000	VEC100	1000 x 710 x 115	Both	Y	3	2700K - 6000K	Y	Y	Y	USB	A	14.0	Y

Recessed



Recessed 640 (stud walls) £239.00

Recessed 640 (built-out) £299.00

Recessed 1040 (stud walls) £299.00

Recessed 640 (built-out) £361.00

Page 64

Features

- Reversible door single door cabinet
- Push to open door
- Available in 75mm depth for standard stud walls and 120mm depth for built-out walls
- Coordinates with furniture ranges, available in 6 finishes

Cabinet	W x H x D (mm)	Surface / recessed	Soft close	Shelves
Recessed 640 (stud)	640 x 830 x 30	Recessed	Y	2
Recessed 640 (built-out)	640 x 830 x 30	Recessed	Y	2
Recessed 1040 (stud)	1040 x 830 x 30	Recessed	Y	2
Recessed 1040 (built-out)	1040 x 830 x 30	Recessed	Y	2

6 Different finishes See Page 65 for relevant order code

* Infrared Sensor The position of infrared sensors is indicated on each cabinet with this symbol

Important When mounting cabinets with infrared sensors, the sensor must be at least 150mm from an adjacent wall or obstruction to ensure the sensor can function properly.

CABINET RANGE SELECTOR

Capture



Capture 505 £660.00 Capture 655 £725.00

11 Different finishes See Page 66 for relevant order code

Page 66

- Features**
- Infrared on / off switch
 - Dual charging options
 - Single door cabinet is left hinged
 - Double sided mirrored doors
 - Magnetic storage holder
 - Coordinates with furniture ranges, available in 11 finishes

Cabinet	W x H x D (mm)	Surface / recessed	Soft close	Shelves	LED rating	Demister	Recharging socket	USB socket	Energy rating	Wattage	IP44
Capture 505	505 x 705 x 170	Surface	Y	2	6000K	Y	Y	USB	A	10.8	Y
Capture 655	655 x 705 x 170	Surface	Y	2	6000K	Y	Y	USB	A	14.4	Y

Radiance



Radiance 405 £440.00 Radiance 505 £635.00 Radiance 655 £680.00

Page 68

- Features**
- Infrared on/off switch
 - Dual charging options
 - Single door cabinet is left hinged
 - Double sided mirrored doors
 - Magnetic storage holder

Cabinet	Code	W x H x D (mm)	Surface / recessed	Soft close	Shelves	LED rating	Demister	Recharging socket	USB socket	Energy rating	Wattage	IP44
Radiance 405	RAC040	405 x 605 x 170	Surface	Y	2	6000K	Y			A	6.3	Y
Radiance 505	RAC050	505 x 705 x 170	Surface	Y	2	6000K	Y	Y	USB	A	8.1	Y
Radiance 655	RAC065	655 x 705 x 170	Surface	Y	2	6000K	Y	Y	USB	A	10.8	Y

Fever



Fever 515 £610.00

Page 70

- Features**
- Infrared on/off switch
 - Door is left hinged
 - Double sided mirrored doors

Plateau



Plateau 544 £570.00



Plateau 654 £595.00

Page 71

- Features**
- Infrared on/off switch
 - Single door cabinet is left hinged
 - Double sided mirrored doors
 - Removable trays in base

Cabinet	Code	W x H x D (mm)	Surface / recessed	Soft close	Shelves	LED rating	Demister	Recharging socket	Energy rating	Wattage	IP44
Fever 515	AS251	515 x 700 x 130	Surface	Y	2	6000K	Y	Y	A	34.0	Y
Plateau 544	AS515ALIL	544 x 700 x 135	Surface	Y	3	6000K	Y	Y	16.8	16.8	Y
Plateau 654	AS615ALIL	654 x 700 x 135	Surface	Y	3	6000K	Y	Y	16.8	16.8	Y

Refine



Refine £510.00

Page 72

- Features**
- Infrared on/off switch
 - Slim depth cabinet
 - Double sided mirrored doors

Cabinet	Code	W x H x D (mm)	Surface / recessed	Shelves	LED rating	Recharging socket	Energy rating	Wattage	IP44
Refine	AS615ALS	615 x 700 x 100	Surface	3	6000K	Y	A	16.0	Y

Phase



Phase 500 £404.00 Phase 600 £459.00

Page 73

- Features**
- Infrared on/off switch
 - Single door cabinet is left hinged
 - Double sided mirrored doors
 - Magnetic storage holder

Cabinet	Code	W x H x D (mm)	Surface / recessed	Soft close	Shelves	LED rating	Recharging socket	Energy rating	Wattage	IP44
Phase 500	DN50WL	500 x 700 x 120	Surface	Y	2	6000K	Y	A	3.0	Y
Phase 600	DN60WL	600 x 700 x 120	Surface	Y	2	6000K	Y	A	3.0	Y

Limit



Limit 450 aluminium £220.00 Limit 450 white £235.50 Limit 615 aluminium £280.00

Page 74

- Features**
- Slim depth cabinet
 - Double sided mirrored doors
 - Removable trays in base

Cabinet	Code	W x H x D (mm)	Surface / recessed	Shelves
Limit 450 aluminium	AS415ALS	450 x 700 x 100	Surface	3
Limit 450 white	AS415W	450 x 700 x 100	Surface	3
Limit 615 aluminium	AS615ALS	615 x 700 x 100	Surface	3

* **Infrared Sensor** The position of infrared sensors is indicated on each cabinet with this symbol
Important When mounting cabinets with infrared sensors, the sensor must be at least 150mm from an adjacent wall or obstruction to ensure the sensor can function properly.

* **Infrared Sensor** The position of infrared sensors is indicated on each cabinet with this symbol
Important When mounting cabinets with infrared sensors, the sensor must be at least 150mm from an adjacent wall or obstruction to ensure the sensor can function properly.

CABINET RANGE SELECTOR

Reference



Reference £493.00

Cabinet	Code	W x H x D (mm)	Surface / recessed	Shelves
Reference	AS315AL	315 x 1450 x 140	Surface	4

Features

- Double sided mirrored doors
- Dressing mirror cabinet
- Door hinged left

Page 74

Signatures



Signatures £208.50

Cabinet	Code	W x H x D (mm)	Surface / recessed	Soft close	Shelves
Signatures	SGC6W	600 x 750 x 160	Surface	Y	2

Features

- Soft close doors
- 2 glass shelves

Page 75

Medicab



Medicab £107.00

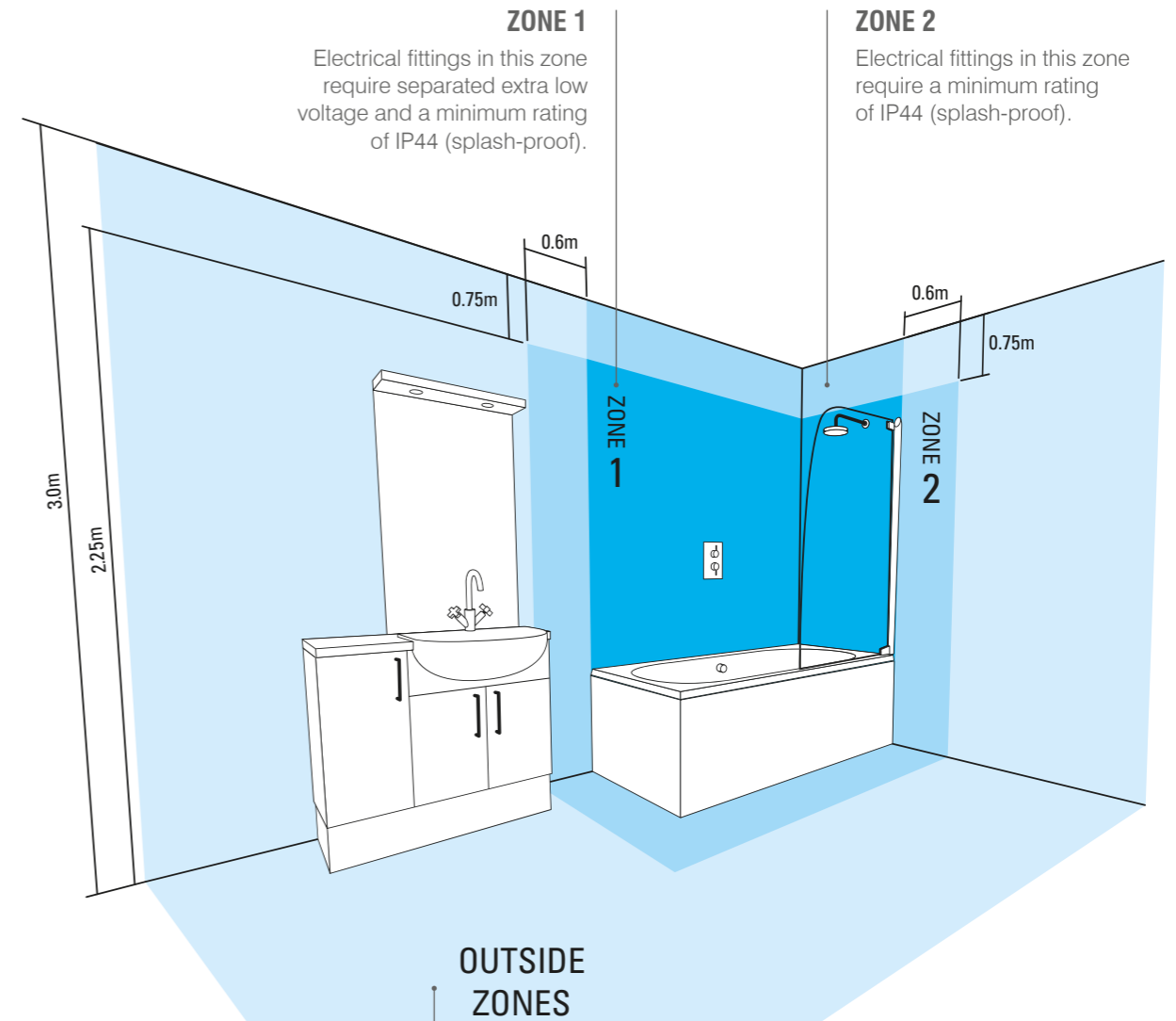
Cabinet	Code	W x H x D (mm)	Surface / recessed	Soft close	Shelves
Medicab	MED340	337 x 420 x 155	Surface	Y	1

Features

- Door can be hinged either left or right handed
- Lockable with 2 keys
- Adjustable shelf
- Optional first aid label

Page 75

SAFETY ZONES & ELECTRICAL INFORMATION



ZONE 1

Electrical fittings in this zone require separated extra low voltage and a minimum rating of IP44 (splash-proof).

ZONE 2

Electrical fittings in this zone require a minimum rating of IP44 (splash-proof).

OUTSIDE ZONES

IMPORTANT NOTES

Illuminated mirrors and cabinets must be mounted so that the sensor switch is a minimum of 150mm from any adjacent wall or obstruction to ensure function of the sensor switch.

ZONES FOR ELECTRICAL EQUIPMENT IN CLOSE PROXIMITY TO BATH AND SHOWERS

Roper Rhodes illuminated mirrors and aluminium cabinets have been independently tested for compliance with electrical equipment safety regulations. Products shown with this icon below are IP44 rated and are suitable for use in zone 2 and outside zones in the bathroom.

OUTSIDE ZONES

Electrical fittings in this zone require a minimum rating of IP20.



CUSTOMER SERVICE & AFTERCARE

As one of the UK's largest suppliers of bathroom furniture & accessories, we set very high standards in design, manufacture & service. We also invest heavily in product improvement & innovation. By choosing Roper Rhodes, you can be confident that your product is of unrivalled quality.

REPLACEMENT PARTS

We carry extensive stocks of replacement parts and are normally able to dispatch spares within 24 hours of your request. Attention is drawn to the policy of replacing any damaged part with a spare part where possible. Complete exchanges will only be made if damage is extensive.

PRODUCT SPECIFICATION

Roper Rhodes Ltd reserves the right to amend the specification of its products at any time if an opportunity to improve the product occurs. All dimensions are approximate and are quoted within reasonable tolerances.

For more product information visit our website roperrhodes.co.uk where you can watch product videos and view more detailed information on Roper Rhodes mirrors and cabinets as well as the rest of our bathroom product range.

PRICING

All prices quoted are inclusive of Value Added Tax, which will be charged at the rate applicable on the date your product is despatched. The prices charged will be those ruling at the date of despatch and Roper Rhodes cannot be held responsible for any errors or omissions in this brochure.

HOW TO CONTACT US...

If you need to contact us, our experienced in-house customer service team has a wealth of knowledge about our products

CUSTOMER SERVICES


Monday to Thursday: 9:00am - 5:30pm
Friday: 9:00am - 5:00pm
Email: sales@roperrhodes.co.uk

BATHROOM BOOK

The Roper Rhodes Bathroom Book encompasses a number of other essential bathroom products including furniture, sanitaryware, showers, taps and accessories.

Please ask your retailer for further details and a copy of the brochure, or visit the Roper Rhodes website to download a PDF version.

roperrhodes.co.uk/brochures



WEBSITE

For more product information visit our website where you can watch product videos and view more detailed technical information on Roper Rhodes cabinets and mirrors as well as the rest of our bathroom product range.

roperrhodes.co.uk

LET'S GET SOCIAL

facebook.com/roperrhodes

twitter.com/roperrhodesLtd

youtube.com/roperrhodes

pinterest.com/roperrhodes



Acknowledgements

Viewpoint photography
viewpoint-photography.co.uk - 01761 420841

Porcelanosa
porcelanosa.co.uk - 0800 915 4000

Mandarin Stone
mandarinstone.com - 01600 715 444

Harvey Maria Flooring
harveymaria.co.uk - 0845 6801231

Orac Décor
oracdecor.com - 01483 271211

