

Contents

Why Majestic		01
<hr/>		
MetalCraft Portfolio		
	Frame	15
	Horizon	17
	Trellis	19
<hr/>		
Demi-Framed Portfolio		
Bath Screen	Alessi	23
Hinged Doors & Enclosures	Ponente	25
	Levant	27
	Constance	29
	Como	31
	Como Corner	33
	Geneva	35
<hr/>		
Frameless Portfolio		
Walk In Panels	Monaco	39
	Archangel	41
Bath Screens	Genoa	43
	Valletta	45
	Diptych	47
Hinged Doors & Enclosures	Maine	49
	Cadiz	51
	Rio	53
	Portofino	55
	Napoli	57
	Venice	59
	Deauville	61
	Barcelona	63
Sliding Doors	Vigo	65
	Toulon	67
	Harmony	69
	Harmony Corner	71
<hr/>		
Beyond Bespoke™		75
<hr/>		
Specification Guidance		
In the Detail		81
How to Order		99
Technical Specifications and Pricing		101

Innovators by nature. Pioneers in engineering excellence. Since 1968, Majestic has been leading the way in premium glass shower screens and enclosures. More than fifty years later our commitment to elegant, timeless and understated design remains as strong as ever.

Whether you seek a sanctuary of calm or refreshing invigoration Majestic lets your imagination run free. Large or small, modern minimalism or classic opulence, our shower collection will transform your bathroom and enhance your home. In fact, a life-long guarantee is the only thing that comes as standard.

A Majestic shower is an icon of beauty. It possesses an exacting, aesthetic quality all of its own – one that transcends superficial fads and trends.

Why Majestic



From our inception in 1968 we only had in mind to provide the best design and quality.

This is what we do.

John King
Founder
1937 - 2018



Enjoyed in discerning homes, landmark hotels and resorts throughout the world, Majestic is recognised by leading architects for exceptional shower screen design.

We work closely with designers and architects, using our technical expertise to ensure we meet the exacting standards demanded for prestigious projects.

The Experts' Expert



We were attracted by the classic lines and clean, simple designs of Majestic for our prestigious development, The Lancaster.

With over 300 bathrooms to install we used a combination of the framed shower screens and frameless bath screens. Mixing classic and contemporary – which is exactly what The Lancaster is all about.

Majestic's products were in keeping with the rest of the development, in terms of both quality and finish. And because their shower screens come in a wide range of sizes, we had a greater degree of flexibility with our bathroom designs and layouts. Majestic also provided good technical back-up throughout the project.

Orlando Rodriguez
Architect





St Pancras Renaissance Hotel, London

A Victorian masterpiece restored. The St Pancras Renaissance London Hotel and Residential Chambers is being hailed as one of the city's most romantic buildings.

Majestic shower screens were specified for all 68 luxury apartments and penthouses in the residential chambers and the key elegant bedroom suites at the St Pancras Renaissance Hotel. A wide variety of Frameless models were supplied including Barcelona, Rio and Cadiz shower enclosures.

As well as the high performance that you would expect from a premium product, minimal design and accurate installation were essential for this project.



It is a privilege to be able to offer both a technical, consultative design service to architects on the most prestigious projects in London, whilst also being able to give individual retail clients the 5 star luxury bathroom experience they deserve.

Tom King
Managing Director

OTHER RESIDENTIAL EXAMPLES

- [The Shard, London](#)
- [One Hyde Park, London Knightsbridge](#)
- [Castle House, London](#)
- [Milton Court, London Barbican](#)
- [The Lancaster's, London Hyde Park](#)



The Shard, London Bridge

This inspirational building succeeded in redefining the London skyline before it was even completed.

Invited to supply and fit for the exclusive private penthouse apartments, Majestic created a collection of Beyond Bespoke™ alcove, Wetroom panel and hinged door solutions in response to the engineering and design challenge posed by designer Daniel Goldberg at State of Craft for glass panels on an enormous scale.

The bespoke glass panels were recessed into the wall and floor with ceiling support provided only with the use of our 50mm ceiling brackets. A high quality fit and finish for one of London's most prestigious builds.

OTHER HOTEL EXAMPLES

- UK** [Bulgari Hotel, London Knightsbridge](#)
- [Claridges, London Mayfair](#)
- [The Goring Hotel, London Belgravia](#)
- [The Dorchester Hotel, London Mayfair](#)
- [Brown's Hotel, London Mayfair](#)
- [The Ritz, London Piccadilly](#)
- [The Soho Hotel, London Covent Garden](#)
- [Sea Containers, London South Bank](#)
- WORLD** [Royal Savoy Hotel, Madeira, Portugal](#)
- [Four Seasons George V, Paris](#)
- [Sandy Lane, Barbados](#)
- GOLF** [St Andrews, Fife, Scotland](#)
- [The Gleneagles, Perthshire, Scotland](#)
- [Wentworth, Virginia Water, Surrey](#)



Our glass range offers a subtle spectrum of colours. From clear to understated tones of smoke grey, blue, green and bronze.

For the ultimate in clarity, we offer low iron, optically clear glass often described as white. We can also mist glass to achieve your chosen level of discreetness.

Our Art Glass collection offers an opportunity to decorate the glass with stunning design.

Our Glass Seeing is Believing

There are pieces that decorate a bathroom and those that define it. Developed in partnership with Italian designer Andrew Galuppi, the designs can be applied to all Majestic shower screens.

Combining beguiling design with a sublime texture and finish, Majestic introduces the opportunity to own the very latest in leading edge shower screen design.

Honouring our commitment as innovators to define and provide the very best, Majestic Art Glass collection offers the ultimate statement in luxury.

To ensure maximum protection and preservation both sides of the glass are treated with ClearShield® an anti-limescale treatment.

Majestic Art Glass



Goya Bathscreen (far right)
Bespoke Features shown:
Art Glass – Quatre Feuille, Black fittings.

Panel Arrangement (right)
Bespoke Features shown:
Art Glass – Japan, Oversized glass,
Recessed channel, Floor bracket.

For full design options and pricing
see page 128.



These are carefully balanced shapes that echo the simplicity of the glass screen, all coming together to deliver a sense of timeless design.

Our fittings are made from solid brass and high purity stainless steel. The Bespoke collection offers the choice of six carefully selected colours: Brushed Nickel, Polished Nickel, Antique Gold, Brushed Gold and now both Powder Coated Matte Black and White.

We are now also able to match leading brassware manufacturers and any RAL colour through our Majestic X offering and Bespoke Matching Service respectively. For further details please see our technical Special Finishes page 87.



Our Finishes *Purity of Form,* *Feel & Function*

Pictured: Gold, Rose Gold, Brushed Gold, Nickel, Matte Black and Chrome

METAL

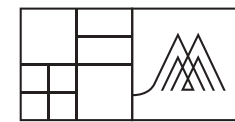


Celebrating the beauty of
how things are made.

MetalCraft is all about the quality of
materials, engineering and expertise, bound
together to create a distinctively elegant
and bold aesthetic.

Available in a luxurious palette of
metal finishes this fixed-frame design
collection offers a contemporary, modernist
twist on a classic.

CRAFT



METALCRAFT

BY MAJESTIC



With its elegantly defined silhouette, Frame offers the greatest flexibility of configuration, size and shape.

Frame

Shown Bespoke with matte black fittings in a dual panel arrangement. For full design options and pricing see pages 101 and 102.



The beautiful balance and subtle lines of Horizon draw the gaze and bring structure and form to your bath or shower room.

Horizon

Shown Standard with matte black fittings in a dual panel arrangement. For full design options and pricing see pages 103 and 104.



Trellis makes a stunning statement by creating bold but finely composed shapes and adding a playful architectural beauty to any space.

Trellis

*Shown Bespoke with brushed gold fittings.
For full design options and pricing see pages
105 and 106.*

DEMI



Our iconic 1968 collection. Reimagined with unique, stunning metal finishes.

Watertight and timeless this stand alone collection offers the best in creative, functional and innovative design.

Inspired by our commitment to excellence and the power of the imagination to journey where anything is possible.

FRAMED





This beautifully crafted iconic bath screen brings a robust elegance to the bathroom. Reliability and lasting good looks have made the Alessi a preferred design for many decades. Guaranteed watertight.

Alessi

Shown Bespoke full height with rose gold fittings. Choose from our range of finishes and glass on pages 87, 97 and 98. For full design options and pricing see page 107.



Bold and uncompromising, Majestic's distinctive metalwork brings style and engineered excellence to luxury showering. Its watertight guarantee makes it the expert's choice. You know you're in safe hands when you close this door.

Ponente

Shown Bespoke as a steam door (Right) with headrail, gold fittings and a square short D handle.

Choose from our range of finishes, handles and glass on pages 87, 97 and 98. For full design options and pricing please see page 111. Also available without headrail, pictured on page 87.

Shown Bespoke as an Architrave Door (Left – glass sits below top of door aperture and accompanying framework) with gold components and a square short D handle.



A strong statement in any bathroom, the Levant radiates authority with a promise to deliver in all or most situations. Straightforward and imbued with common sense design, the Levant door offers a minimally framed alternative to traditional framework. Guaranteed watertight.

Levant

Shown Bespoke with chrome fittings and a square long D handle mounted horizontally. Choose from our range of finishes, handles and glass on pages 87, 97 and 98. For full design options and pricing please see page 109.



A rule breaker when first launched in 1968, founder John King's first hinged door design for Majestic. Unmatched in beauty and function Constance allows for the door to be hinged off the wall or corner post. A deceptively simple design copied the world over, we take it as a compliment, it remains a company favourite. Guaranteed watertight.

Constance

Shown Bespoke with matte black fittings and a long D handle mounted horizontally. Choose from our range of finishes, handles and glass on pages 87, 97 and 98. For full design options and pricing please see page 113.



When an alcove space calls for something extra the Como delivers with its perfect lines and uncompromising style. This unit allows you to play with the positioning of the door, hinged off a central or wall post giving you design flexibility taking you beyond the usual limits of standard design. Guaranteed watertight.

Como

Shown Standard with chrome fittings and a square short D handle. Choose from our range of finishes, handles and glass on pages 87, 97 and 98. For full design options and pricing please see page 115.



Possessing an engaging powerful luxury this unit will not fail to delight the senses. Step boldly inside and escape into a world of opulent beauty, form and function. Available hinged from the wall, centre or corner post the design possibilities are limitless. Guaranteed watertight.

Como Corner

Shown Bespoke with rose gold fittings and a square long D handle. Choose from our range of finishes, handles and glass on pages 87, 97 and 98. For full design options and pricing please see page 117.



We cannot think of a more delightful and pleasing way to fill an alcove showering space. Crisp edges coupled with solid balanced engineering make for an enriched experience to be enjoyed both inside and out. Guaranteed watertight.

Geneva

Shown Bespoke with chrome fittings and a horizontally mounted long D handle. Choose from our range of finishes, handles and glass on pages 87, 97 and 98. For full design options and pricing please see page 119.

Your bathroom is a blank canvas.
A clean slate of possibilities. Majestic Frameless
provides the opportunity to create your unique,
innovative shower experience.



FRAME

LESS





Monaco is elegant minimalism epitomised. A simple wall fixed panel creates the perfect partition for a walk-in Wetroom.

Monaco

*Shown Standard with chrome fittings.
Choose from our range of glass, finishes
and details on pages 87–97. For full design
options and pricing see page 123 .*



Deceptively simple, the Archangel hinged leaf folds flush to the interior of the fixed panel producing the widest possible access.

With its innovative lateral seal our latest screen contradicts the common convention of hinged panel design. Hugely versatile, the leaf moves in an arc from its closed position, sealing all the way through 180 degrees to its fully extended position.

Archangel

Shown left in open position, Bespoke with gold fittings. Choose from our range of glass, finishes and details on pages 87–97. For full design options and pricing see page 125.



This single panel bath screen represents absolute simplicity and pure functionality. Its minimalist design blends seamlessly with any bathroom style. Fitted with a dual action hinge, bringing the best of both worlds together, it glides smoothly both inwards and outwards.

Frameless Bath Screens are not guaranteed watertight.

Genoa

Shown Bespoke with chrome fittings. Choose from our range of glass, finishes and details on pages 87–97. For full design options and pricing see page 129.



Valletta gives you a wider space in which to shower. The in-line panel offers flexibility and clearance from existing bathroom furniture.

Frameless Bath Screens are not guaranteed watertight.

Valletta

Shown Standard with chrome fittings. Choose from our range of glass, finishes and details on pages 87–97. For full design options and pricing see page 131.



Our Diptych bi-fold bath screen glides into a discreet inward folding position, allowing for flexible bathing and showering.

Frameless Bath Screens are not guaranteed watertight.



Diptych

*Shown Standard with chrome fittings.
Choose from our range of glass, finishes
and details on pages 87–97. For full design
options and pricing see page 133.*



Maine elegantly makes the most of the available space you have by creating a stunning, yet discrete built-in shower environment.

Maine

Shown Bespoke with chrome fittings, short D handle and no underframe to base. Choose from our range of glass, finishes and details on pages 87–97. For full design options and pricing see page 135.



Cadiz represents timeless simplicity. It completes your bathroom by enhancing even the most economic of spaces, achieving a pleasingly minimal finish.

Cadiz

Shown Bespoke with chrome fittings and finger pull handle. Recessed profiles to wall and base. Choose from our range of glass, finishes and details on pages 87–97. For full design options and pricing see page 136.



Ideal for any recess, the door can be hinged from a wall or the fixed panel.

Rio

Shown Standard with chrome fittings and short D handle. Choose from our range of glass, finishes and details on pages 87–97. For full design options and pricing see pages 137–140.



A popular choice and versatile corner enclosure. The door can be hinged from the fixed panel or the wall.

Portofino

Shown Standard with chrome fittings, short D handle. Choose from our range of glass, finishes and details on pages 87–97. For full design options and pricing see pages 141–144.



Napoli exemplifies Majestic's ability to bring together modernity and sense of grace. This design with its central door, is perfect for an alcove space and, as with all our hinged doors, an elegant, smooth close is achieved.

Napoli

Shown Bespoke with chrome fittings and finger pull handle. Surface profiles to wall and base. Choose from our range of glass, finishes and details on pages 87–97. For full design options and pricing see page 145.



With its distinctive geometric design, Venice allows for more floor space. This chic neo angle corner enclosure comes with specially created hinges for the most elegant door close. And when fitted with underframe, it provides the ultimate watertight finish.

Venice

Shown Bespoke with chrome fittings and towel rail handle. Choose from our range of glass, finishes and details on pages 87–97. For full design options and pricing see page 147.



Deauville fits seamlessly into your bathroom. Its corner enclosure design offers great flexibility in terms of size and shape.

Deauville

Shown Bespoke with chrome fittings, long D handle and over bath notch cut out. Surface profiles to wall and base. Choose from our range of glass, finishes and details on pages 87–97. For full design options and pricing see page 149.



Create a space within a space with Barcelona. This three-sided enclosure features two in-line and two return panels, making it appear to blend almost invisibly with its environment.

Barcelona

Shown Bespoke with chrome fittings, long D handle and ceiling fixed brackets. Surface profiles to wall and base. Choose from our range of glass, finishes and details on pages 87–97. For full design options and pricing see page 150.



With its refined design, Vigo is an elegant space-saver. The minimal lines of this sliding door suit every size of bathroom and setting – from modern to classic. A discreet finger pull completes the distinctive, pared back look.

Vigo

Shown Standard with chrome fittings and finger pull handle. Choose from our range of glass on page 87. For full design options and pricing see page 151.



Toulon is a sleek space-saver. It not only makes the most of the space you have, but thanks to discreet, precision engineering the sliding door has the perfect glide.

Toulon

Shown Standard with chrome fittings and finger pull handle. Choose from our range of glass on page 87. For full design options and pricing see page 153.



Designed for seamless integration into each unique interior, Harmony offers a smooth glide into a luxury showering experience. With a choice of surface or recessed profiles for wall and floor we invite our customers to take control in the creation of their unit. An elegant, visionary solution.

Harmony

Shown Bespoke with chrome fittings and finger pull with metal trim handle. Choose from our range of glass, finishes and details on pages 87–97. For full design options and pricing see page 155.



Harmony is redefining minimalism in sliding door design. Engineered to deliver a smooth, quiet door action. Composed of stunning components. With an expanded choice of finishes and recessed profiles, this timeless classic is founder Mr. King's signature design. Superb showering.

Harmony Corner

Shown Standard with chrome fittings and square finger pull handle. Choose from our range of glass, finishes and details on pages 87-97. For full design options and pricing see page 157.



Our designs are an evolution of experience and ingenuity. We are committed to perfection – continually refining, testing and innovating our designs.

It's the hidden detail and elegant results that endure. Our shower screens offer the best in style and function; beauty and performance, it's the accuracy of our engineering that brings the two together in perfect balance.

The Beauty in the Detail



Beyond Bespoke™ allows you to unfold your desire for the exclusive and explore the endless possibilities of customization in luxury showering. Offering an ability to accommodate requests for oversized glass and providing a stunning palette of high quality metal finishes to choose from. With your imagination and our assurance you cannot fail in the creation of a unique and stunning object.

Beyond Bespoke™ Showcase no.1

Bespoke features shown:

Oversized Glass

Gold Finish

Steam Room Configuration

Transom Over Panel *

* Available through Bespoke Services only. Maximum Transom over panel height 800mm. Price on application.



Beyond Bespoke™ expands on the possibilities of shower screen design. By using oversized glass with discreet ceiling brackets and seamless UV bonding, you can create your own minimal elegance.

Beyond Bespoke™ Showcase no.2

Bespoke features shown:

Ceiling Brackets

Oversized Glass

UV Bonding



Beyond Bespoke™ enables you to customize the designs to fit your unique space. In addition to the availability of oversized glass, we can shape the glass to provide the perfect fit – from floor to ceiling.

Beyond Bespoke™ Showcase no.3

Bespoke features shown:

Angled Glass

Oversized Glass

Notched Glass

Steam Room Configuration

Specification Guidance

This section contains all the technical and pricing details needed for ordering. If you require further assistance please contact your Majestic showroom.

In the Detail

Beyond Bespoke™	83
Bespoke Services	85
Special Finishes	87
Frameless Glass	89
Frameless Brackets, Support Arms and Stay Bars	91
Frameless Profiles	93
Recessing Frameless Profiles	95
Handles	97
Demi-Framed Components	98

How to Order	99
--------------	----

MetalCraft Portfolio

Panel Collection	Frame	101
	Horizon	103
	Trellis	105

Demi-Framed Portfolio

Bath Screen	Alessi	107
Hinged Doors & Enclosures	Levant	109
	Ponente	111
	Constance	113
	Como	115
	Como Corner	117
	Geneva	119
	Geneva Corner	121

Frameless Portfolio

Walk In Panels	Monaco	123
	Archangel	125
	Oslo	127
Hand Crafted Glass	Art Glass	128
Bath Screens	Genoa	129
	Valletta	131
	Diptych	133
Hinged Doors & Enclosures	Maine	135
	Cadiz	136
	Rio	137
	Portofino	141
	Napoli	145
	Venice	147
	Deauville	149
	Barcelona	150
Sliding Doors	Vigo	151
	Toulon	153
	Harmony	155
	Harmony Corner	157
	Odessa	160

MAJESTIC

Beyond Bespoke™

Majestic is known for its ability to realise the most ambitious bathroom design projects. The Frameless Portfolio offers the conclusive selection in flexibility and customisable options. This page is an overview of Beyond Bespoke™ possibilities. All prices are VAT inclusive.



Ceiling bracket

Our beautiful ceiling fixed bracket is the minimal solution for stabilizing glass, giving creative freedom in shower screen design. Oversize glass can be provided without the need for long support bars and doors can be hinged from fixed panels up to 700mm wide. The ceiling bracket allows the top of the glass to sit between 15mm and 60mm from the ceiling.



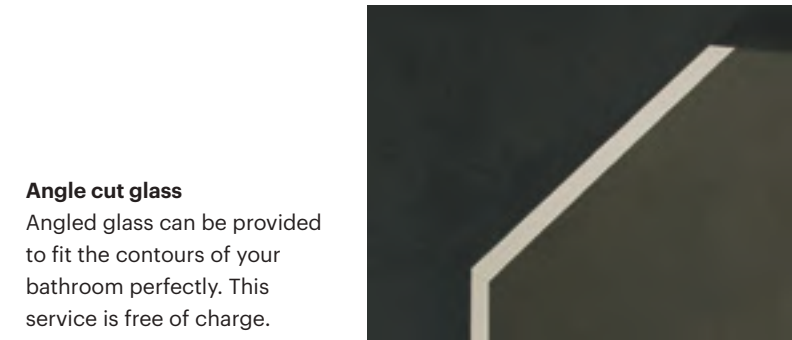
UV Bonding

The technique of joining glass without the use of metal fittings. See Glass page 89. Available when using Bespoke Services.



Notches

Majestic can cut glass to adapt your new shower screen to existing furniture or architectural features, all at no extra cost.



Angle cut glass


Angled glass can be provided to fit the contours of your bathroom perfectly. This service is free of charge.



Overheight glass

Glass required at heights above those stated on the product specification pages is available and is priced at £50 per 100mm, per piece of glass.

Bespoke Services



If your suit is made to your exacting requirements, why not your shower screen?

We are pleased to offer our own in-house survey and installation service. Providing you with peace of mind that the quality of your installation will match that of your product. Highly recommended for technical enclosures.

Majestic products and installation are guaranteed.

Services and pricing incl VAT	Tier 1	Tier 2	Tier 3	Tier 4	Tier 5
Bespoke Survey and Installation	£760	£850	£980	£1,110	£1,200
Standard installation only	£575	£610	£715	£n/a	£n/a
Survey only	£210	£210	£210	£210	£210

UV Bonding - This is an additional cost of £125 per bond

For project enquiries of 5 units or more, please contact bespokeservices@majesticshowers.com

Bespoke Services Tiering Information

Tier 1: Alessi, Genoa, Valletta, Monaco, MetalCraft, Oslo, Maine, Ponente, Levant, Diptych

Tier 2: Archangel, Cadiz, Rio, Constance, Como, Harmony, Vigo, Odessa (Oversized)

Tier 3: Portofino, Venice, Como Corner, Napoli, Geneva, Harmony Corner, Toulon

Tier 4: Deauville, Geneva Corner

Tier 5: Barcelona

Terms and Conditions

Survey requirements are provided at the point of enquiry. Two working days' notice is required to cancel and rebook appointment. Both surveys and installations cancelled with less notice will be charged at the retail price. Client or decision maker must be present at both survey and installation for confirmation of specification and placement of enclosure, in addition to sign off both pre and post installation.

Things to bear in mind

Before we are able to survey your site, your shower area must be finished, with walls tiles and shower tray installed. 10mm frameless glass is very heavy, therefore it is essential that there are appropriate grounds for our fixings wherever the shower screen meets a wall or ceiling. The minimum requirement is 12mm thick ply behind plasterboard and pipes must not be run behind fixing points.

Oversized Units

Oversized units will be highlighted following the site survey. They may require a courier service delivery in addition to a 3 man installation team, therefore oversized units will be subject to a surcharge.

Management of the service

Your bathroom designer will provide Majestic with your product specification, documentation, site and contact details. Subsequently you will be contacted by Majestic to arrange a site survey. When the site survey has been completed Majestic will provide your designer with a comprehensive quote, taking into consideration exact dimensions and any other relevant information.

When the specification has been approved and confirmed Majestic commence production and book the installation. The lead time from this point is 3 to 5 weeks, special finishes may carry a longer lead.

Postcodes served

All London and Home Counties postcodes, in addition to: BN, CB, CO, GL, GU, LU, MK, NN, OX, RG, SG, TN

For enquiries outside these postcodes please enquire with bespokeservices@majesticshowers.com



Special Finishes

Majestic offer a range of colours and finishes produced by different processes.

The **Bespoke Collection** is our traditional range of finishes, crafted through a combination of plating and anodising.

The **Bespoke Matching Service** has been developed to match any RAL Colour or Matte finish in the bathroom. Using modern powder coating technology to achieve a hard wearing finish.

Majestic X is an exciting and innovative process exclusive to Majestic. Producing a beautiful finish, designed to match the leading brassware manufacturers to create harmony in your bathroom.

Collections	Finishes	
Majestic Bespoke Collection	Antique Gold	Brushed Gold
	Polished Nickel	Brushed Nickel
	Matte Black	Matte White
Majestic X	Brushed Chrome	Stainless Steel
	Polished Gold	Brushed Gold
	Polished Black Chrome	Brushed Black Chrome
	Polished Rose Gold	Brushed Rose Gold
	Polished Brass	Brushed Brass
	Polished Bronze	Brushed Bronze
	Polished Nickel	Brushed Nickel
	Any finish can also be matched using the Majestic X process, from another bathroom manufacturer's finish to a RAL colour.	
When custom matching finishes a sample and £50 deposit are requested on placement of order. Should you be satisfied with the returned sample the initial deposit will be subtracted from the balance of the order.		
Bespoke Matching Service	Majestic can manufacture to any RAL colour and also colour match to a sample of the finish you desire. This service has been developed to tie in the shower enclosure to other elements of the bathroom, from tiles to furniture. We have also matched metallic finishes such as Rose Gold, Brass, Bronze and more. However, please note that this is not the intended use of the powder coating process, channels and components will have a different lustre due to the differing materials and may look different in situ. Aged and patinated finishes are unavailable and powder coated finish depth may be reduced on corners for metallic paints only.	
	When supplying a custom powder coated finish the product will be supplied with Majestic's secondary hinge option, please see pages 91-92 for images.	
When custom matching finishes a sample and £50 deposit are requested on placement of order. Should you be satisfied with the returned sample the initial deposit will be subtracted from the balance of the order.		

Portfolio	Specification	Bespoke Collection	Majestic X	Bespoke Matching Service	
Frameless	Standard	Y ¹	N	<i>Product dependent</i>	¹ Due to the inherent nature of the materials that make up a shower enclosure, there may be a slight difference in the lustre of the channels against that of the components. This is due to the application of distinct technologies to distinct materials, to achieve the desired finish. This does not include the Chrome or Matte finishes.
	Bespoke	Y ¹	Y ²	Y	
Demi-Framed	Standard	Y	N	Y	
	Bespoke	Y	N	Y	
MetalCraft	Standard	Y ³	N	Y	³ Only available in Brushed and Matte finishes
	Bespoke	Y ³	N	Y	

Frameless Glass

All Frameless shower screens are made in 10mm thick glass with the exception of our sliding screens, Vigo and Toulon, which are made in 8mm thick glass. All glass is toughened safety glass to BS EN 12150.



BSEN 12150 C

In accordance with BS EN 14428 each enclosure is marked with BS EN 12150, usually on the leading edge of the door or panel.

Glass options

All glass is available both clear and misted. Art Glass, extra clear low iron glass, as well as coloured glass, is available as a bespoke option.

For pricing information on misted, coloured and extra clear low iron glass please see the specification page of your chosen product.

Glass protection

Majestic have researched all the glass protection products available in Europe and the United States. We find that only ClearShield® is appropriate for showers. The unique properties are such that we guarantee the effectiveness for three years given that our after care glass cleaner is used according to the instructions. Household cleaners should never be used.

UV Bonding

UV bonding is a process which enables glass panels to be joined without the use of metal fittings and silicone. The join is incredibly strong and completely invisible, leaving clean, undisturbed lines for an ultra minimal finish.

Majestic are able to offer bespoke glass for on-site UV Bonding. Please contact us for further information. UV bonding is available only when using Bespoke Services.

Key to images

- 01 Oslo panel with misted band
- 02 Maine door with smoke grey glass
- 03 Oslo panel with Art Glass-Japan
- 04 Oslo panel with UV bonded side panels
- 05 Fully misted Maine door



Frameless Hinges, Brackets, Support Arms and Stay Bars

One of the defining features of a Majestic shower screen is the hinge. The iconic flat landscape design is unmatched both in terms of style and function. This heavyweight fitting is fully adjustable, with its unique bias mechanism providing positive pressure and perfect door closure every time.

Our hinges and brackets are all made in precision engineered solid brass, plated to the finish of your choice. Support arms and stay bars are composed of high purity stainless steel, Grade 316.

Key to images

- 01 Ceiling bracket
- 02 Glass to wall hinge
- 03 Glass to glass hinge
- 04 Oslo support Arm
- 05 Glass to glass bracket
- 06 Glass to wall bracket
- 07 Sliding door rail and rollers
- 08 Sliding door rail end detail
- 11 Sliding door rail
- 12 Secondary glass to glass landscape hinge
- 13 Secondary glass to wall landscape hinge






Support bars

- 09 Glass to glass - £152*
- 10 45° Glass to wall - £186*
- 90° (not pictured) - £186*

* When ordered as an optional extra. Prices are VAT inclusive.

Ceiling brackets

Ceiling brackets are available in the following sizes:
 - 25mm
 - 50mm (pictured 01)
 - 100mm



Frameless Profiles

Our glazing profiles are all made in highly polished aluminium conforming to British Standard BS EN 12373.

Standard profiles

Underframe

Provided for all standard shower enclosures, the Majestic underframe extends beneath the door, guaranteeing a watertight finish. Water jetted at pressure onto the interface of doors and walls will naturally force an exit. Our guarantees are fully described in our terms and conditions. Your statutory rights are not affected.

24mm Surface Profile

This profile provides 18mm adjustment (+/-9mm) to compensate for out of true walls and is provided for all standard shower screens except Harmony. The 24mm surface profile is also provided for the base of all standard Wetroom panels and bath screens.

Bespoke profile options

Underframe

Available for all bespoke shower enclosures, the Majestic underframe extends beneath the door, guaranteeing a watertight finish. Water jetted at pressure onto the interface of doors and walls will naturally force an exit. Our guarantees are fully described in our terms and conditions. Your statutory rights are not affected.

10mm Recessed Profile

This profile sits within the floor tiles for the most minimal finish. Available for all bespoke, hinged shower screens. Shoulders at the top of the profile sit over the cut tile edge. For specific enclosure availability, please see the enclosure page in the Specification Guidance section. Further details on recessing channels can be found overleaf.

24mm Surface Profile

This profile provides 18mm adjustment (+/-9mm) to compensate for out of true walls. It is available for all bespoke shower screens, to wall and base.

17mm Surface Profile

More minimal than the 24mm version, this profile provides 10mm adjustment (+/-5mm) to compensate for out of true walls. It is available for most bespoke shower screens. For specific enclosure availability, please see the enclosure page in the Specification Guidance section.

24mm Recessed Profile

This discreet wall profile sits within the tiling. 18mm (+/-9mm) adjustment is provided for out of true walls. Shoulders at the top of the profile sit over the cut tile edge. Available for most bespoke shower screens except Vigo and Toulon sliding doors. For specific enclosure availability, please see the enclosure page in the Specification Guidance section. Further details on recessing channels can be found overleaf.

17mm Edgeless Recessed Profile

A discreet wall and floor profile which sits within the tiling. This profile provides 10mm adjustment (+/-5mm) to compensate for out of true walls. Available for most bespoke shower screens. For specific enclosure availability, please see the enclosure page in the Specification Guidance section. Further details on recessing channels can be found overleaf.

24mm Edgeless Recessed Profile

A discreet wall profile which sits within the tiling. This profile provides 18mm adjustment (+/-9mm) to compensate for out of true walls. Available for most bespoke shower screens. For specific enclosure availability, please see the enclosure page in the Specification Guidance section. Further details on recessing channels can be found overleaf.

Seals

Clear PVC seals are provided for all Majestic shower screens unless otherwise specified. Seals must be used whenever a watertight environment is required.



Picture shows the 10mm recessed profile

Recessing Frameless Profiles

Recessing our glazing profiles creates an even more ‘Frameless’ impression. There are myriad possible combinations of recessed and surface fixed profiles, depending on your design preference.

Here you will find the twelve best systems that we have developed to achieve both your desired aesthetic and a smooth installation, all you need to do is let us know which option you would prefer when your order is placed.

Please note our products can also be ceiling fixed with brackets.

Not all products are available in each and every configuration.

Each product’s recommended configurations are shown in the Specification Guidance product page.

Please contact our design team to discuss further options if you desire an alternate solution.

Your Choice of Profiles

Recessed Profiles - with Shoulders

These have shoulders and can only be installed when recessed. The shoulders cover the cut edge of the tile or stone for a beautifully finished look. These are available in two depths: 24mm and 10mm.

Edgeless Profiles

Our ‘Edgeless’ profiles can be fully recessed to achieve the ultimate frameless look because no profile can be seen protruding above the tile or stone. These are available in two depths: 17mm and 24mm.

How to order

When ordering a bespoke product with recessed channels, first you must specify (Step 1), then configure your model (Step 2). When selecting your options (Step 3), please state that you desire the channels to be recessed and specify the configuration, e.g. RW1 or RWC1.

Order Process

When shower screens are specified with recessed profiles the order is fulfilled in two phases:

1. The specified profiles will be delivered with instructions to be installed, usually by a tiler, and final dimensions of the shower area given to Majestic.
2. The bespoke glass and remaining components are manufactured to the final site dimensions and delivered to complete the installation.

Installing the profiles


Either the profiles can be fixed into place and the stone or tiles laid up to them or the stone can be routed out to accommodate the profile. Instructions will be provided.

Option	Channel Type	Design intent Description	Recessed to			Channel to		
			Wall	Base	Ceiling	Wall	Base	Ceiling
RW1	Recessed	Unit recessed into wall with Recessed channels, surface mounted to base with underframe.	Y	N	N	24mm	Underframe	n/a
RW2	Edgeless Recessed	Unit recessed into wall with Edgeless Recessed channels, surface mounted to base with underframe	Y	N	N	24mm	Underframe	n/a
*RW3	Recessed	Unit recessed into wall with Recessed channels, surface mounted to base with no underframe under the door	Y	N	N	24mm	10mm No U/F	n/a
*RW4	Edgeless Recessed	Unit recessed into wall with Edgeless Recessed channels, surface mounted to base with no underframe under the door	Y	N	N	24mm	17mm No U/F	n/a
RWC1	Recessed	Unit recessed into wall and ceiling with Recessed channels, surface mounted to base with underframe.	Y	N	Y	24mm	Underframe	24mm
RWC2	Edgeless Recessed	Unit recessed into wall and ceiling with Edgeless Recessed channels, surface mounted to base with underframe	Y	N	Y	24mm	Underframe	24mm
*RWC3	Recessed	Unit recessed into wall and ceiling with Recessed channels, surface mounted to base with no underframe under the door.	Y	N	Y	24mm	17mm No U/F	24mm
*RWC4	Edgeless Recessed	Unit recessed into wall and ceiling with Edgeless Recessed channels, surface mounted to base with no underframe under the door.	Y	N	Y	24mm	17mm No U/F	24mm
*RWB1	Recessed	Unit recessed into wall and base with Recessed channels.	Y	Y	N	24mm	10mm	n/a
*RWB2	Edgeless Recessed	Unit recessed into wall and base with Edgeless Recessed channels	Y	Y	N	24mm	17mm	n/a
*RWBC1	Recessed	Unit recessed into wall, base and ceiling with Recessed channels.	Y	Y	Y	24mm	10mm	24mm
*RWBC2	Edgeless Recessed	Unit recessed into wall, base and ceiling with Edgeless Recessed channels.	Y	Y	Y	24mm	17mm	24mm


We use a shallower depth profile to base than the ceiling to allow the installer to shuffle the glass into place.

* When specifying a hinged product without underframe you will be asked to sign a disclaimer and your enclosure may leak.

Recessed or Edgeless Recessed Profiles



Recessed Profile





Edgeless Recessed Profile

Handles

Shower screens come with a choice of standard or bespoke designer handles:

Key to images	Code
01 Short D	SD
02 Square Short D	SQSD
03 Contour	CO
04 Long D	LD
05 Square Long D	SQLD
06 Finger Pull	RFPP
07 Finger Pull with Metal Trim	RFPI
08 Square Finger Pull	SQFP
09 Towel Rail	TW



08 Square fingerpull with polished glass finish, shown on Harmony Corner page 71.



Demi-framed materials, glass, fittings and finishes

Glass

Majestic Demi-framed glass doors and bath screens are 8mm thick with polished edges, fixed panels are 6mm thick. Glass is available both clear and misted. In house facilities enable us to provide almost any design of misted finish. Anti-limescale glass protection is available.

Majestic are able to offer Art Glass, low iron, opti-clear glass as a bespoke option (see page 89).

All glass is toughened safety glass to: BS EN 12150, BS EN 12600 and ANSI Z97.1-2004.

Fittings

Handles are composed of high purity stainless steel: Grade 316. Hinges and framework are made in highly polished aluminum. BS 1615.

Finishes

Variations of framework finish are available, Chrome, Polished Nickel, Brushed Nickel, Antique Gold, Brushed Gold, Matte Black and Matte White, in addition to the Bespoke Matching Service. Please see pages 87 and 88 for more information.

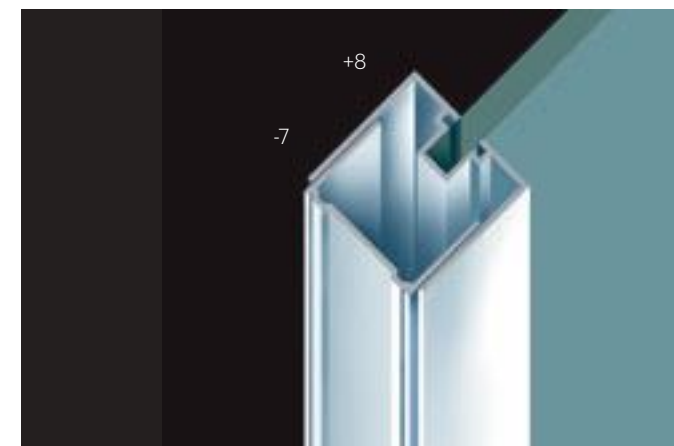


Demi-framed glass to frame hinge

Demi-framed Adjustments

Demi-framed standard framework provides an adjustment of 15mm on each side of the glass, 30mm in total (see illustration).

Minimal framework used for Levant and Alessi shower screens provide a total adjustment of 16mm.



How to Order

Each and every unit manufactured by Majestic has a Standard Specification, these are the typical details supplied for each product. If you give us the bare minimum information, we will supply your order to these details. However, we do require at least the model size and configuration of your selections. Without this information, we will be unable to process your order.

This has been broken down into a 3 step process.

1 + **2**

- Step 1** Select your desired Model and size
- Step 2** Configure the Model to your requirements

1 Select Model **2** Configure Model

Model	Size	Handing	Handle
_____	_____	_____	_____

If you do not select any options from Step 3, then your order will be supplied to the Standard Specification of that unit.

See individual unit specification page for product specific codes and the Standard Specifications of each unit.

Code Examples

1 Select Model **2** Configure Model

Model	Size	Handing	Handle
RIO	1200	LH	SD

Rio 1200, Left Handed, Short handle, Clear Glass

1 Select Model **2** Configure Model

Model	Size	Handing	Handle
COR	1200X900	C	SQSD

Como Corner 1200x900, Handing and Configuration option C, Square Short D handle, Clearshield anti-limescale

1 Select Model **2** Configure Model

Model	Size	Handing	Handle
POR	900X900	LH	SQSD

Portofino, 900X900, Left Handed, Square Short D handle, Misted, Antique Gold

3

- Step 3** Select your Glass Finish and Component Finish
These must be added as separate line items

3 Select Options

Glass finish	Component Finish
_____	_____

When ordering a bespoke size or custom matched finish, these details must be captured in free text.



Frame Standard

Standard Specification

- Opti Clear glass
- Clearshield
- Matte black finish
- Profile depth 35mm
- Support bar supplied for widths over 1000mm
- 2000mm height

Ordering Process

When ordering a Majestic unit you must select the Model (Step 1) and Configuration (Step 2). Without this information we are unable to process your order. Should no other options be selected (Step 3), your order will be supplied to the Standard Specification.

See page **99** for additional details.

1 Select Model

Size	Code	Adjustment	Price Incl VAT
800mm	MCF800	+/- 8mm	£1,800
1000mm	MCF1000	+/- 8mm	£2,000
1200mm	MCF1200	+/- 8mm	£2,200

2 Configure Model

Handing	Code	Price Incl VAT
Left Hand	LH	—
Right Hand	RH	—

3 Select Options

Glass Finish	Code	Price Incl VAT
Opti Clear	MCFGFOC	—
Clearshield	MCFGFAC	—
Misting	MCFGFMI	£145

Component Finish	Code	Price Incl VAT
Matte Black	MCFCFMB	—
Matte White	MCFCFMW	£350
Brushed Nickel	MCFCFBN	£420
Brushed Gold	MCFCFBG	£1,100
Bespoke Matching Service	MCFCFBMS	£810

Build your Codes

1 Select Model _____ 2 Configure Model _____
Model MCF _____ / **Size** _____ / **Handing** _____
3 Select Options - *Please add each code as an additional line item* _____
Glass Finish MCFGF __ __ *and/or* **Component Finish** MCFCF __ __ _____

Frame Bespoke

- Maximum width 2100mm
- Maximum size 4m²
- Opti Clear glass
- Clearshield
- Profile depth 35mm
- Support bar provided for widths over 1000mm

1 Select Model

Unit Size	Price Incl VAT
Up to 800mm	£2,340
800-1000 mm	£2,460
1000-1200mm	£2,600
1200mm +	£2,860

2 Configure Model

Handing	Price Incl VAT
Left Hand	—
Right Hand	—

3 Select Options

Glass	Price Incl VAT
Opti Clear	—
Clearshield	—
Misting	£135

Component Finish	Price Incl VAT
Matte Black	—
Matte White	£350
Brushed Nickel	£420
Brushed Gold	£1,100
Bespoke Matching Service	£760

Base Solutions

Shower trays and Wetroom floor systems are available. Please request a copy of our digital brochure for further details.



Horizon Standard

Standard Specification

- Opti Clear glass
- Clearshield
- Matte black finish
- Profile depth 35mm
- Support bar supplied for widths over 1000mm
- 2000mm height

Ordering Process

When ordering a Majestic unit you must select the Model (Step 1) and Configuration (Step 2). Without this information we are unable to process your order. Should no other options be selected (Step 3), your order will be supplied to the Standard Specification.

See page **99** for additional details.

1 Select Model

Size	Code	Adjustment	Price Incl VAT
800mm	MCH800	+/- 8mm	£2,000
1000mm	MCH1000	+/- 8mm	£2,200
1200mm	MCH1200	+/- 8mm	£2,400

2 Configure Model

Handing	Code	Price Incl VAT
Left Hand	LH	—
Right Hand	RH	—

3 Select Options

Glass Finish	Code	Price Incl VAT
Opti Clear	MCHGFOC	—
Clearshield	MCHGFAC	—
Misting	MCHGFMI	£145

Component Finish	Code	Price Incl VAT
Matte Black	MCHCFMB	—
Matte White	MCHCFMW	£375
Brushed Nickel	MCHCFBN	£480
Brushed Gold	MCHCFBG	£1,200
Bespoke Matching Service	MCHCFBMS	£855

Build your Codes

1 Select Model

Model MCH / Size / Handing

3 Select Options - Please add each code as an additional line item

Glass Finish MCHGF __ __ and/or Component Finish MCHCF __ __

2 Configure Model



Horizon Bespoke

- Maximum width 2100mm
- Maximum size 4m²
- Opti Clear glass
- Clearshield
- Profile depth 35mm
- Support bar supplied for widths over 1000mm

1 Select Model

Unit Size	Price Incl VAT
Up to 800mm	£2,600
800-1000 mm	£2,600
1000-1200mm	£2,710
1200mm +	£3,120

2 Configure Model

Handing	Price Incl VAT
Left Hand	—
Right Hand	—

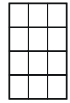
3 Select Options

Glass	Price Incl VAT
Opti Clear	—
Clearshield	—
Misting	£145

Component Finish	Price Incl VAT
Matte Black	—
Matte White	£375
Brushed Nickel	£480
Brushed Gold	£1,200
Bespoke Matching Service	£855

Base Solutions

Shower trays and Wetroom floor systems are available. Please request a copy of our digital brochure for further details.



Trellis Standard

Standard Specification

- Opti Clear glass
- Clearshield
- Matte black finish
- Profile depth 35mm
- Support bar supplied for widths over 1000mm
- 2000mm height


Ordering Process

When ordering a Majestic unit you must select the Model (Step 1) and Configuration (Step 2). Without this information we are unable to process your order. Should no other options be selected (Step 3), your order will be supplied to the Standard Specification.


See page **99** for additional details.

1 Select Model

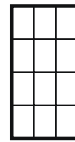
Size	Code	Adjustment	Proportions	Price Incl VAT
800mm	MCT800	+/- 8mm	1	£2,800
1000mm option A	MCT1000A	+/- 8mm	2	£3,000
1000mm option B	MCT1000B	+/- 8mm	3	£3,500
1200mm	MCT1200	+/- 8mm	4	£3,800




Proportions 1



Proportions 2



Proportions 3



Proportions 4

2 Configure Model

Handing	Code	Price Incl VAT
Left Hand	LH	—
Right Hand	RH	—

3 Select Options

Glass Finish	Code	Price Incl VAT
Opti Clear	MCTGFOC	—
Clearshield	MCTGFAC	—
Misting	MCTGFMI	£145

Component Finish	Code	Price Incl VAT
Matte Black	MCTCFMB	—
Brushed Nickel	MCTCFBN	£585
Brushed Gold	MCTCFBG	£1,475

Build your Codes

1 Select Model _____ / 2 Configure Model _____
Model MCT _____ / **Size** _____ / **Handing** _____

3 Select Options - Please add each code as an additional line item _____
Glass Finish MCTGF __ __ _____ and/or **Component Finish** MCTCF __ __ _____



Trellis Bespoke


- Maximum width 2100mm
- Maximum size 4m²
- Opti Clear glass
- Clearshield
- Profile depth 35mm
- Support bar supplied for widths over 1000mm
- Fewer finish options due to tolerances at glazing bar cruciform junctions

1 Select Model

Unit Size	Proportions	Price Incl VAT
Up to 1000mm	1	£3,640
1000-1200mm Option A	2	£4,225
1000-1200mm Option B	3	£4,650
1200mm +	4	£4,940




Proportions 1



Proportions 2



Proportions 3



Proportions 4

2 Configure Model

Handing	Price Incl VAT
Left Hand	—
Right Hand	—

3 Select Options

Glass	Price Incl VAT
Opti Clear	—
Clearshield	—
Misting	£145

Component Finish	Price Incl VAT
Matte Black	—
Brushed Nickel	£585
Brushed Gold	£1,475

Base Solutions

Shower trays and Wetroom floor systems are available. Please request a copy of our digital brochure for further details.



Alessi Standard

Standard Specification

- Minimal frame
- Clear glass only
- Chrome components
- 1340 or 1500mm high
- All aluminium frame construction

Ordering Process

When ordering a Majestic unit you must select the Model (Step 1) and Configuration (Step 2). Without this information we are unable to process your order. Should no other options be selected (Step 3), your order will be supplied to the Standard Specification.

See page **99** for additional details.

1 Select Model

Size	Code	Price Incl VAT
675x1340mm	ALE675X1340	£765
675x1500mm	ALE675X1500	£765
785x1340mm	ALE785X1340	£810
785x1500mm	ALE785X1500	£810

2 Configure Model

Handing	Code	Price Incl VAT
Left Hand	LH	—
Right Hand	RH	—



Left Hand



Right Hand

3 Select Options

Glass Finish	Code	Price Incl VAT
Clearshield	ALEGFAC	£70
Misting	ALEGFMI	£145

Component Finish	Code	Price Incl VAT
Chrome	ALECFC	—
Polished Nickel	ALECFPN	£150
Brushed Nickel	ALECFBN	£150
Antique Gold	ALECFAG	£450
Brushed Gold	ALECFBG	£450
Matte Black	ALECFMB	£150
Matte White	ALECFMW	£150
Bespoke Matching Service	ALECFBMS	£300

Build your Codes

1 Select Model

Model ALE _____ / Size _____ / Handing _____ /

3 Select Options - Please add each code as an additional line item

Glass Finish ALEGF __ __ and/or Component Finish ALECF __ __

2 Configure Model



Alessi Bespoke

Unless requested otherwise the unit is supplied to the Standard Specification.

- Maximum width 900mm
- Supplied at 1500mm in height if the height is not specified
- Can be mounted side on, at 90 degrees to wall profile, when required

1 Select Model

Unit Size	Price Incl VAT
Up To 900mm	£1,105
Extra 100mm of height	£50

2 Configure Model

Handing	Price Incl VAT
Left Hand	—
Right Hand	—



Left Hand



Right Hand

3 Select Options

Glass Colour	Price Incl VAT
Clear	—
Opti-Clear	£145

Glass Finish	Price Incl VAT
Clearshield	£70
Misting	£145

Component Finish	Price Incl VAT
Chrome	—
Polished Nickel	£150
Brushed Nickel	£150
Antique Gold	£450
Brushed Gold	£450
Matte Black	£150
Matte White	£150
Bespoke Matching Service	£300



Levant Standard

Standard Specification

- Minimal frame
- Clear glass only
- Chrome components
- 2000mm high
- Positive closure with ball catch
- All aluminium frame construction
- Watertight

Ordering Process

When ordering a Majestic unit you must select the Model (Step 1) and Configuration (Step 2). Without this information we are unable to process your order. Should no other options be selected (Step 3), your order will be supplied to the Standard Specification.

See page **99** for additional details.

1

Select Model

Size	Code	Adjustment	Price Incl VAT
700mm	LEV700	680-696mm	£1,160
760mm	LEV760	740-756mm	£1,215
800mm	LEV800	780-796mm	£1,270
900mm	LEV900	880-896mm	£1,335

2

Configure Model

Handing	Code	Price Incl VAT
Left Hand	LH	—
Right Hand	RH	—



Left Hand



Right Hand

Handle	Code	Price Incl VAT
Short D	SD	—
Square Short D	SQSD	—

Build your Codes

1 Select Model

Model LEV / Size / Handing / Handle

3 Select Options - Please add each code as an additional line item

Glass Finish LEVGF __ __ and/or Component Finish LEVCF __ __

3

Select Options

Glass Finish	Code	Price Incl VAT
Clearshield	LEVGFAC	£70
Misting	LEVGFMI	£145

Component Finish	Code	Price Incl VAT
Chrome	LEVCFCH	—
Polished Nickel	LEVCFPN	£230
Brushed Nickel	LEVCFBN	£230
Antique Gold	LEVCFAG	£495
Brushed Gold	LEVCFBG	£535
Matte Black	LEVCFMB	£385
Matte White	LEVCFMW	£385
Bespoke Matching Service	LEVCFBMS	£645



Levant Bespoke

Unless requested otherwise the unit is supplied to the Standard Specification.

- Available up to 1000mm wide
- Prices are based on a height of up to 2000mm
- Maximum height 2200mm

PLEASE NOTE

When installing the Levant there must be clearance above the door.
Do not order to the exact aperture height.

1

Select Model

Unit Size	Price Incl VAT
Up to 800mm	£1,450
Up to 900mm	£1,615
Extra 100mm of height	£50

2

Configure Model

Handing	Price Incl VAT
Left Hand	—
Right Hand	—



Left Hand



Right Hand

Handle	Price Incl VAT
Short D	—
Square Short D	—
Contour	—
Long D	—
Square Long D	—
Finger Pull	—
Finger Pull with Metal Trim	—
Square Finger Pull	—
Towel Rail	—

3

Select Options

Glass Colour	Price Incl VAT
Clear	—
Opti-Clear	£170.00

Glass Finish	Price Incl VAT
Clearshield	£70
Misting	£145

Component Finish	Price Incl VAT
Chrome	—
Polished Nickel	£230
Brushed Nickel	£230
Antique Gold	£495
Brushed Gold	£535
Matte Black	£385
Matte White	£385
Bespoke Matching Service	£645

Base Solutions

Shower trays and Wetroom floor systems are available.
Please request a copy of our digital brochure for further details.



Ponente Standard

Standard Specification

- Clear glass only
- Chrome components
- 1950mm high (2000mm high when supplied with optional head rail)
- Positive closure with ball catch
- All aluminium frame construction
- Watertight
- Manufactured steam proof ready with headrail

Ordering Process

When ordering a Majestic unit you must select the Model (Step 1) and Configuration (Step 2). Without this information we are unable to process your order. Should no other options be selected (Step 3), your order will be supplied to the Standard Specification.

See page **99** for additional details.

Please see bespoke page opposite for notes on installation and ordering.

1 Select Model

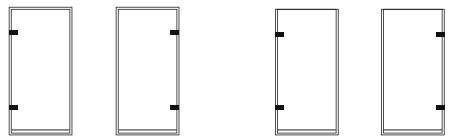
Size	Code	Adjustment	Price Incl VAT
700mm	PON700	670-700mm	£1,215
760mm	PON760	730-760mm	£1,280
800mm	PON800	770-800mm	£1,335
900mm	PON900	870-900mm	£1,390
1000mm	PON1000	970-1000mm	£1,445

2 Configure Model

Handing	Code	Price Incl VAT
Left Hand	LH	—
Right Hand	RH	—

Handle	Code	Price Incl VAT
Short D	SD	—
Square Short D	SQSD	—

Headrail	Code	Price Incl VAT
With Headrail	HR	—
Without Headrail	NR	—



Left Hand Right Hand
With Headrail

Left Hand Right Hand
Without Headrail

Build your Codes

1 Select Model 2 Configure Model

Model PON / **Size** / **Handing** / **Handle** / **Headrail**

3 Select Options - *Please add each code as an additional line item*

Glass Finish PONGF __ __ *and/or* **Component Finish** PONCF __ __

3 Select Options

Glass Finish	Code	Price Incl VAT
Clearshield	PONGFAC	£70
Misting	PONGFMI	£145

Component Finish	Code	Price Incl VAT
Chrome	PONCF C	—
Polished Nickel	PONCFPN	£230
Brushed Nickel	PONCFBN	£230
Antique Gold	PONCFAG	£495
Brushed Gold	PONCFBG	£535
Matte Black	PONCFMB	£385
Matte White	PONCFMW	£385
Bespoke Matching Service	PONCFBMS	£645



Ponente Bespoke

Unless requested otherwise the unit is supplied to the Standard Specification.

- Available up to 1000mm wide
- Prices are based on a height of up to 2000mm
- Maximum height 2200mm
- Manufactured steam proof ready with headrail

PLEASE NOTE

When installing the Ponente with optional headrail, a 150mm gap is required between the headrail and the ceiling or soffit for fixing. Therefore the door should be installed prior to the soffit.

When installing with optional headrail into a pre-existing aperture, the headrail can be installed from below on special request.

When installing the Ponente without a headrail there must be clearance above the door. Do not order to the exact aperture height when choosing not to specifying a headrail.

1 Select Model

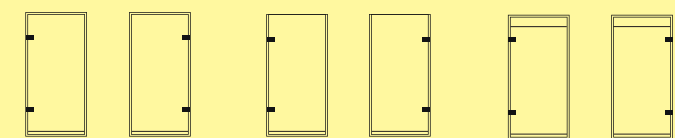
Unit Size	Price Incl VAT
Up to 1000mm	£1,680
Extra 100mm of height	£50

2 Configure Model

Handing	Price Incl VAT
Left Hand	—
Right Hand	—

Handle	Price Incl VAT
Short D	—
Square Short D	—
Contour	—
Long D	—
Square Long D	—
Finger Pull	—
Finger Pull with Metal Trim	—
Square Finger Pull	—
Towel Rail	—

Headrail	Price Incl VAT
With Headrail	—
Without Headrail	—
Architrave Door	—



Left Hand Right Hand
With Headrail

Left Hand Right Hand
Without Headrail

Left Hand Right Hand
Architrave Door

3 Select Options

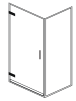
Glass Colour	Price Incl VAT
Clear	—
Opti Clear	£170

Glass Finish	Price Incl VAT
Clearshield	£70
Misting	£145

Component Finish	Price Incl VAT
Chrome	—
Polished Nickel	£230
Brushed Nickel	£230
Antique Gold	£495
Brushed Gold	£535
Matte Black	£385
Matte White	£385
Bespoke Matching Service	£645

Base Solutions

Shower trays and Wetroom floor systems are available. Please request a copy of our digital brochure for further details.



Constance Standard

Standard Specification

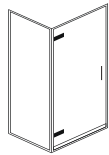
- Clear glass only
- Chrome components
- 2000mm high
- Positive closure with ball catch
- All aluminium frame construction
- Watertight
- Manufactured steam proof ready

1 Select Model

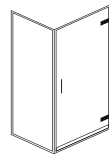
Size	Code	Adjustment	Price Incl VAT
800x800mm	CON800X800	785-800x785-800mm	£2,200
800x900mm	CON800X900	785-800x885-900mm	£2,200
900x800mm	CON900X800	885-900x785-800mm	£2,300
900x900mm	CON900X900	885-900x885-900mm	£2,300

2 Configure Model

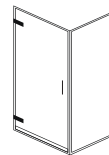
Handing and Configuration	Code	Price Incl VAT
LH Return - LH Hinged	A	—
LH Return - RH Hinged	B	—
RH Return - LH Hinged	C	—
RH Return - RH Hinged	D	—



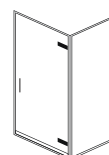
A



B



C



D

Handle	Code	Price Incl VAT
Short D	SD	—
Square Short D	SQSD	—

Build your Codes

1 Select Model

Model CON _____ / Size _____ / Handing _____ / Handle _____

3 Select Options - Please add each code as an additional line item

Glass Finish CONGF __ __ and/or Component Finish CONCF __ __

Ordering Process

When ordering a Majestic unit you must select the Model (Step 1) and Configuration (Step 2). Without this information we are unable to process your order. Should no other options be selected (Step 3), your order will be supplied to the Standard Specification.

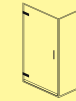
See page 99 for additional details.

Please see bespoke page opposite for notes on installation and ordering.

3 Select Options

Glass Finish	Code	Price Incl VAT
Clearshield	CONGFAC	£110
Misting	CONGFMI	£295

Component Finish	Code	Price Incl VAT
Chrome	CONCFC	—
Polished Nickel	CONCFPN	£295
Brushed Nickel	CONCFBN	£305
Antique Gold	CONCFAG	£545
Brushed Gold	CONCFBG	£595
Matte Black	CONCFMB	£370
Matte White	CONCFMW	£370
Bespoke Matching Service	CONCFBMS	£605



Constance Bespoke

Unless requested otherwise the unit is supplied to the Standard Specification.

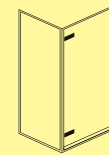
- Maximum height 2200mm
- Available up to 1000mm wide and 1600mm deep
- Prices are based on height of up to 2000mm
- Door can be hinged from corner post

1 Select Model

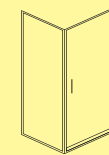
Unit Size	Price Incl VAT
Up to 1000x1000mm	£3,230
Extra 100mm of height	£100
Extra 100mm of depth	£80

2 Configure Model

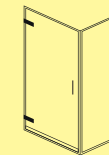
Handing and Configuration	Code	Price Incl VAT
LH Return - LH Hinged	A	—
LH Return - RH Hinged	B	—
RH Return - LH Hinged	C	—
RH Return - RH Hinged	D	—



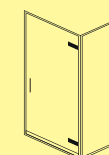
A



B



C



D

Handle	Price Incl VAT
Short D	—
Square Short D	—
Contour	—
Long D	—
Square Long D	—
Finger Pull	—
Finger Pull with Metal Trim	—
Square Finger Pull	—
Towel Rail	—

PLEASE NOTE

When installing the unit a 150mm gap is required between the headrail and the ceiling or soffit for fixing. Therefore the unit should be installed prior to the soffit when taking the unit to ceiling height or making the enclosure steam proof.

3 Select Options

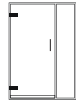
Glass Colour	Price Incl VAT
Clear	—
Opti Clear	£250

Glass Finish	Price Incl VAT
Clearshield	£110
Misting	£295

Component Finish	Price Incl VAT
Chrome	—
Polished Nickel	£295
Brushed Nickel	£305
Antique Gold	£545
Brushed Gold	£595
Matte Black	£370
Matte White	£370
Bespoke Matching Service	£605

Base Solutions

Shower trays and Wetroom floor systems are available. Please request a copy of our digital brochure for further details.



Como Standard

Standard Specification

- Clear glass only
- Chrome components
- 2000mm high
- Positive closure with ball catch
- All aluminium frame construction
- Watertight
- Manufactured steam proof ready
- Door can be hinged from wall or centre post

Ordering Process

When ordering a Majestic unit you must select the Model (Step 1) and Configuration (Step 2). Without this information we are unable to process your order. Should no other options be selected (Step 3), your order will be supplied to the Standard Specification.

See page **99** for additional details.

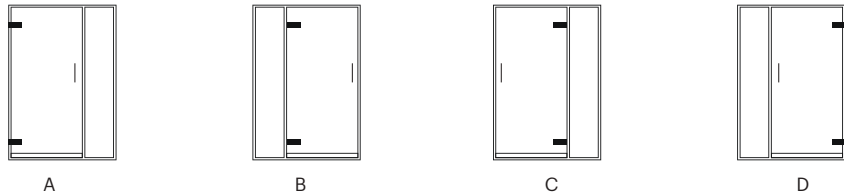
Please see bespoke page opposite for notes on installation and ordering.

1 Select Model

Size	Code	Door width	Adjustment	Price Incl VAT
1000mm	COM1000	606mm	970-1000mm	£2,000
1100mm	COM1100	663mm	1070-1100mm	£2,100
1200mm	COM1200	663mm	1170-1200mm	£2,200

2 Configure Model

Handing and Configuration	Code	Price Incl VAT
LH Hinged from wall	A	—
LH Hinged from centre post	B	—
RH Hinged from centre post	C	—
RH Hinged from wall	D	—



Handle	Code	Price Incl VAT
Short D	SD	—
Square Short D	SQSD	—

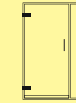
Build your Codes

1 Select Model
 Model COM / Size / Handing / Handle
2 Configure Model
 Glass Finish COMGF__ __ and/or Component Finish COMCF__ __
3 Select Options - *Please add each code as an additional line item*

3 Select Options

Glass Finish	Code	Price Incl VAT
Clearshield	COMGFAC	£110
Misting	COMGFMI	£295

Component Finish	Code	Price Incl VAT
Chrome	COMCFC	—
Polished Nickel	COMCFPN	£270
Brushed Nickel	COMCFBN	£285
Antique Gold	COMCFAG	£545
Brushed Gold	COMCFBG	£595
Matte Black	COMCFMB	£410
Matte White	COMCFMW	£410
Bespoke Matching Service	COMCFBMS	£655



Como Bespoke

Unless requested otherwise the unit is supplied to the Standard Specification.

- Prices are based on a height of up to 2000mm
- Maximum height 2200mm
- Maximum width 2200mm
- Maximum door width 1000mm
- Height can be increased through the specification of a Beyond Bespoke™ Transom, to be supplied by Majestic's Bespoke Services team only
- Maximum Transom height 800mm, see page 75 for image. Price on application.

PLEASE NOTE

When installing the unit a 150mm gap is required between the headrail and the ceiling or soffit for fixing. Therefore the unit should be installed prior to the soffit when taking the unit to ceiling height or making the enclosure steam proof.

When installing into a pre-existing aperture, the headrail can be installed from below on special request. When fixing from below, for ease of installation, the door must be wider than the inline panel.

3 Select Options

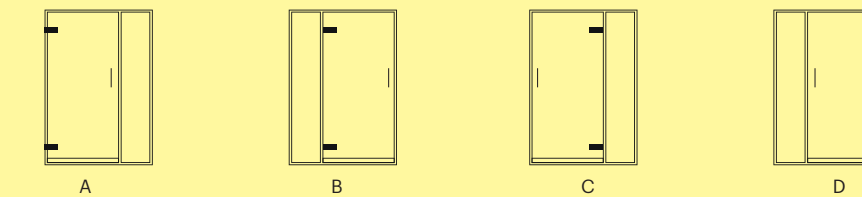
1 Select Model

Unit Size	Price Incl VAT
800-1000mm	£2,980
1000-1200mm	£3,130
1200-1400mm	£3,275
1400-1600mm	£3,420

Extra 100mm of width	£80
Extra 100mm of height	£100

2 Configure Model

Handing and Configuration	Code	Price Incl VAT
LH Hinged from wall	A	—
LH Hinged from centre post	B	—
RH Hinged from centre post	C	—
RH Hinged from wall	D	—



Handle	Price Incl VAT
Short D	—
Square Short D	—
Contour	—
Long D	—
Square Long D	—
Finger Pull	—
Finger Pull with Metal Trim	—
Square Finger Pull	—
Towel Rail	—

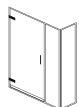
Glass Colour	Price Incl VAT
Clear	—
Opti Clear	£250

Glass Finish	Price Incl VAT
Clearshield	£110
Misting	£295

Component Finish	Price Incl VAT
Chrome	—
Polished Nickel	£270
Brushed Nickel	£285
Antique Gold	£545
Brushed Gold	£595
Matte Black	£410
Matte White	£410
Bespoke Matching Service	£655

Base Solutions

Shower trays and Wetroom floor systems are available. Please request a copy of our digital brochure for further details.



Como Corner Standard

Standard Specification

- Clear glass only
- Chrome components
- 2000mm high
- Positive closure with ball catch
- All aluminium frame construction
- Watertight
- Manufactured steam proof ready
- Door can be hinged from wall or centre post

Ordering Process

When ordering a Majestic unit you must select the Model (Step 1) and Configuration (Step 2). Without this information we are unable to process your order. Should no other options be selected (Step 3), your order will be supplied to the Standard Specification.

See page **99** for additional details.

Please see bespoke page opposite for notes on installation and ordering.

1 Select Model

Size	Code	Door width	Adjustment	Return Adjustment	Price Incl VAT
1000x760mm	COR1000X760	606mm	970-985mm	735-750mm	£2,775
1000x800mm	COR1000X800	606mm	970-985mm	775-790mm	£2,775
1000x900mm	COR1000X900	606mm	970-985mm	875-890mm	£2,775
1100x760mm	COR1100X760	663mm	1070-1085mm	735-750mm	£2,900
1100x800mm	COR1100X800	663mm	1070-1085mm	775-790mm	£2,900
1100x900mm	COR1100X900	663mm	1070-1085mm	875-890mm	£2,900
1200x760mm	COR1200X760	663mm	1175-1190mm	735-750mm	£2,920
1200x800mm	COR1200X800	663mm	1175-1190mm	775-790mm	£2,920
1200x900mm	COR1200X900	663mm	1175-1190mm	875-890mm	£2,920

2 Configure Model

Handing and Configuration	Code	Price Incl VAT
LH Return - LH Hinged	A or B	—
LH Return - RH Hinged	C or D	—
RH Return - LH Hinged	E or F	—
RH Return - RH Hinged	G or H	—

Please see bespoke page opposite for handing and configuration guidance

Handle	Code	Price Incl VAT
Short D	SD	—
Square Short D	SQSD	—

Build your Codes

1 Select Model

Model COR _____ / Size _____ / Handing _____ / Handle _____

3 Select Options - Please add each code as an additional line item

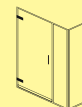
Glass Finish CORGF __ __ and/or Component Finish CORCF __ __

3 Select Options

Glass Finish	Code	Price Incl VAT
Clearshield	CORGFAC	£145
Misting	CORGFMI	£440

Component Finish	Code	Price Incl VAT
Chrome	CORCFC	—
Polished Nickel	CORCFPN	£355
Brushed Nickel	CORCFBN	£365
Antique Gold	CORCFAG	£635
Brushed Gold	CORCFBG	£695
Matte Black	CORCFMB	£475
Matte White	CORCFMW	£475
Bespoke Matching Service	CORCFBMS	£815

2 Configure Model



Como Corner Bespoke

Unless requested otherwise the unit is supplied to the Standard Specification.

- Prices based on a height of 2000mm
- Maximum height 2200mm
- Maximum width 2200mm
- Maximum depth 1600mm
- Maximum door width 1000mm

PLEASE NOTE

When installing the unit a 150mm gap is required between the headrail and the ceiling or soffit for fixing. Therefore the unit should be installed prior to the soffit when taking the unit to ceiling height or making the enclosure steam proof.

1 Select Model

Unit Size	Price Incl VAT
Up to 1000x1000mm	£3,805
Up to 1200x1000mm	£3,915
Up to 1400x1000mm	£4,030
Up to 1600x1000mm	£4,140
Extra 100mm of width	£80
Extra 100mm of height	£150
Extra 100mm of depth	£80

2 Configure Model

Handing and Configuration	Code	Price Incl VAT
LH Return - LH Hinged	A or B	—
LH Return - RH Hinged	C or D	—
RH Return - LH Hinged	E or F	—
RH Return - RH Hinged	G or H	—

Handle	Price Incl VAT
Short D	—
Square Short D	—
Contour	—
Long D	—
Square Long D	—
Finger Pull	—
Finger Pull with Metal Trim	—
Square Finger Pull	—
Towel Rail	—

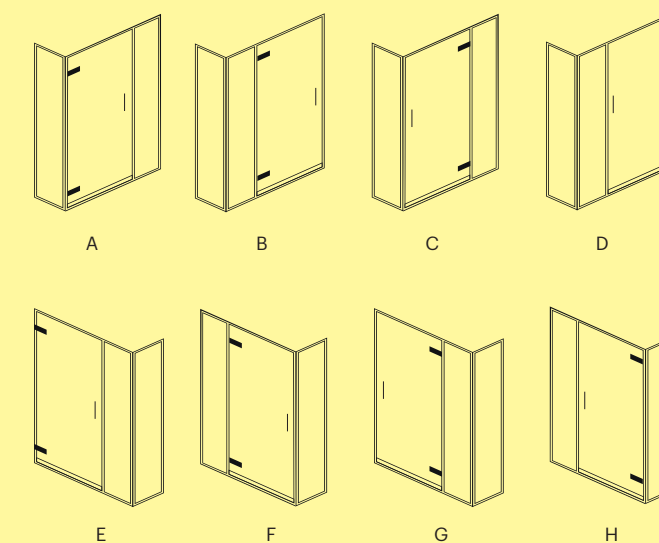
3 Select Options

Glass	Price Incl VAT
Clear	—
Opti Clear	£420

Glass Finish	Price Incl VAT
Clearshield	£145
Misting	£440

Component Finish	Price Incl VAT
Chrome	—
Polished Nickel	£355
Brushed Nickel	£365
Antique Gold	£635
Brushed Gold	£695
Matte Black	£475
Matte White	£475
Bespoke Matching Service	£815

Handing and Configuration Guidance





Geneva Standard

Standard Specification

- Clear glass only
- Chrome components
- 2000mm high
- Positive closure with ball catch
- All aluminium frame construction
- Watertight
- Manufactured steam proof ready

Ordering Process

When ordering a Majestic unit you must select the Model (Step 1) and Configuration (Step 2). Without this information we are unable to process your order. Should no other options be selected (Step 3), your order will be supplied to the Standard Specification.

See page **99** for additional details.

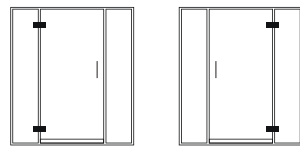
Please see bespoke page opposite for notes on installation and ordering.

1 Select Model

Size	Code	Door glass size	Adjustment	Price Incl VAT
1100mm	GEN1100	606mm	1070-1100mm	£2,570
1200mm	GEN1200	663mm	1175-1205mm	£2,670
1400mm	GEN1400	663mm	1375-1405mm	£2,775
1500mm	GEN1500	663mm	1475-1505mm	£2,840

2 Configure Model

Handing	Code	Price Incl VAT
Left Hand	LH	—
Right Hand	RH	—



Left Hand Right Hand

Handle	Code	Price Incl VAT
Short D	SD	—
Square Short D	SQSD	—

Build your Codes

1 Select Model

Model GEN / Size / Handing / Handle

3 Select Options - Please add each code as an additional line item

Glass Finish GENGF __ __ and/or Component Finish GENCF __ __

3 Select Options

Glass Finish	Code	Price Incl VAT
Clearshield	GENGFAC	£145
Misting	GENGFMI	£440

Component Finish	Code	Price Incl VAT
Chrome	GENCFC	—
Polished Nickel	GENCFPN	£365
Brushed Nickel	GENCFBN	£415
Antique Gold	GENCFAG	£595
Brushed Gold	GENCFBG	£635
Matte Black	GENCFMB	£475
Matte White	GENCFMW	£475
Bespoke Matching Service	GENCFBMS	£805

2 Configure Model



Geneva Bespoke

Unless requested otherwise the unit is supplied to the Standard Specification.

- Prices based on a height of 2000mm
- Maximum height 2200mm
- Maximum width 2200mm
- Maximum door width 1000mm

PLEASE NOTE

When installing the unit a 150mm gap is required between the headrail and the ceiling or soffit for fixing. Therefore the unit should be installed prior to the soffit when taking the unit to ceiling height or making the enclosure steam proof.


When installing into a pre-existing aperture, the headrail can be installed from below on special request.

1 Select Model

Unit Size	Price Incl VAT
Up to 1200mm	£3,525
Up to 1400mm	£3,720
Up to 1600mm	£3,910
Extra 100mm of width	£80
Extra 100mm of height	£150
Extra 100mm of depth	£80

2 Configure Model

Handing	Price Incl VAT
Left Hand	—
Right Hand	—



Left Hand Right Hand

Handle	Price Incl VAT
Short D	—
Square Short D	—
Contour	—
Long D	—
Square Long D	—
Finger Pull	—
Finger Pull with Metal Trim	—
Square Finger Pull	—
Towel Rail	—

3 Select Options

Glass	Price Incl VAT
Clear	—
Opti Clear	£420

Glass Finish	Price Incl VAT
Clearshield	£145
Misting	£440

Component Finish	Price Incl VAT
Chrome	—
Polished Nickel	£365
Brushed Nickel	£415
Antique Gold	£595
Brushed Gold	£635
Matte Black	£475
Matte White	£475
Bespoke Matching Service	£805

Base Solutions

Shower trays and Wetroom floor systems are available. Please request a copy of our digital brochure for further details.



Geneva Corner Standard

Standard Specification

- Clear glass only
- Chrome components
- 2000mm high
- Positive closure with ball catch
- All aluminium frame construction
- Watertight
- Manufactured steam proof ready

Ordering Process

When ordering a Majestic unit you must select the Model (Step 1) and Configuration (Step 2). Without this information we are unable to process your order. Should no other options be selected (Step 3), your order will be supplied to the Standard Specification.

See page **99** for additional details.

Please see bespoke page opposite for notes on installation and ordering.

1 Select Model

Size	Code	Door glass size	Adjustment	Return Adjustment	Price Incl VAT
1100X760mm	GER1100X760	606mm	1070-1085mm	735-750mm	£3,110
1100X800mm	GER 1100X800	606mm	1070-1085mm	775-790mm	£3,110
1100X900mm	GER 1100X900	606mm	1070-1085mm	875-890mm	£3,165
1200X760mm	GER 1200X760	663mm	1175-1190mm	735-750mm	£3,265
1200X800mm	GER 1200X800	663mm	1175-1190mm	775-790mm	£3,265
1200X900mm	GER 1200X900	663mm	1175-1190mm	875-890mm	£3,290
1400X760mm	GER 1400X760	663mm	1375-1390mm	735-750mm	£3,365
1400X800mm	GER 1400X800	663mm	1375-1390mm	775-790mm	£3,365
1400X900mm	GER 1400X900	663mm	1375-1390mm	875-890mm	£3,390
1500X760mm	GER 1500X760	663mm	1475-1490mm	735-750mm	£3,465
1500X800mm	GER 1500X800	663mm	1475-1490mm	775-790mm	£3,465
1500X900mm	GER 1500X900	663mm	1475-1490mm	875-890mm	£3,490

2 Configure Model

Handing and Configuration	Code	Price Incl VAT
LH Return - LH Hinged	A	—
LH Return - RH Hinged	B	—
RH Return - LH Hinged	C	—
RH Return - RH Hinged	D	—

Please see bespoke page opposite for handing and configuration guidance

Handle	Code	Price Incl VAT
Short D	SD	—
Square Short D	SQSD	—

Build your Codes

1 Select Model

Model GER / Size / Handing / Handle

3 Select Options - Please add each code as an additional line item

Glass Finish GERGF __ __ and/or Component Finish GERCF __ __

3 Select Options

Glass Finish	Code	Price Incl VAT
Clearshield	GERGFAC	£185
Misting	GERGFMI	£600

Component Finish	Code	Price Incl VAT
Chrome	GERCF C	—
Polished Nickel	GERCFPN	£370
Brushed Nickel	GERCFBN	£405
Antique Gold	GERCFAG	£705
Brushed Gold	GERCFBG	£745
Matte Black	GERCFMB	£545
Matte White	GERCFMW	£545
Bespoke Matching Service	GERCFBMS	£945

2 Configure Model



Geneva Corner Bespoke

Unless requested otherwise the unit is supplied to the Standard Specification.

- Prices based on a height of 2000mm
- Maximum height 2200mm
- Maximum width 2200mm
- Maximum depth 1600mm
- Maximum door width 1000mm

1 Select Model

Unit Size	Price Incl VAT
Up to 1000x1000mm	£4,240
Up to 1200x1000mm	£4,405
Up to 1400x1000mm	£4,540
Up to 1600x1000mm	£4,670
Extra 100mm of width	£80
Extra 100mm of height	£200
Extra 100mm of depth	£80

2 Configure Model

Handing and Configuration		Price Incl VAT
LH Return - LH Hinged	A	—
LH Return - RH Hinged	B	—
RH Return - LH Hinged	C	—
RH Return - RH Hinged	D	—

Handle	Price Incl VAT
Short D	—
Square Short D	—
Contour	—
Long D	—
Square Long D	—
Finger Pull	—
Finger Pull with Metal Trim	—
Square Finger Pull	—
Towel Rail	—

PLEASE NOTE

When installing the unit a 150mm gap is required between the headrail and the ceiling or soffit for fixing. Therefore the unit should be installed prior to the soffit when taking the unit to ceiling height or making the enclosure steam proof.

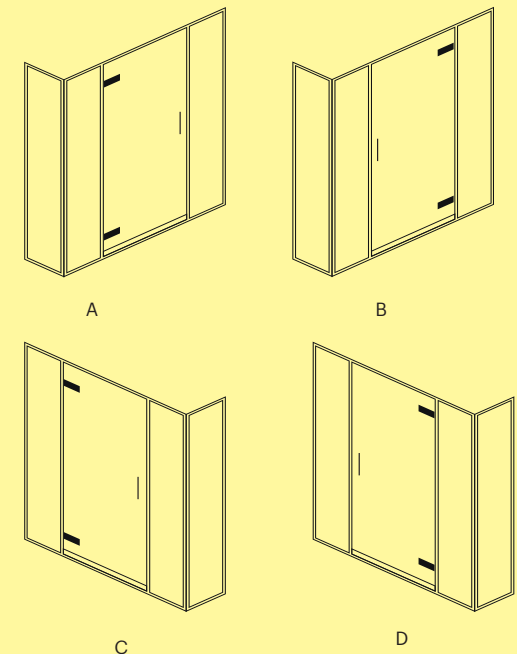
3 Select Options

Glass	Price Incl VAT
Clear	—
Opti Clear	£335

Glass Finish	Price Incl VAT
Clearshield	£185
Misting	£600

Component Finish	Price Incl VAT
Chrome	—
Polished Nickel	£370
Brushed Nickel	£405
Antique Gold	£705
Brushed Gold	£745
Matte Black	£545
Matte White	£545
Bespoke Matching Service	£945

Handing and Configuration Guidance



Monaco Standard

Standard Specification

- 2000mm high
- Chrome components
- Clear glass only
- 24mm surface profile to wall and base
- A glass to wall support bar will be provided for all panels over 1000mm wide

Ordering Process

When ordering a Majestic unit you must select the Model (Step 1) and Configuration (Step 2). Without this information we are unable to process your order. Should no other options be selected (Step 3), your order will be supplied to the Standard Specification.

See page **99** for additional details.

1 Select Model

Size	Code	Adjustment	Price Incl VAT
300mm	MON300	18mm	£505
400mm	MON400	18mm	£545
500mm	MON500	18mm	£595
600mm	MON600	18mm	£640
700mm	MON700	18mm	£640
800mm	MON800	18mm	£710
900mm	MON900	18mm	£750
1000mm	MON1000	18mm	£800
1100mm	MON1100	18mm	£860
1200mm	MON1200	18mm	£905
1300mm	MON1300	18mm	£935
1400mm	MON1400	18mm	£965
1500mm	MON1500	18mm	£1,100
1600mm	MON1600	18mm	£1,165

2 Configure Model

Handing	Code	Price Incl VAT
Left Hand	LH	—
Right Hand	RH	—



Left Hand



Right Hand

Build your Codes

1 Select Model

Model MON

/ Size

2 Configure Model

Handing

3 Select Options - Please add each code as an additional line item

Glass Finish MONGF __ __ and/or Component Finish MONCF __ __

3 Select Options

Glass Finish	Code	Price Incl VAT
Clearshield	MONGFAC	£70
Misting	MONGFMI	£145

Component Finish	Code	Price Incl VAT
Chrome	MONCFC	—
Polished Nickel	MONCFPN	£180
Brushed Nickel	MONCFBN	£190
Antique Gold	MONCFAG	£270
Brushed Gold	MONCFBG	£290
Matte Black	MONCFMB	£180
Matte White	MONCFMW	£180
Bespoke Matching Service	MONCFBMS	£315
Majestic X	MONCFMAX	From £625

Monaco Bespoke

Unless requested otherwise the unit is supplied to the Standard Specification.

- Available up to 4m²
- A support bar will be provided whenever a panel is over 1000mm wide

1 Select Model

Unit Size	Price Incl VAT
Up to 600mm	£990
Up to 800mm	£1,065
Up to 1000mm	£1,115
Up to 1200mm	£1,140
Up to 1400mm	£1,185
Extra 100mm of width	£80
Extra 100mm of height	£50

2 Configure Model

Handing	Price Incl VAT
Left Hand	—
Right Hand	—



Left Hand



Right Hand

3 Select Options

Glass	Price Incl VAT
Clear	—
Opti Clear	£170
Grey, Green, Blue, Bronze	£210

Glass Finish	Price Incl VAT
Clearshield	£70
Misting	£145

Component Finish	Price Incl VAT
Chrome	—
Polished Nickel	£180
Brushed Nickel	£190
Antique Gold	£270
Brushed Gold	£290
Matte Black	£180
Matte White	£180
Bespoke Matching Service	£315
Majestic X	From £625

Glazing Profile (R) = Recommended	Configurations	Price Incl VAT
Surface Mounted		
24mm (R)		—
17mm		—
Recessed Channels	Configurations	
Recessed to wall only	RW3 (R), RW4	—
Recessed to wall and ceiling	RWC3 (R), RWC4	—
Recessed to wall and base	RWB1 (R), RWB2	—
Recessed to wall, base and ceiling	RWBC1 (R), RWBC2	—

Please see *Recessing Profiles Guide* on pages **95-96**

Base Solutions

Shower trays and Wetroom floor systems are available. Please request a copy of our digital brochure for further details.



Archangel Standard

Standard Specification

- 2000mm high
- Chrome components
- Clear glass only
- 24mm surface profile to wall and base
- A glass to wall support bar is provided
- Hinged leaf folds flat to the interior of the shower
- Panels are offset when in the extended position

Ordering Process

When ordering a Majestic unit you must select the Model (Step 1) and Configuration (Step 2). Without this information we are unable to process your order. Should no other options be selected (Step 3), your order will be supplied to the Standard Specification.

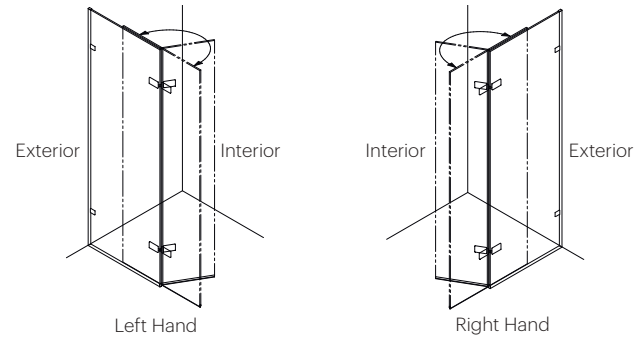
See page **99** for additional details.

1 Select Model

Size	Code	Adjustment	Extended Adjustment	Door glass size	Price Incl VAT
700mm	ARC700	689-707mm	1059-1077mm	380mm	£1,110
800mm	ARC800	789-807mm	1159-1177mm	380mm	£1,125
900mm	ARC900	889-907mm	1259-1277mm	380mm	£1,155
1000mm	ARC1000	989-1007mm	1359-1377mm	380mm	£1,210
1100mm	ARC1100	1089-1107mm	1459-1477mm	380mm	£1,250
1200mm	ARC1200	1189-1207mm	1559-1577mm	380mm	£1,305
1300mm	ARC1300	1289-1307mm	1659-1677mm	380mm	£1,355
1400mm	ARC1400	1389-1407mm	1759-1777mm	380mm	£1,390
1500mm	ARC1500	1489-1507mm	1859-1877mm	380mm	£1,440

2 Configure Model

Handing	Code	Price Incl VAT
Left Hand	LH	—
Right Hand	RH	—



Build your Codes

Select Model
 Model ARC _____ / Size _____ / Handing _____
 Select Options - Please add each code as an additional line item
 Glass Finish ARCGF __ __ and/or Component Finish ARCCF __ __

3 Select Options

Glass Finish	Code	Price Incl VAT
Clearshield	ARCGFAC	£110
Misting	ARCGFMI	£295

Component Finish	Code	Price Incl VAT
Chrome	ARCCFC	—
Polished Nickel	ARCCFPN	£270
Brushed Nickel	ARCCFBN	£280
Antique Gold	ARCCFAG	£430
Brushed Gold	ARCCFBG	£445
Matte Black	ARCCFMB	£270
Matte White	ARCCFMW	£270
Bespoke Matching Service	ARCCFBMS	£485
Majestic X	ARCCFMAX	From £1,150

2 Configure Model



Archangel Bespoke

Unless requested otherwise the unit is supplied to the Standard Specification.

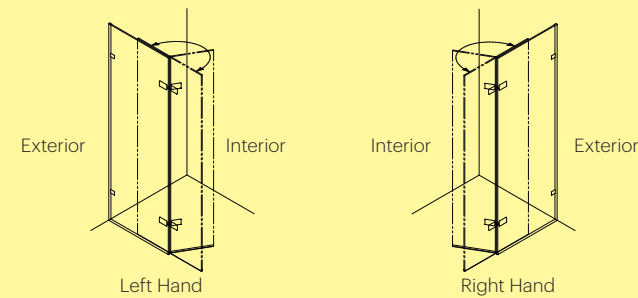
- Maximum fixed panel size of 4m²
- Hinged leaf width: min 200mm & max 380mm
- Maximum height 2300mm
- A support bar will be provided whenever the fixed panel is over 700mm

1 Select Model

Unit Size	Price Incl VAT
Up to 800mm x 380mm	£1,505
Up to 1000mm x 380mm	£1,695
Up to 1200mm x 380mm	£1,785
Up to 1400 x 380mm	£1,875
Up to 1600 x 380mm	£1,965
Extra 100mm of width	£80
Extra 100mm of height	£100

2 Configure Model

Handing	Price Incl VAT
Left Hand	—
Right Hand	—



3 Select Options

Glass	Price Incl VAT
Clear	—
Opti Clear	£250
Grey, Green, Blue, Bronze	£325

Glass Finish	Price Incl VAT
Clearshield	£110
Misting	£295

Component Finish	Price Incl VAT
Chrome	—
Polished Nickel	£270
Brushed Nickel	£280
Antique Gold	£430
Brushed Gold	£445
Matte Black	£270
Matte White	£270
Bespoke Matching Service	£485
Majestic X	From £1,150

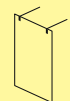
Glazing Profile (R) = Recommended	Configurations	Price Incl VAT
Surface Mounted		
24mm (R)		—
17mm		—

Recessed Channels	Configurations	Price Incl VAT
Recessed to wall only	RW3 (R), RW4	—
Recessed to wall and ceiling	RWC3 (R), RWC4	—
Recessed to wall and base	RWB1 (R), RWB2	—
Recessed to wall, base and ceiling	RWBC1 (R), RWBC2	—

Please see *Recessing Profiles Guide* on pages **95-96**

Base Solutions

Shower trays and Wetroom floor systems are available. Please request a copy of our digital brochure for further details.



Oslo Bespoke

The Oslo is a freestanding fixed panel. A striking enclosure, well suited to the larger bathroom, offering entry from either side.

Unless requested otherwise the unit is supplied as follows:

- 2000mm high
- Chrome components
- Clear glass
- 24mm surface profile to the base
- 2 glass to wall bracing bars
- Available up to 4m²
- Prices are based on a height of up to 2000mm

1 Select Model

Unit Size	Price Incl VAT
Up to 1200	£1,225
Extra 100mm of width	£80
Extra 100mm of height	£50

2 Configure Model

Not applicable to this unit

3 Select Options

Glass	Price Incl VAT
Clear	—
Opti Clear	£170
Grey, Green, Blue, Bronze	£210

Glass Finish	Price Incl VAT
Clearshield	£70
Misting	£145

Component Finish	Price Incl VAT
Chrome	—
Polished Nickel	£190
Brushed Nickel	£195
Antique Gold	£285
Brushed Gold	£295
Matte Black	£190
Matte White	£190
Bespoke Matching Service	£325

Glazing Profile (R) = Recommended	Recessed Configurations	Price Incl VAT
Surface Mounted		
24mm		—
17mm		—
Recessed Channels		
Recessed to base		—
Edgeless recessed base		—

Please see *Recessing Profiles Guide* on pages **95-96**



Art Glass

Majestic's Art Glass is hand-carved by master craftsmen in London. The tactile nature of the deep carve is peerless.

Prices for Monaco panels and bath screens are below, these can be used for indicative costings for more complex frameless enclosures.

Should you have a custom design request, please notify your showroom, we will be happy to accommodate any requests.



Panels

Monaco	Unit Size	Style	Price Incl VAT
	Up to 800 x 2000mm	Japan	£1,590
	Up to 800 x 2000mm	Quatre Feuille	£1,590
	Up to 1200 x 2000mm	Japan	£2,360
	Up to 1200 x 2000mm	Quatre Feuille	£2,360
	Up to 1600 x 2000mm	Japan	£3,150
	Up to 1600 x 2000mm	Quatre Feuille	£3,150

Bath Screens

Genoa	Unit Size	Style	Price Incl VAT
	700 x 1500mm	Japan	£1,175
	700 x 1500mm	Quatre Feuille	£1,175
	800 x 1500mm	Japan	£1,300
	800 x 1500mm	Quatre Feuille	£1300
Valetta			
	1000 x 1500mm	Japan	£1,995
	1000 x 1500mm	Quatre Feuille	£1,995

Base Solutions

Shower trays and Wetroom floor systems are available. Please request a copy of our digital brochure for further details.

Genoa Standard

Standard Specification

- 1500mm high
- Clear glass only
- Chrome components

Ordering Process

When ordering a Majestic unit you must select the Model (Step 1) and Configuration (Step 2). Without this information we are unable to process your order. Should no other options be selected (Step 3), your order will be supplied to the Standard Specification.

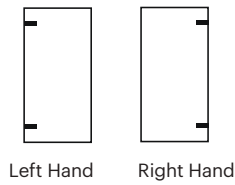
See page **99** for additional details.

1 Select Model

Size	Code	Price Incl VAT
700mm	GEO700	£670
800mm	GEO800	£765

2 Configure Model

Handing	Code	Price Incl VAT
Left Hand	LH	—
Right Hand	RH	—



3 Select Options

Glass Finish	Code	Price Incl VAT
Clearshield	GEOGFAC	£70
Misting	GEOGFMI	£145

Component Finish	Code	Price Incl VAT
Chrome	GEOCFC	—
Polished Nickel	GEOCFPN	£150
Brushed Nickel	GEOCFBN	£160
Antique Gold	GEOCFAG	£220
Brushed Gold	GEOCFBG	£230
Matte Black	GEOCFMB	£150
Matte White	GEOCFMW	£150
Bespoke Matching Service	GEOCFBMS	£295
Majestic X	GEOCFMAX	From £535

Build your Codes

1 Select Model / 2 Configure Model
Model GEN / **Size** / **Handing**
3 Select Options - Please add each code as an additional line item
Glass Finish GENG __ __ and/or **Component Finish** GENCF __ __

Genoa Bespoke

Unless requested otherwise the unit is supplied to the Standard Specification.

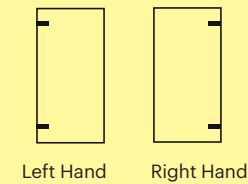
- Up to 900mm wide
- Screens over 800mm wide will be supplied with three hinges
- Prices based on a height of 1500mm

1 Select Model

Unit Size	Price Incl VAT
Up to 700mm	£900
Up to 900mm	£1,035
Extra 100mm of height	£50

2 Configure Model

Handing	Price Incl VAT
Left Hand	—
Right Hand	—



3 Select Options

Glass	Price Incl VAT
Clear	—
Opti Clear	£145
Grey, Green, Blue, Bronze	£185

Glass Finish	Price Incl VAT
Clearshield	£70
Misting	£145

Component Finish	Price Incl VAT
Chrome	—
Polished Nickel	£150
Brushed Nickel	£160
Antique Gold	£220
Brushed Gold	£230
Matte Black	£150
Matte White	£150
Bespoke Matching Service	£295
Majestic X	From £535



Valletta Standard

Standard Specification

- 1500mm high
- Clear glass only
- Chrome components
- 24mm surface profiles to the base and wall
- 300mm fixed and 700mm hinged panels

Ordering Process

When ordering a Majestic unit you must select the Model (Step 1) and Configuration (Step 2). Without this information we are unable to process your order. Should no other options be selected (Step 3), your order will be supplied to the Standard Specification.

See page **99** for additional details.

1

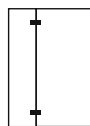
Select Model

Size	Code	Inline panel size	Hinged leaf size	Price Incl VAT
1000mm	VAL1000	300mm	700mm	£915

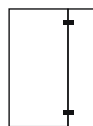
2

Configure Model

Handing	Code	Price Incl VAT
Left Hand	LH	—
Right Hand	RH	—



Left Hand



Right Hand

3

Select Options

Glass Finish	Code	Price Incl VAT
Clearshield	VALGFAC	£110
Misting	VALGFMI	£295

Component Finish	Code	Price Incl VAT
Chrome	VALCFC	—
Polished Nickel	VALCFPN	£205
Brushed Nickel	VALCFBN	£215
Antique Gold	VALCFAG	£310
Brushed Gold	VALCFBG	£320
Matte Black	VALCFMB	£205
Matte White	VALCFMW	£205
Bespoke Matching Service	VALCFBMS	£360
Majestic X	VALCFMAX	From £845

Build your Codes

1 Select Model

Model VAL _____ / Size _____ / Handing _____

3 Select Options - Please add each code as an additional line item

Glass Finish VALGF __ __ and/or Component Finish VALCF __ __

2 Configure Model



Valletta Bespoke

Unless requested otherwise the unit is supplied to the Standard Specification.

- Prices are based on a height of 1500mm
- Up to 1200mm wide
- Maximum fixed panel 500mm
- Maximum hinged panel 700mm

1

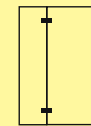
Select Model

Unit Size	Price Incl VAT
Up to 1000mm	£1,230
Up to 1200mm	£1,305
Extra 100mm of height	£100

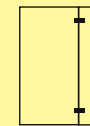
2

Configure Model

Handing	Price Incl VAT
Left Hand	—
Right Hand	—



Left Hand



Right Hand

3

Select Options

Glass	Price Incl VAT
Clear	—
Opti Clear	£145
Grey, Green, Blue, Bronze	£185

Glass Finish	Price Incl VAT
Clearshield	£110
Misting	£295

Component Finish	Price Incl VAT
Chrome	—
Polished Nickel	£205
Brushed Nickel	£215
Antique Gold	£310
Brushed Gold	£320
Matte Black	£205
Matte White	£205
Bespoke Matching Service	£360
Majestic X	From £845

Glazing Profile (R) = Recommended	Configurations	Price Incl VAT
Surface Mounted		
24mm		—
17mm		—

Recessed Channels	Configurations	Price Incl VAT
Recessed to wall only	RW3 (R), RW4	—
Recessed to wall and ceiling	RWC3 (R), RWC4	—
Recessed to wall and base	RWB1 (R), RWB2	—
Recessed to wall, base and ceiling	RWBC1 (R), RWBC2	—

Please see *Recessing Profiles Guide* on pages **95-96**



Diptych Standard

Standard Specification

- 1500mm high
- Clear glass only
- Chrome components

Ordering Process

When ordering a Majestic unit you must select the Model (Step 1) and Configuration (Step 2). Without this information we are unable to process your order. Should no other options be selected (Step 3), your order will be supplied to the Standard Specification.

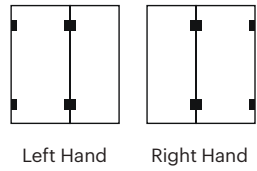
See page **99** for additional details.

1 Select Model

Size	Code	Price Incl VAT
1000mm	DIP1000	£905

2 Configure Model

Handing	Code	Price Incl VAT
Left Hand	LH	—
Right Hand	RH	—



3 Select Options

Glass Finish	Code	Price Incl VAT
Clearshield	DIPGFAC	£110
Misting	DIPGFMI	£295

Component Finish	Code	Price Incl VAT
Chrome	DIPCFC	—
Polished Nickel	DIPCFPN	£215
Brushed Nickel	DIPCFBN	£215
Antique Gold	DIPCFAG	£325
Brushed Gold	DIPCFBG	£325
Matte Black	DIPCFMB	£215
Matte White	DIPCFMW	£215
Majestic X	DIPCFMAX	From £1,065

Build your Codes

1 Select Model / 2 Configure Model
Model DIP / **Size** / **Handing**
3 Select Options - Please add each code as an additional line item
Glass Finish DIPGF __ __ *and/or* **Component Finish** DIPCF __ __



Diptych Bespoke

Unless requested otherwise the unit is supplied to the Standard Specification.

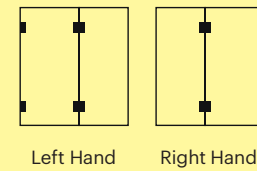
- Up to 1000mm wide
- Prices are based on a height of 1500mm
- Heights above 1600mm will require the use of 3 hinges
- Minimum panel width 200mm

1 Select Model

Unit Size	Price Incl VAT
Up to 1000mm	£1,170
Extra 100mm of height	£100

2 Configure Model

Handing	Price Incl VAT
Left Hand	—
Right Hand	—



3 Select Options

Glass	Price Incl VAT
Clear	—
Opti Clear	£165
Grey, Green, Blue, Bronze	£210

Glass Finish	Price Incl VAT
Clearshield	£110
Misting	£295

Component Finish	Price Incl VAT
Chrome	—
Polished Nickel	£215
Brushed Nickel	£215
Antique Gold	£325
Brushed Gold	£325
Matte Black	£215
Matte White	£215
Bespoke Matching Service	£375
Majestic X	From £1,065

1 Maine Bespoke

Unless requested otherwise the unit is supplied as follows:


- 2000mm high
 - Chrome components
 - Clear glass
 - With underframe
- Available up to 900mm wide
 - Doors over 700mm wide will be supplied with three hinges
 - Prices are based on a height of up to 2000mm
 - Can be made steam proof

1 Select Model

Unit Size	Price Incl VAT
Up to 800mm	£1,400
Up to 900mm	£1,560
Extra 100mm of height	£50

2 Configure Model

Handing	Price Incl VAT
Left Hand	—
Right Hand	—



Left Hand



Right Hand

Handle	Price Incl VAT
Short D	—
Square Short D	—
Contour	—
Long D	—
Square Long D	—
Finger Pull	—
Finger Pull with Metal Trim	—
Square Finger Pull	—
Towel Rail	—

3 Select Options

Glass	Price Incl VAT
Clear	—
Opti Clear	£170
Grey, Green, Blue, Bronze	£210

Glass Finish	Price Incl VAT
Clearshield	£70
Misting	£145

Component Finish	Price Incl VAT
Chrome	—
Polished Nickel	£250
Brushed Nickel	£265
Antique Gold	£400
Brushed Gold	£415
Matte Black	£250
Matte White	£250
Bespoke Matching Service	£400
Majestic X	From £845

Glazing Profile	Price Incl VAT
Underframe Base Profile	—
No Underframe *	—

For Glazing profile guidance please see page 95.

*When specifying a hinged product without underframe, you will be asked to sign a disclaimer and your enclosure may leak.

1 Cadiz Bespoke

Unless requested otherwise the unit is supplied as follows:

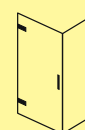
- 2000mm high
 - Chrome components
 - Clear glass
 - 24mm surface profile to the return panel
 - Underframe
- Available up to 900mm wide on the door side
 - Doors over 700mm wide will be supplied with three hinges
 - Prices are based on a height of up to 2000mm

1 Select Model

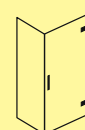
Unit Size	Price Incl VAT
Up to 900 x 900mm	£2,755
Extra 100mm of height	£100
Extra 100mm of depth	£80

2 Configure Model

Handing	Price Incl VAT
Left Hand	—
Right Hand	—



Left Hand



Right Hand

Handle	Price Incl VAT
Short D	—
Square Short D	—
Contour	—
Long D	—
Square Long D	—
Finger Pull	—
Finger Pull with Metal Trim	—
Square Finger Pull	—
Towel Rail	—

3 Select Options

Glass	Price Incl VAT
Clear	—
Opti Clear	£395
Grey, Green, Blue, Bronze	£490

Glass Finish	Price Incl VAT
Clearshield	£110
Misting	£295

Component Finish	Price Incl VAT
Chrome	—
Polished Nickel	£370
Brushed Nickel	£385
Antique Gold	£590
Brushed Gold	£610
Matte Black	£370
Matte White	£370
Bespoke Matching Service	£605
Majestic X	From £1,465

Glazing Profile (R) = Recommended	Configurations	Price Incl VAT
Surface Mounted		
24mm with Underframe (R)		—
24mm no Underframe *		—
17mm with Underframe		—
17mm no Underframe *		—

Recessed Channels	Configurations	Price Incl VAT
Recessed to wall only	RW1 (R), RW2, *RW3, *RW4	—
Recessed to wall and ceiling	RWC1 (R), RWC2, *RWC3, *RWC4	—
Recessed to wall and base	*RWB1 (R), *RWB2	—
Recessed to wall, base and ceiling	*RWBC1 (R), *RWBC2	—

Please see *Recessing Profiles Guide* on pages **95-96**

*When specifying a hinged product without underframe, you will be asked to sign a disclaimer and your enclosure may leak.



Rio Standard

Standard Specification

- Door hinged from the wall
- 2000mm high
- Chrome components
- Clear glass only
- 24mm surface profile to wall
- Underframe
- Can be ordered to open inwards or outwards
- Units over 1700mm will be supplied with a glass to wall support bar

Ordering Process

When ordering a Majestic unit you must select the Model (Step 1) and Configuration (Step 2). Without this information we are unable to process your order. Should no other options be selected (Step 3), your order will be supplied to the Standard Specification.

See page **99** for additional details.

1

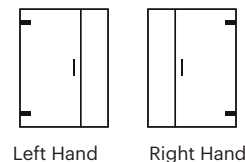
Select Model

Size	Code	Door glass size	Adjustment	Price Incl VAT
800mm	RIO800	566mm	768-786mm	£1,260
850mm	RIO850	566mm	818-836mm	£1,380
900mm	RIO900	650mm	868-886mm	£1,380
950mm	RIO950	650mm	918-936mm	£1,510
1000mm	RIO1000	700mm	968-986mm	£1,510
1050mm	RIO1050	650mm	1018-1036mm	£1,635
1100mm	RIO1100	700mm	1068-1086mm	£1,635
1150mm	RIO1150	650mm	1118-1136mm	£1,765
1200mm	RIO1200	700mm	1168-1186mm	£1,765
1250mm	RIO1250	650mm	1218-1236mm	£1,835
1300mm	RIO1300	700mm	1268-1286mm	£1,835
1350mm	RIO1350	650mm	1318-1336mm	£1,905
1400mm	RIO1400	700mm	1368-1386mm	£1,905
1450mm	RIO1450	650mm	1418-1436mm	£1,975
1500mm	RIO1500	700mm	1468-1486mm	£1,975
1550mm	RIO1550	650mm	1518-1536mm	£2,045
1600mm	RIO1600	700mm	1568-1586mm	£2,045
1650mm	RIO1650	650mm	1618-1636mm	£2,115
1700mm	RIO1700	700mm	1668-1686mm	£2,115
1750mm	RIO1750	650mm	1718-1736mm	£2,185
1800mm	RIO1800	700mm	1768-1786mm	£2,185

2

Configure Model

Handing	Code	Price Incl VAT
Left Hand	LH	—
Right Hand	RH	—



Handle	Code	Price Incl VAT
Short D	SD	—
Square Short D	SQSD	—
Finger Pull	RFPP	—
Finger Pull with Metal Trim	RFPI	—

3

Select Options

Glass Finish	Code	Price Incl VAT
Clearshield	RIOGFAC	£110
Misting	RIOGFMI	£295

Component Finish	Code	Price Incl VAT
Chrome	RIOCFC	—
Polished Nickel	RIOCFPN	£350
Brushed Nickel	RIOCFBN	£385
Antique Gold	RIOCFAG	£595
Brushed Gold	RIOCFBG	£605
Matte Black	RIOCFMB	£375
Matte White	RIOCFMW	£375
Majestic X	RIOCFMAX	From £1,470

Build your Codes

1 Select Model _____ / 2 Configure Model _____
Model RIO _____ / **Size** _____ / **Handing** _____ / **Handle** _____
3 Select Options - *Please add each code as an additional line item*
Glass Finish RIOGF __ __ *and/or* **Component Finish** RIOCF __ __

Base Solutions

Shower trays and Wetroom floor systems are available. Please request a copy of our digital brochure for further details.



Rio Bespoke — case 1

Unless requested otherwise the unit is supplied to the Standard Specification.

- Door hinged from the wall and closing onto the inline panel
- Maximum door width 900mm
- Fixed panel over 1000mm needs to be braced
- Maximum recommended height 2300mm
- Can be ordered to open inwards or outwards

1

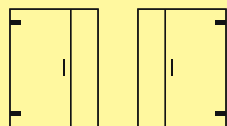
Select Model

Unit Size	Price Incl VAT
800-1000mm	£1,970
1000-1200mm	£2,235
1200-1400mm	£2,500
1400-1600mm	£2,765
1600-1800mm	£3,030
Extra 100mm of width	£80
Extra 100mm of height	£100

2

Configure Model

Handing	Price Incl VAT
Left Hand	—
Right Hand	—



Left Hand

Right Hand

Handle	Price Incl VAT
Short D	—
Square Short D	—
Contour	—
Long D	—
Square Long D	—
Finger Pull	—
Finger Pull with Metal Trim	—
Square Finger Pull	—
Towel Rail	—

- Handle centre positioned 1000mm from the base of the unit and 80mm from the edge of the door
- Doors over 700mm wide will be supplied with 3 hinges
- Prices are based on a height of up to 2000mm

3

Select Options

Glass	Price Incl VAT
Clear	—
Opti Clear	£250
Grey, Green, Blue, Bronze	£325
Glass Finish	Price Incl VAT
Clearshield	£110
Misting	£295
Component Finish	Price Incl VAT
Chrome	—
Polished Nickel	£350
Brushed Nickel	£385
Antique Gold	£595
Brushed Gold	£605
Matte Black	£375
Matte White	£375
Bespoke Matching Service	£615
Majestic X	From £1,470

Glazing Profile (R) = Recommended	Configurations	Price Incl VAT
Surface Mounted		
24mm with Underframe (R)		—
24mm no Underframe *		—
17mm with Underframe		—
17mm no Underframe *		—
Recessed Channels	Configurations	
Recessed to wall only	RW1 (R), RW2, *RW3, *RW4	—
Recessed to wall and ceiling	RWC1 (R), RWC2, *RWC3, *RWC4	—
Recessed to wall and base	*RWB1 (R), *RWB2	—
Recessed to wall, base and ceiling	*RWBC1 (R), *RWBC2	—

Please see *Recessing Profiles Guide* on pages **95-96**

*When specifying a hinged product without underframe, you will be asked to sign a disclaimer and your enclosure may leak.



Rio Bespoke — case 2

Unless requested otherwise the unit is supplied to the Standard Specification.

- Door hinged from the inline panel
- Maximum door width 700mm
- Maximum hinge panel 500mm (unless braced to wall or ceiling)
- Minimum hinge panel 200mm
- Maximum recommended height 2300mm

1

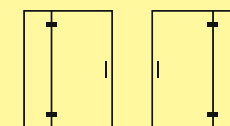
Select Model

Unit Size	Price Incl VAT
800-1000mm	£1,970
1000-1200mm	£2,235
Extra 100mm of width	£80
Extra 100mm of height	£100

2

Configure Model

Handing	Price Incl VAT
Left Hand	—
Right Hand	—



Left Hand

Right Hand

Handle	Price Incl VAT
Short D	—
Square Short D	—
Contour	—
Long D	—
Square Long D	—
Finger Pull	—
Finger Pull with Metal Trim	—
Square Finger Pull	—
Towel Rail	—

3

Select Options

Glass	Price Incl VAT
Clear	—
Opti Clear	£250
Grey, Green, Blue, Bronze	£325
Glass Finish	Price Incl VAT
Clearshield	£110
Misting	£295
Component Finish	Price Incl VAT
Chrome	—
Polished Nickel	£350
Brushed Nickel	£385
Antique Gold	£595
Brushed Gold	£605
Matte Black	£375
Matte White	£375
Bespoke Matching Service	£615
Majestic X	From £1,470

Glazing Profile (R) = Recommended	Configurations	Price Incl VAT
Surface Mounted		
24mm with Underframe (R)		—
24mm no Underframe *		—
17mm with Underframe		—
17mm no Underframe *		—
Recessed Channels	Configurations	
Recessed to wall only	RW1 (R), RW2, *RW3, *RW4	—
Recessed to wall and ceiling	RWC1 (R), RWC2, *RWC3, *RWC4	—
Recessed to wall and base	*RWB1 (R), *RWB2	—
Recessed to wall, base and ceiling	*RWBC1 (R), *RWBC2	—

Please see *Recessing Profiles Guide* on pages **95-96**

*When specifying a hinged product without underframe, you will be asked to sign a disclaimer and your enclosure may leak.



Portofino Standard

Standard Specification

- Door hinged from the inline panel
- 24mm surface profile to walls
- Underframe to base
- 2000mm high
- Chrome components
- Clear glass only

Ordering Process

When ordering a Majestic unit you must select the Model (Step 1) and Configuration (Step 2). Without this information we are unable to process your order. Should no other options be selected (Step 3), your order will be supplied to the Standard Specification.

See page **99** for additional details.

1

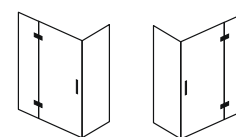
Select Model

Size	Code	Door glass size	Adjustment	Price Incl VAT
800x800mm	POR800X800	535mm	772-790x772-790mm	£2,170
800x900mm	POR800X900	535mm	772-790x872-890mm	£2,170
850x800mm	POR850X800	566mm	822-840x772-790mm	£2,170
850x900mm	POR850X900	566mm	822-840x872-890mm	£2,170
900x800mm	POR900X800	635mm	872-890x772-790mm	£2,220
900x900mm	POR900X900	635mm	872-890x872-890mm	£2,220
950x800mm	POR950X800	650mm	922-940x772-790mm	£2,220
950x900mm	POR950X900	650mm	922-940x872-890mm	£2,220
1000x800mm	POR1000X800	700mm	972-990x772-790mm	£2,275
1000x900mm	POR1000X900	700mm	972-990x872-890mm	£2,275
1050x800mm	POR1050X800	650mm	1022-1040x772-790mm	£2,275
1050x900mm	POR1050X900	650mm	1022-1040x872-890mm	£2,275
1100x800mm	POR1100X800	700mm	1072-1090x772-790mm	£2,340
1100x900mm	POR1100X900	700mm	1072-1090x872-890mm	£2,340
1150x800mm	POR1150X800	650mm	1122-1140x772-790mm	£2,340
1150x900mm	POR1150X900	650mm	1122-1140x872-890mm	£2,340
1200x800mm	POR1200X800	700mm	1172-1190x772-790mm	£2,420
1200x900mm	POR1200X900	700mm	1172-1190x872-890mm	£2,420

2

Configure Model

Handing	Code	Price Incl VAT
Left Hand	LH	—
Right Hand	RH	—



Left Hand

Right Hand

Handle	Code	Price Incl VAT
Short D	SD	—
Square Short D	SQSD	—
Finger Pull	RFPP	—
Round Finger Pull With Trim	RFPI	—

3

Select Options

Glass Finish	Code	Price Incl VAT
Clearshield	PORGFAC	£145
Misting	PORGFMI	£440

Component Finish	Code	Price Incl VAT
Chrome	PORCFC	—
Polished Nickel	PORCFPN	£455
Brushed Nickel	PORCFBN	£460
Antique Gold	PORCFAG	£755
Brushed Gold	PORCFBG	£770
Matte Black	PORCFMB	£455
Matte White	PORCFMW	£455
Majestic X	PORCFMAX	From £1,780

Build your Codes

1 Select Model

2 Configure Model

Model POR / Size / Handing / Handle

3 Select Options - Please add each code as an additional line item

Glass Finish PORGF __ __ and/or Component Finish PORCF __ __

Base Solutions

Shower trays and Wetroom floor systems are available. Please request a copy of our digital brochure for further details.



Portofino Bespoke — case 1

Unless requested otherwise the unit is supplied to the Standard Specification.

- Door hinged from the inline panel
- Available up to 1200mm wide
- Available up to 2300mm high

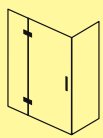
- Prices are based on a height of up to 2000mm
- Handle centre positioned 1000mm from the base of the unit and 80mm from the edge of the door
- Maximum door width 700mm
- Maximum hinge panel 500mm (unless braced to wall or ceiling)
- Minimum hinge panel 200mm

1 Select Model

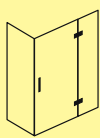
Unit Size	Price Incl VAT
Up to 1000x1000mm	£3,145
Up to 1200x1000mm	£3,345
Extra 100mm of height	£150
Extra 100mm of depth	£80

2 Configure Model

Handing	Price Incl VAT
Left Hand	—
Right Hand	—



Left Hand



Right Hand

Handle	Price Incl VAT
Short D	—
Square Short D	—
Contour	—
Long D	—
Square Long D	—
Finger Pull	—
Finger Pull with Metal Trim	—
Square Finger Pull	—
Towel Rail	—

3 Select Options

Glass	Price Incl VAT
Clear	—
Opti Clear	£420
Grey, Green, Blue, Bronze	£525
Glass Finish	Price Incl VAT
Clearshield	£145
Misting	£440

Component Finish	Price Incl VAT
Chrome	—
Polished Nickel	£455
Brushed Nickel	£460
Antique Gold	£755
Brushed Gold	£770
Matte Black	£455
Matte White	£455
Bespoke Matching Service	£780
Majestic X	From £1,780

Glazing Profile (R) = Recommended	Configurations	Price Incl VAT
Surface Mounted		
24mm with Underframe (R)		—
24mm no Underframe *		—
17mm with Underframe		—
17mm no Underframe *		—

Recessed Channels	Configurations	Price Incl VAT
Recessed to wall only	RW1 (R), RW2, *RW3, *RW4	—
Recessed to wall and ceiling	RWC1 (R), RWC2, *RWC3, *RWC4	—
Recessed to wall and base	*RWB1 (R), *RWB2	—
Recessed to wall, base and ceiling	*RWBC1 (R), *RWBC2	—

Please see *Recessing Profiles Guide* on pages **95-96**

*When specifying a hinged product without underframe, you will be asked to sign a disclaimer and your enclosure may leak.



Portofino Bespoke — case 2

Unless requested otherwise the unit is supplied to the Standard Specification.

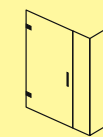
- Door hinged from the wall
- Available up to any width
- Available up to 2300mm high
- Doors over 700mm wide will be supplied with 3 hinges

1 Select Model


Unit Size	Price Incl VAT
Up to 1000x1000mm	£3,145
Up to 1200x1000mm	£3,345
Up to 1400x1000mm	£3,470
Up to 1600x1000mm	£3,680
Extra 100mm of width	£80
Extra 100mm of height	£150
Extra 100mm of depth	£80

2 Configure Model

Handing	Price Incl VAT
Left Hand	—
Right Hand	—



Left Hand



Right Hand

Handle	Price Incl VAT
Short D	—
Square Short D	—
Contour	—
Long D	—
Square Long D	—
Finger Pull	—
Finger Pull with Metal Trim	—
Square Finger Pull	—
Towel Rail	—

3 Select Options

Glass	Price Incl VAT
Clear	—
Opti Clear	£420
Grey, Green, Blue, Bronze	£525
Glass Finish	Price Incl VAT
Clearshield	£145
Misting	£440

Component Finish	Price Incl VAT
Chrome	—
Polished Nickel	£455
Brushed Nickel	£460
Antique Gold	£755
Brushed Gold	£770
Matte Black	£455
Matte White	£455
Bespoke Matching Service	£780
Majestic X	From £1,780

Glazing Profile (R) = Recommended	Configurations	Price Incl VAT
Surface Mounted		
24mm with Underframe (R)		—
24mm no Underframe *		—
17mm with Underframe		—
17mm no Underframe *		—

Recessed Channels	Configurations	Price Incl VAT
Recessed to wall only	RW1 (R), RW2, *RW3, *RW4	—
Recessed to wall and ceiling	RWC1 (R), RWC2, *RWC3, *RWC4	—
Recessed to wall and base	*RWB1 (R), *RWB2	—
Recessed to wall, base and ceiling	*RWBC1 (R), *RWBC2	—

Please see *Recessing Profiles Guide* on pages **95-96**

*When specifying a hinged product without underframe, you will be asked to sign a disclaimer and your enclosure may leak.



Napoli Standard

Standard Specification

- 2000mm high
- Chrome components
- Clear glass only
- 24mm surface profile to walls
- Underframe

Ordering Process

When ordering a Majestic unit you must select the Model (Step 1) and Configuration (Step 2). Without this information we are unable to process your order. Should no other options be selected (Step 3), your order will be supplied to the Standard Specification.

See page **99** for additional details.



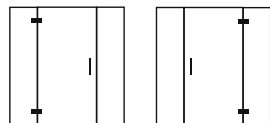
Select Model

Size	Code	Door glass size	Adjustment	Price Incl VAT
1200mm	NAP1200	700mm	1160-1196mm	£2,170
1250mm	NAP1250	650mm	1210-1246mm	£2,225
1300mm	NAP1300	700mm	1260-1296mm	£2,225
1350mm	NAP1350	650mm	1310-1346mm	£2,275
1400mm	NAP1400	700mm	1360-1396mm	£2,275
1450mm	NAP1450	650mm	1410-1446mm	£2,305
1500mm	NAP1500	700mm	1460-1496mm	£2,305
1550mm	NAP1550	650mm	1510-1546mm	£2,340
1600mm	NAP1600	700mm	1560-1596mm	£2,340



Configure Model

Handing	Code	Price Incl VAT
Left Hand	LH	—
Right Hand	RH	—



Left Hand Right Hand

Handle	Code	Price Incl VAT
Short D	SD	—
Square Short D	SQSD	—
Finger Pull	RFPP	—
Round Finger Pull With Trim	RFPI	—

Build your Codes

1 Select Model

Model NAP / Size / Handing / Handle

3 Select Options - Please add each code as an additional line item

Glass Finish NAPGF __ __ and/or Component Finish NAPCF __ __



Select Options

Glass Finish	Code	Price Incl VAT
Clearshield	NAPGFAC	£145
Misting	NAPGFMI	£440

Component Finish	Code	Price Incl VAT
Chrome	NAPCFC	—
Polished Nickel	NAPCFPN	£455
Brushed Nickel	NAPCFBN	£465
Antique Gold	NAPCFAG	£755
Brushed Gold	NAPCFBG	£765
Matte Black	NAPCFMB	£455
Matte White	NAPCFMW	£455
Majestic X	NAPCFMAX	From £1,780

2 Configure Model

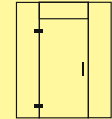


Napoli Bespoke

Unless requested otherwise the unit is supplied to the Standard Specification.

- Available at any width
- Up to 2300mm high
- Maximum door width 700mm
- Can be supplied as a steam proof enclosure
- Maximum hinge panel 500mm

- Minimum hinge panel 200mm
- Inline panels over 1000mm supplied with bracing bar



We can offer an infill panel above the door if additional height is required



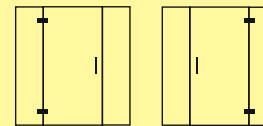
Select Model

Unit Size	Price Incl VAT
Up to 1200	£2,855
Up to 1400	£3,040
Up to 1700	£3,215
Extra 100mm of width	£80
Extra 100mm of height	£150



Configure Model

Handing	Price Incl VAT
Left Hand	—
Right Hand	—



Left Hand Right Hand

Handle	Price Incl VAT
Short D	—
Square Short D	—
Contour	—
Long D	—
Square Long D	—
Finger Pull	—
Finger Pull with Metal Trim	—
Square Finger Pull	—
Towel Rail	—



Select Options

Glass	Price Incl VAT
Clear	—
Opti Clear	£420
Grey, Green, Blue, Bronze	£525

Glass Finish	Price Incl VAT
Clearshield	£145
Misting	£440

Component Finish	Price Incl VAT
Chrome	—
Polished Nickel	£455
Brushed Nickel	£465
Antique Gold	£755
Brushed Gold	£765
Matte Black	£455
Matte White	£455
Bespoke Matching Service	£780
Majestic X	From £1,780

Glazing Profile (R) = Recommended	Configurations	Price Incl VAT
Surface Mounted		
24mm with Underframe (R)		—
24mm no Underframe *		—
17mm with Underframe		—
17mm no Underframe *		—

Recessed Channels	Configurations	Price Incl VAT
Recessed to wall only	RW1 (R), RW2, *RW3, *RW4	—
Recessed to wall and ceiling	RWC1 (R), RWC2, *RWC3, *RWC4	—
Recessed to wall and base	*RWB1 (R), *RWB2	—
Recessed to wall, base and ceiling	*RWBC1 (R), *RWBC2	—

Please see Recessing Profiles Guide on pages **95-96**

*When specifying a hinged product without underframe, you will be asked to sign a disclaimer and your enclosure may leak.



Venice Standard

Standard Specification

- 2000mm high
- Chrome components
- Clear glass only
- 24mm surface profile to walls
- Underframe
- Door hinged from the narrow panel where applicable
- A glass to glass support bar is provided

Ordering Process

When ordering a Majestic unit you must select the Model (Step 1) and Configuration (Step 2). Without this information we are unable to process your order. Should no other options be selected (Step 3), your order will be supplied to the Standard Specification.

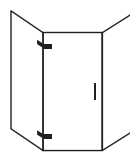
See page **99** for additional details.

1 Select Model

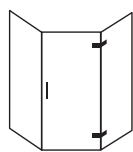
Size	Code	Adjustment	Price Incl VAT
900 x 900 mm	VEN900X900	372 – 390 x 695 x 372 – 390 mm	£2,340
1200 x 900 mm	VEN1200X900	372 – 390 x 695 x 672 – 690 mm	£2,510

2 Configure Model

Handing	Code	Price Incl VAT
Left Hand	LH	—
Right Hand	RH	—



Left hand



Right hand

Handle	Code	Price Incl VAT
Short D	SD	—
Square Short D	SQSD	—
Finger Pull	RFPP	—
Finger Pull With Metal Trim	RFPI	—

Build your Codes

1 Select Model

Model VEN _____ / Size _____ / Handing _____ / Handle _____

3 Select Options - Please add each code as an additional line item

Glass Finish VENGF __ __ and/or Component Finish VENC F __ __

3 Select Options

Glass Finish	Code	Price Incl VAT
Clearshield	VENGFAC	£145
Misting	VENGFMI	£440

Component Finish	Code	Price Incl VAT
Chrome	VENCFC	—
Polished Nickel	VENCFPN	£455
Brushed Nickel	VENCFCBN	£465
Antique Gold	VENCFAG	£755
Brushed Gold	VENCFCBG	£765
Matte Black	VENCFCMB	£455
Matte White	VENCFCMW	£455
Majestic X	VENCFCMAX	From £1,780

2 Configure Model



Venice Bespoke

Unless requested otherwise the unit is supplied to the Standard Specification.

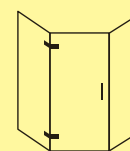
- Available up to 1400mm x 1000mm wide
- Maximum height 2300mm
- Maximum door width 700mm
- Maximum hinge panel 500mm (unless braced to wall or ceiling)
- Minimum hinge panel 200mm
- Prices are based on a height of up to 2000mm
- Handle centre positioned 1000mm from the base of the unit and 80mm from the edge of the door

1 Select Model

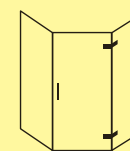
Unit Size	Price Incl VAT
up to 1000 x 1000 mm	£3,000
up to 1200 x 1000 mm	£3,185
up to 1400 x 1000 mm	£3,545
Extra 100mm of width	£80
Extra 100mm of height	£150

2 Configure Model

Handing	Price Incl VAT
Left Hand	—
Right Hand	—



Left hand



Right hand

Handle	Price Incl VAT
Short D	—
Square Short D	—
Contour	—
Long D	—
Square Long D	—
Finger Pull	—
Finger Pull with Metal Trim	—
Square Finger Pull	—
Towel Rail	—

3 Select Options

Glass	Price Incl VAT
Clear	—
Opti Clear	£420
Grey, Green, Blue, Bronze	£525

Glass Finish	Price Incl VAT
Clearshield	£145
Misting	£440

Component Finish	Price Incl VAT
Chrome	—
Polished Nickel	£455
Brushed Nickel	£465
Antique Gold	£755
Brushed Gold	£765
Matte Black	£455
Matte White	£455
Bespoke Matching Service	£780
Majestic X	From £1,780

Glazing Profile (R) = Recommended	Recessed Configurations	Price Incl VAT
Surface Mounted		
24mm with Underframe (R)		—
24mm no Underframe *		—
17mm with Underframe		—
17mm no Underframe *		—

Recessed Channels		
Recessed to wall only	RW1 (R), RW2, *RW3, *RW4	—
Recessed to wall and ceiling	RWC1 (R), RWC2, *RWC3, *RWC4	—
Recessed to wall and base	*RWB1 (R), *RWB2	—
Recessed to wall, base and ceiling	*RWBC1 (R), *RWBC2	—

Please see *Recessing Profiles Guide* on pages **95-96**

*When specifying a hinged product without underframe, you will be asked to sign a disclaimer and your enclosure may leak.



Deauville Bespoke

Unless requested otherwise the unit is supplied as follows:

- 2000mm high
- Chrome components
- Clear glass
- 24mm surface profile to walls
- Underframe
- Maximum door 700mm

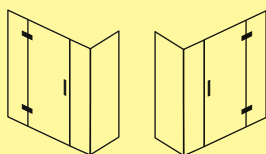
- Available to any width
- Up to 2300mm high
- Prices based on a height of up to 2000mm
- Panels over 1000mm will be braced with a support bar

1 Select Model

Unit Size	Price Incl VAT
Up to 1000 x 1000mm	£3,480
Up to 1200 x 1000mm	£3,625
Up to 1400 x 1000mm	£3,785
Up to 1600 x 1000mm	£3,965
<hr/>	
Extra 100mm of width	£80
Extra 100mm of height	£200
Extra 100mm of depth	£80

2 Configure Model

Handing	Price Incl VAT
Left Hand	—
Right Hand	—



Left Hand Right Hand

Handle	Price Incl VAT
Short D	—
Square Short D	—
Contour	—
Long D	—
Square Long D	—
Finger Pull	—
Finger Pull with metal Trim	—
Square Finger Pull	—
Towel Rail	—

3 Select Options

Glass	Price Incl VAT
Clear	—
Opti Clear	£500
Grey, Green, Blue, Bronze	£665

Glass Finish	Price Incl VAT
Clearshield	£185
Misting	£600

Component Finish	Price Incl VAT
Chrome	—
Polished Nickel	£565
Brushed Nickel	£585
Antique Gold	£920
Brushed Gold	£950
Matte Black	£565
Matte White	£565
Bespoke Matching Service	£860
Majestic X	From £2,095

Glazing Profile (R) = Recommended	Configurations	Price Incl VAT
-----------------------------------	----------------	----------------

Surface Mounted	Price Incl VAT
24mm with Underframe (R)	—
24mm no Underframe *	—
17mm with Underframe	—
17mm no Underframe *	—

Recessed Channels	Configurations	Price Incl VAT
Recessed to wall only	RW1 (R), RW2, *RW3, *RW4	—
Recessed to wall and ceiling	RWC1 (R), RWC2, *RWC3, *RWC4	—
Recessed to wall and base	*RWB1 (R), *RWB2	—
Recessed to wall, base and ceiling	*RWBC1 (R), *RWBC2	—

Please see *Recessing Profiles Guide* on pages **95-96**

*When specifying a hinged product without underframe, you will be asked to sign a disclaimer and your enclosure may leak.

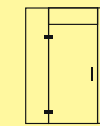


Barcelona Bespoke

Unless requested otherwise the unit is supplied as follows:

- 2000mm high
- Chrome components
- Clear glass
- 24mm surface profiles to the return panels
- Underframe
- Prices based on a height of up to 2000mm

- Maximum height 2300mm
- Handle centre positioned 1000mm from the base of the unit and 80mm from the edge of the door.



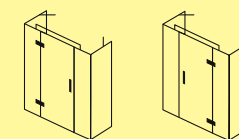
We can offer an infill panel above the door if additional height is required

1 Select Model

Unit Size	Price Incl VAT
Up to 1000 x 1000mm	£3,800
Up to 1200 x 1000mm	£3,980
Up to 1400 x 1000mm	£4,140
Up to 1600 x 1000mm	£4,330
<hr/>	
Extra 100mm of width	£80
Extra 100mm of height	£250
Extra 100mm of depth	£80

2 Configure Model

Handing	Price Incl VAT
Left Hand	—
Right Hand	—



Left Hand Right Hand

Handle	Price Incl VAT
Short D	—
Square Short D	—
Contour	—
Long D	—
Square Long D	—
Finger Pull	—
Finger Pull with Metal Trim	—
Square Finger Pull	—
Towel Rail	—

3 Select Options

Glass	Price Incl VAT
Clear	—
Opti Clear	£625
Grey, Green, Blue, Bronze	£835

Glass Finish	Price Incl VAT
Clearshield	£250
Misting	£755

Component Finish	Price Incl VAT
Chrome	—
Polished Nickel	£600
Brushed Nickel	£625
Antique Gold	£1,025
Brushed Gold	£1,070
Matte Black	£600
Matte White	£600
Bespoke Matching Service	£1,000
Majestic X	From £2,785

Glazing Profile (R) = Recommended	Configurations	Price Incl VAT
-----------------------------------	----------------	----------------

Surface Mounted	Price Incl VAT
24mm with Underframe (R)	—
24mm no Underframe *	—
17mm with Underframe	—
17mm no Underframe *	—

Recessed Channels	Configurations	Price Incl VAT
Recessed to wall only	RW1 (R), RW2, *RW3, *RW4	—
Recessed to wall and ceiling	RWC1 (R), RWC2, *RWC3, *RWC4	—
Recessed to wall and base	*RWB1 (R), *RWB2	—
Recessed to wall, base and ceiling	*RWBC1 (R), *RWBC2	—

Please see *Recessing Profiles Guide* on pages **95-96**

*When specifying a hinged product without underframe, you will be asked to sign a disclaimer and your enclosure may leak.



Vigo Standard

Standard Specification

- 2050mm high
- Chrome components
- Clear glass only
- 24mm surface profile to the wall
- Underframe
- Finger pull or Finger pull with metal trim
- 8mm glass

Ordering Process

When ordering a Majestic unit you must select the Model (Step 1) and Configuration (Step 2). Without this information we are unable to process your order. Should no other options be selected (Step 3), your order will be supplied to the Standard Specification.

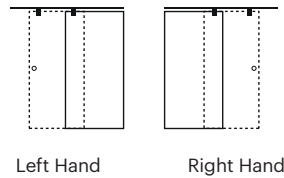
See page **99** for additional details.

1 Select Model

Size	Code	Door Opening	Door Glass Size	Adjustment	Price Incl VAT
1100mm	VIG1100	400-440mm	550mm	1048-1090mm	£1,470
1200mm	VIG1200	450-490mm	600mm	1148-1190mm	£1,580
1300mm	VIG1300	450-490mm	600mm	1248-1290mm	£1,650
1400mm	VIG1400	550-590mm	700mm	1348-1390mm	£1,845
1500mm	VIG1500	550-590mm	700mm	1448-1490mm	£1,975
1600mm	VIG1600	550-590mm	700mm	1548-1590mm	£2,090
1700mm	VIG1700	550-590mm	700mm	1648-1690mm	£2,215

2 Configure Model

Handing	Code	Price Incl VAT
Left Hand	LH	—
Right Hand	RH	—



Handle	Code	Price Incl VAT
Finger Pull	RFPP	—
Finger Pull With Metal Trim	RFPI	—

Build your Codes

1 Select Model
 Model VIG _____ / Size _____ / Handing _____ / Handle _____
3 Select Options - Please add each code as an additional line item
 Glass Finish VIGGF __ __



Vigo Bespoke

Unless requested otherwise the unit is supplied to the Standard Specification.

- Maximum width up to 1800mm
- Maximum height 2400mm
- Chrome components only
- Prices are based on a height of up to 2050mm
- Only supplied with underframe
- 20mm gap to ceiling required for installation

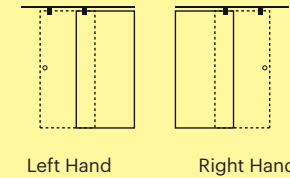
1 Select Model

Unit Size	Door Opening	Price Incl VAT
Up to 1200mm	Up to 490mm*	£2,250
Up to 1400mm	450 - 590mm	£2,400
Up to 1800mm	550 - 590mm	£2,635
Extra 100mm of height		£100

**Where the door is below 1200mm wide, the door opening will decrease in proportion with the overall width.*

2 Configure Model

Handing	Price Incl VAT
Left Hand	—
Right Hand	—



Handle	Price Incl VAT
Short D	—
Square Short D	—
Contour	—
Long D	—
Square Long D	—
Finger Pull	—
Finger Pull with Metal Trim	—
Square Finger Pull	—

3 Select Options

Glass	Price Incl VAT
Clear	—
Opti Clear	£250

Glass Finish	Price Incl VAT
Clearshield	£110
Misting	£295

Component Finish	Price Incl VAT
Chrome	—

Base Solutions

Shower trays and Wetroom floor systems are available. Please request a copy of our digital brochure for further details.



Toulon Standard

Standard Specification

- 2050mm high
- Chrome components
- Clear glass only
- 24mm surface profile to the walls
- Underframe
- Finger pull or Finger pull with metal trim
- 8mm glass

Ordering Process

When ordering a Majestic unit you must select the Model (Step 1) and Configuration (Step 2). Without this information we are unable to process your order. Should no other options be selected (Step 3), your order will be supplied to the Standard Specification.

See page **99** for additional details.

1

Select Model

Size	Code	Door Opening	Door Glass Size	Adjustment	Return Adjustment	Price Incl VAT
1100x800mm	TOU1100X800	400-440mm	550mm	1048-1090mm	772-790mm	£1,895
1100x900mm	TOU1100X900	400-440mm	550mm	1048-1090mm	872-890mm	£1,955
1200x800mm	TOU1200X800	450-490mm	600mm	1148-1190mm	772-790mm	£2,005
1200x900mm	TOU1200X900	450-490mm	600mm	1148-1190mm	872-890mm	£2,065
1300x800mm	TOU1300X800	450-490mm	600mm	1248-1290mm	772-790mm	£2,130
1300x900mm	TOU1300X900	450-490mm	600mm	1248-1290mm	872-890mm	£2,195
1400x800mm	TOU1400X800	550-590mm	700mm	1348-1390mm	772-790mm	£2,270
1400x900mm	TOU1400X900	550-590mm	700mm	1348-1390mm	872-890mm	£2,325
1500x800mm	TOU1500X800	550-590mm	700mm	1448-1490mm	772-790mm	£2,400
1500x900mm	TOU1500X900	550-590mm	700mm	1448-1490mm	872-890mm	£2,455
1600x800mm	TOU1600X800	550-590mm	700mm	1548-1590mm	772-790mm	£2,515
1600x900mm	TOU1600X900	550-590mm	700mm	1548-1590mm	872-890mm	£2,575
1700x800mm	TOU1700X800	550-590mm	700mm	1648-1690mm	772-790mm	£2,640
1700x900mm	TOU1700X900	550-590mm	700mm	1648-1690mm	872-890mm	£2,700

2

Configure Model

Handing	Code	Price Incl VAT
Left Hand	LH	—
Right Hand	RH	—

See opposite for handing configurations

Handle	Code	Price Incl VAT
Finger Pull	RFPP	—
Finger Pull With Metal Trim	RFPI	—

Build your Codes

1 Select Model

Model TOU _____ / Size _____ / Handing _____ / Handle _____

3 Select Options - Please add each code as an additional line item

Glass Finish TOUGF __ __



Toulon Bespoke

Unless requested otherwise the unit is supplied to the Standard Specification.

- Maximum width up to 1800mm
- Maximum height 2400mm
- Chrome components only
- Prices are based on a height of up to 2050mm
- Only supplied with underframe
- 20mm gap to ceiling required for installation

1

Select Model

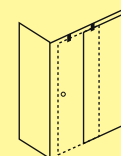
Unit Size	Door Opening	Price Incl VAT
Up to 1200mm x 1000mm	Up to 490mm*	£2,805
Up to 1400mm x 1000mm	450 - 590mm	£2,975
Up to 1800mm x 1000mm	550 - 590mm	£3,150
Extra 100mm of height		£150
Extra 100mm of depth		£80

*Where the door is below 1200mm wide, the door opening will decrease in proportion with the overall width.

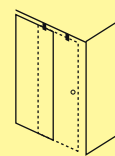
2

Configure Model

Handing	Price Incl VAT
Left Hand	—
Right Hand	—



Left Hand



Right Hand

Handle	Price Incl VAT
Short D	—
Square Short D	—
Contour	—
Long D	—
Square Long D	—
Finger Pull	—
Finger Pull with Metal Trim	—
Square Finger Pull	—

3

Select Options

Glass	Price Incl VAT
Clear	—
Opti Clear	£420
Glass Finish	Price Incl VAT
Clearshield	£145
Misting	£440

Base Solutions

Shower trays and Wetroom floor systems are available. Please request a copy of our digital brochure for further details.



Harmony Standard

Standard Specification

- 2000mm high
- Chrome components
- Clear glass only
- 17mm surface profile to wall
- Only supplied With Underframe
- Square Finger Pull (polished glass)

Ordering Process

When ordering a Majestic unit you must select the Model (Step 1) and Configuration (Step 2). Without this information we are unable to process your order. Should no other options be selected (Step 3), your order will be supplied to the Standard Specification.

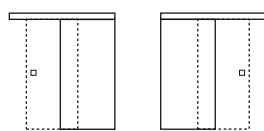
See page **99** for additional details.

1 Select Model

Size	Code	Door Opening	Door Glass Size	Adjustment	Price Incl VAT
1100mm	HAR1100	440-460mm	598mm	1072-1092mm	£1,610
1200mm	HAR1200	472-492mm	655mm	1172-1192mm	£1,765
1300mm	HAR1300	472-492mm	655mm	1272-1292mm	£1,825
1400mm	HAR1400	572-592mm	755mm	1372-1392mm	£1,885
1500mm	HAR1500	572-592mm	755mm	1472-1492mm	£2,050
1600mm	HAR1600	572-592mm	755mm	1572-1592mm	£2,120
1700mm	HAR1700	572-592mm	755mm	1672-1692mm	£2,220
1800mm	HAR1800	572-592mm	755mm	1772-1792mm	£2,310

2 Configure Model

Handing	Code	Price Incl VAT
Left Hand	LH	—
Right Hand	RH	—



Left Hand Right Hand

Handle	Code	Price Incl VAT
Square Finger Pull	SQFP	—

Build your Codes

1 Select Model

Model HAR _____ / Size _____ / Handing _____ / Handle _____

3 Select Options - Please add each code as an additional line item

Glass Finish HARGF __ __ and/or Component Finish HARCFC __ __



Harmony Bespoke

Unless requested otherwise the unit is supplied to the Standard Specification.

- Maximum width 1900mm
- Maximum height 2400mm
- Handle centre positioned 1000mm from the base of the unit and 80mm from the edge of the door
- Prices are based on a height of up to 2000mm
- 20mm gap to ceiling required for installation

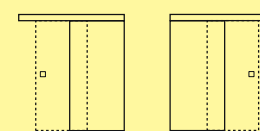
1 Select Model

Unit Size	Door Opening	Price Incl VAT
Up to 1200	Up to 492mm*	£2,275
Up to 1400	Up to 592mm	£2,435
Up to 1900	Up to 592mm	£2,735
Extra 100mm of height		£100

**Where the door is below 1200mm wide, the door opening will decrease in proportion with the overall width.*

2 Configure Model

Handing	Price Incl VAT
Left Hand	—
Right Hand	—



Left Hand Right Hand

Handle	Price Incl VAT
Short D	—
Square Short D	—
Contour	—
Long D	—
Square Long D	—
Finger Pull	—
Finger Pull with Metal Trim	—
Square Finger Pull	—

3 Select Options

Glass	Price Incl VAT
Clear	—
Opti Clear	£420
Grey, Green, Blue, Bronze	£525

Glass Finish	Price Incl VAT
Clearshield	£110
Misting	£295

Component Finish	Price Incl VAT
Chrome	—
Polished Nickel	£780
Brushed Nickel	£795
Antique Gold	£1,055
Brushed Gold	£1,095
Matte Black	£780
Matte White	£780
Bespoke Matching Service	£1,155

Glazing Profile	Price Incl VAT
-----------------	----------------

Surface Mounted	—
17mm with Underframe	—

Recessed Channels	—
To wall 17mm Edgeless Recessed	—
To wall and base 17mm Edgeless Recessed	—

For Glazing profile guidance please see page **95**.

Base Solutions

Shower trays and Wetroom floor systems are available. Please request a copy of our digital brochure for further details.



Harmony Corner Standard

Standard Specification

- 2000mm high
- Chrome components
- Clear glass only
- 17mm surface profile to inline panel
- 24mm surface profile to return panel
- Underframe
- Square Finger Pull (polished glass)

Ordering Process

When ordering a Majestic unit you must select the Model (Step 1) and Configuration (Step 2). Without this information we are unable to process your order. Should no other options be selected (Step 3), your order will be supplied to the Standard Specification.

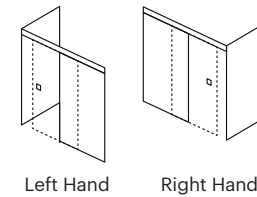
See page **99** for additional details.

1 Select Model

Size	Code	Door Opening	Door Glass Size	Adjustment	Return Adjustment	Price Incl VAT
1100 x 800mm	HRC1100X800	433-443mm	598mm	1072-1092mm	771-789mm	£2,200
1100 x 900mm	HRC1100X900	433-443mm	598mm	1072-1092mm	871-889mm	£2,250
1200 x 800mm	HRC1200X800	463-473mm	655mm	1172-1192mm	771-789mm	£2,300
1200 x 900mm	HRC1200X900	463-473mm	655mm	1172-1192mm	871-889mm	£2,350
1300 x 800mm	HRC1300X800	463-473mm	655mm	1272-1292mm	771-789mm	£2,400
1300 x 900mm	HRC1300X900	463-473mm	655mm	1272-1292mm	871-889mm	£2,450
1400 x 800mm	HRC1400X800	573-583mm	755mm	1372-1392mm	771-789mm	£2,500
1400 x 900mm	HRC1400X900	573-583mm	755mm	1372-1392mm	871-889mm	£2,550
1500 x 800mm	HRC1500X800	573-583mm	755mm	1472-1492mm	771-789mm	£2,600
1500 x 900mm	HRC1500X900	573-583mm	755mm	1472-1492mm	871-889mm	£2,650
1600 x 800mm	HRC1600X800	573-583mm	755mm	1572-1592mm	771-789mm	£2,700
1600 x 900mm	HRC1600X900	573-583mm	755mm	1572-1592mm	871-889mm	£2,750
1700 x 800mm	HRC1700X800	573-583mm	755mm	1672-1692mm	771-789mm	£2,800
1700 x 900mm	HRC1700X900	573-583mm	755mm	1672-1692mm	871-889mm	£2,850
1800 x 800mm	HRC1800X800	573-583mm	755mm	1772-1792mm	771-789mm	£2,900
1800 x 900mm	HRC1800X900	573-583mm	755mm	1772-1792mm	871-889mm	£2,950

2 Configure Model

Handing	Code	Price Incl VAT
Left Hand	LH	—
Right Hand	RH	—



Handle	Code	Price Incl VAT
Square Finger Pull	SQFP	—

3 Select Options

Glass Finish	Code	Price Incl VAT
Clearshield	HRCGFAC	£145
Misting	HRCGFMI	£440

Component Finish	Code	Price Incl VAT
Chrome	HRCCFC	—
Polished Nickel	HRCCFPN	£780
Brushed Nickel	HRCCFBN	£800
Antique Gold	HRCCFAG	£1,055
Brushed Gold	HRCCFBG	£1,155
Matte Black	HRCCFMB	£780
Matte White	HRCCFMW	£780
Bespoke Matching Service	HRCCFBMS	£1,155

Build your Codes

1 Select Model 2 Configure Model

Model HRC / **Size** / **Handing**

3 Select Options - *Please add each code as an additional line item*

Glass Finish HRCGF __ __ *and/or* **Component Finish** HRCCF __ __

Base Solutions

Shower trays and Wetroom floor systems are available. Please request a copy of our digital brochure for further details.



Harmony Corner Bespoke

Unless requested otherwise the unit is supplied to the Standard Specification.

- Maximum door width 755mm
- Maximum height 2400mm
- Maximum return 1200mm
- Handle centre positioned 1000mm from the base of the unit and 80mm from the edge of the door
- The door can only close against the return panel

- Maximum width up to 1900mm
- Prices are based on a height of up to 2000mm
- 20mm gap to ceiling required for installation

1 Select Model

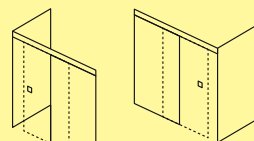
Unit Size	Door Opening	Price Incl VAT
Up to 1200 x 1000mm	Up to 473mm*	£3,000
Up to 1400 x 1000mm	Up to 573mm	£3,145
Up to 1900 x 1000mm	Up to 573mm	£3,310

Extra 100mm of height	£150
Extra 100mm of depth	£80

*Where the door is below 1200mm wide, the door opening will decrease in proportion with the overall width.

2 Configure Model

Handing	Price Incl VAT
Left Hand	—
Right Hand	—



Left Hand Right Hand

Handle	Price Incl VAT
Short D	—
Square Short D	—
Contour	—
Long D	—
Square Long D	—
Finger Pull	—
Finger Pull with Metal Trim	—
Square Finger Pull	—

3 Select Options

Glass	Price Incl VAT
Clear	—
Opti Clear	£500
Grey, Green, Blue, Bronze	£690

Glass Finish	Price Incl VAT
Clearshield	£145
Misting	£440

Component Finish	Price Incl VAT
Chrome	—
Polished Nickel	£780
Brushed Nickel	£800
Antique Gold	£1,055
Brushed Gold	£1,155
Matte Black	£780
Matte White	£780
Bespoke Matching Service	£1,155

Glazing Profile	Price Incl VAT
Surface Mounted	—
17mm inline, 24mm Return with Underframe	—

Recessed Channels	Price Incl VAT
To wall only, 17mm Edgeless Recessed	—
Wall and base, 17mm Edgeless Recessed	—
<i>For Glazing profile guidance please see page 95.</i>	



Odessa Bespoke

Unless requested otherwise the unit is supplied as follows:

- Chrome components
- Clear glass
- Finger Pull Handle
- Fully recessed enclosure
- Maximum height 2400mm
- Handle centre positioned 1000mm from the base of the unit and 80mm from the edge of the door
- Prices are for units up to a maximum height of 2400mm

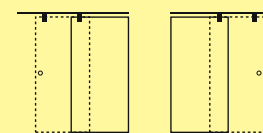
1 Select Model

Unit Size	Height	Price Incl VAT
Up to 1200	2400mm	£3,160
Up to 1400	2400mm	£3,395
Up to 1700	2400mm	£3,820

Extra 100mm of width	£120
----------------------	------

2 Configure Model

Handing	Price Incl VAT
Left Hand	—
Right Hand	—



Left Hand Right Hand

Handle	Price Incl VAT
Short D	—
Square Short D	—
Contour	—
Long D	—
Square Long D	—
Finger Pull	—
Finger Pull with Metal Trim	—
Square Finger Pull	—

3 Select Options

Glass	Price Incl VAT
Clear	—
Opti Clear	£500
Grey, Green, Blue, Bronze	£665

Glass Finish	Price Incl VAT
Clearshield	£185
Misting	£440

Component Finish	Price Incl VAT
Chrome	—
Bespoke Matching Service	£1,400



The Majestic Shower Company Ltd

Two North Place
Edinburgh Way
Harlow, Essex
CM20 2SL
England

Telephone 0844 800 1500
Facsimile +44 (0) 1279 635 074

info@majesticshowers.com
www.majesticshowers.com

Patents and registered designs:

UK Patent No: GB 2417677
UK Patent No: GB 2417677 B
UK Patent No: GB 1303815.3
UK Patent Application No: 0718791.7
UK Patent Application No: 0800306.3
UK Patent Application No: 0501921.1
Community Registered Designs No.s
000549084-001 to 0022
EU Design Registration No:
002548404-0001 & 0002

Beyond Bespoke™ is a
Registered Trademark of
Majestic Shower Company Ltd

All information is correct at the time of
print and is subject to change without
prior notice.

Terms and Conditions for Shower Units

1. Majestic Shower Company Ltd lifetime guarantee covers all metal and glass components. Finishes (not inc. Chrome), Rubber seals and gaskets are guaranteed for 3 years from the date of purchase. Clearshield anti-calcium coating is guaranteed for 7 years.
2. The guarantee registration form must be completed in full and returned to Majestic within 30 days of installation.
3. The guarantee is only available to the original purchaser and is non-transferable.
4. If the product purchased is defective in materials or manufacture, Majestic Shower Company Ltd will, at our discretion, either replace, repair or refund the purchase price of any part or whole of the goods purchased. This shall constitute our sole obligation under this guarantee.
5. This guarantee covers normal domestic use and is valid only for products installed in accordance with our fitting instructions. Majestic Shower Company Ltd will not be liable for:
 - i) any defect in the goods which result from accidental damage, willful neglect, reasonable wear and tear, use of abrasive cleaners or incorrect installation.
 - ii) any product that has been altered, modified or transformed in any way unless consent is given by Majestic Shower Company Ltd.
 - iii) any installation costs, unless written consent is given by Majestic Shower Company Ltd.
 - iv) any compensation for loss of the use of the product or consequential loss of any kind.
6. This guarantee is valid for products purchased and installed in the United Kingdom and Eire only.
7. This guarantee is in addition to and does not affect your statutory rights.
8. Points 1-7 are a concise representation of our full Terms and Conditions of trade. Please see our full Terms and Conditions online for further detail. The full Terms and Conditions take supremacy in the instance of any dispute.