

KALDEWEI



Kaldewei Magazine

THE FUTURE IS FULL
OF COLOUR

HOW COLOURS CHANGE
A BATHROOM

HIGH-TECH SINCE 1918

KALDEWEI STEEL ENAMEL

SUSTAINABLY IMPRESSIVE

KALDEWEI & WWF COMMITTED
TO CLEAN OCEANS

EVERYTHING ABOUT NEW STANDARDS.
AND THE MOST BEAUTIFUL WAY TO MEET THEM.





BATHROOMS – THE NEXT LEVEL.

KALDEWEI has been setting bathroom trends for over 100 years – always alert to important developments and with a great feel for the changing role of the bathroom. While functionality and a prestigious appearance were the most sought-after qualities in years past, individuality is key to today's bathroom – which makes finding inspiration all the more essential.

In our new KALDEWEI Magazine we would like to share some sources of inspiration that constantly enthuse and motivate us – such as the fantastic bathroom planner Sarah Maier. For her concept, the latest NEXSYS generation of shower surfaces pairs congenially with her idea of seamless bathroom design. Equally exciting: floral designer Ruby Barber shows the effect that colours can have in a bathroom. We also give you an enchanting look at a uniquely designed hotel which is without parallel in Paris.

We offer you all this because if there is one mega trend, it's that of transforming the bathroom into our very own spa and sanctuary. If sustainability and the use of high-tech materials also come into play when planning a bathroom, the result can only be outstanding. Our objects of timeless beauty, unequalled comfort and superior function are, in any event, the best means of creating your dream bathroom.

So – be demanding! And look forward to taking your bathroom to the next level.

Franz Kaldewei

CONTENTS

COLOUR /10

PLANNING /26

CHARACTER /58

SUSTAINABILITY /74

MATERIAL /86



THE POWER OF COLOURS

As flower designer Ruby Barber knows, colours change everything. That is also obvious when you look at our unique MIENA bowls.



MODERN BATHROOM PLANNING

Interior designer Sarah Maier talks about interior trends, seamless bathrooms and the NEXSYS.



L'ART DU LUXE

Luxury meets personality. At Le Roch, the special boutique hotel in Paris. Bathrooms naturally with KALDEWEI.



MAKE A SUSTAINED IMPRESSION

The artists' collective Skeleton Sea is fighting against plastic in the oceans. Just like KALDEWEI and the WWF.



MORE THAN JUST A WORK MATERIAL

KALDEWEI steel enamel is the material dream bathrooms are made of.

QUICKFINDER.

INSTANT RAPTURE.

There are many beautiful ways of creating a contemporary bathroom. Regardless of whether minimalist and modern, or timelessly elegant, with KALDEWEI you will always find the right bathroom object to suit your style. The best way to find our products fast in this magazine is to use our Quickfinder.

CAYONOPLAN



24

CENTRO



54

CENTRO DUO 1



50

CLASSIC DUO OVAL




68

CONOFLAT



70

MEISTERSTÜCK
CENTRO DUO OVAL



72

MIENA



22

NEXSYS




42

PURO



44

SUPERPLAN



52

Overview of all products from page 96

THE POWER OF
COLOURS





A RIOT OF NATURAL COLOUR.

THERE'S MORE TO COLOUR THAN MEETS THE EYE.
FLORAL DESIGNER RUBY BARBER HARNESSSES THE
POETRY OF NATURAL HUES IN HER ARRANGEMENTS.
WE TALK ABOUT HOW COLOUR INFLUENCES OUR
MOOD, TRENDS AND WHY THE BATHROOM IS THE
PERFECT PLACE FOR FLOWERS.

Words by **CHRISTIANE WINTER**
Photography by **EVELYN DRAGAN & REINHARD HUNGER**



The name Mary Lennox is borrowed from a literary figure, a young orphan who discovers a secret garden on the estate of her uncle in the eponymous children's book. The Secret Garden is also one of the all-time favourite stories since childhood of the Australian floral designer Ruby Barber, who named her studio after the young secret gardener. "The book celebrates the beauty, the mystery and the rejuvenating power of nature," says Barber. "My first flower studio was on the corner of Mary and Lennox Streets in Sydney, and the name for this studio let me combine two wonderful things: the geographic location and 'The Secret Garden'".

Ruby Barber, aka Mary Lennox, has since relocated to Berlin, where she works for a select portfolio of international clients. Her luxurious, poetic flower arrangements add a beautiful final touch to high-calibre interior and fashion shoots. "Colours can really lift the mood of a room," she

says. "The primary colours have a very emotional appeal. Reds, for example, are passionate and fiery; blues are calming and add depth, while yellow stands for freshness and cheerfulness. White neutralises and clarifies. And in between these shades there are numerous gradations and potential combinations." Barber personally prefers muted, harmonious shades: "They keep my head clear."

A moment spent looking at one of Barber's flower arrangements reveals the sheer detail and artistry that has gone into creating it. A great place for a show-stopping arrangement is the bathroom. "It's a real five-star sensation," says Barber. "The place where you retreat to relax and unwind can be elevated to a higher plane by the addition of fresh flowers." Eye-catching arrangements in a favourite colour can help to underscore the personality of both the space and the owner. "We tend to associate our favourite colours with sensuous memories, people or smells. Or music. Everyone feels something different, it is very personal."

"Colours can really lift the mood of a room."





Flowers with a face: Ruby Barber loves anthuriums, also known as flamingo flowers.

Ruby Barber recommends brightly coloured blooms for interiors with smooth surfaces. There is no easier way of changing the mood of a room. The decisive factor is how

“We tend to associate our favourite colours with sensuous memories, people or smells. Or music.”

the colours work together. “For instance, if you have a collection of pretty perfume bottles displayed in your bathroom or other special items on the shelves, then you should pick muted, neutral-coloured blooms that harmonise with the colours of your bathroom furniture, the walls and the floors. White bouquets are also a good choice.”

Ruby Barber usually chooses three different shapes for the basic structure of her arrangements: first, blossoms with a “face”, like orchids, amaryllis or anthuriums; to these she adds long, slim exotic blooms, such as milkweed, foxtail lilies or miniature pineapples, and branches of blossom, like magnolia or tassel flowers. She then starts fleshing out this eye-catching structure with fine details. Highly concentrated and with serene calm, the slim Australian assembles

the bouquet, tries out different colours and shapes, occasionally removing sprays and putting them back in almost imperceptibly different position. Wholly engrossed in her work, her only visible emotion is a smile when something pleases her. One doesn’t like to disturb her except to silently offer a cup of tea.

In the spring, she likes to use yellow as the base colour, working with several shades all the way through to the lightest pastel. “Yellow stands for new beginnings, for freshness, for the sun,” she explains. And although she prefers light, muted colours herself, she sometimes lets herself be carried away by the sheer energy of bright yellow, incorporating it harmoniously in her bouquets, letting it shine but never dazzle.

Pantone’s current trend colours have inspired her to create very distinctive arrangements. The US colour specialist has focused on shades of red and orange as its key colours for the year: Fiesta, Jester Red, Turmeric and Living Coral, accented by Pink Peacock and Pressed Rose. This palette is broadened by two unusual shades of yellow: Lemon Verbena and Mango Mojito. Neutral trend shades like Soy Bean, Sweet Corn and Brown Granite create a base for beautiful contrasts.





A beautiful bathroom with a coloured washbasin, shower tray or bathtub is very special.

“Nature offers such a great diversity and I am perpetually discovering something new. It never gets dull.”

Splashes of colour that herald the arrival of spring harmonise beautifully with the natural colours of the Kaldewei Collection. An individual bathroom with a coloured washbasin, shower tray or bathtub is already very special, and a matching bouquet in your own favourite colour adds a personal and very luxurious touch.

If you pick a career that you love you’ll never have to work again: Ruby Barber is the best possible example of this saying. As a young girl, she would go to Flemington Market in Sydney with her friend and hunt for exotic flowers, branches and grasses. The girls would use them to make magnificent bouquets for their

friends and families – simply for the fun of it. Ruby Barber decided to make a career of this passion, became assistant to several renowned floral designers; she learned to create flower arrangements for photo and film productions and then opened her own studio in Sydney. In 2014 she relocated to Berlin and joined forces with Olivia Beattie. Mary Lennox continues to work primarily for clients in Europe, Australia and the US.

Barber’s work has very little in common with conventional floristry. None of her commissions could be described as “ordinary”, explains the 30-year-old; in fact, each and every one represents a new challenge. “Last summer, we did the flowers for a

wedding in Italy where we had to build sculptures of mud, straw and wilted flowers,” she says. And, naturally, the arrangements still had to look arrestingly beautiful. Another bride wanted the tables at her wedding decorated only with weeds. “The research was great fun, but sourcing the actual plants proved to be slightly more difficult.”

A sense of lightness and playfulness is characteristic of Ruby Barber’s creativity. She is constantly searching for special plants to use as centrepieces. “Nature has so many different varieties, and I am perpetually discovering something new. It just never gets dull.”



**A BEAUTIFUL UNION OF SHAPE
AND COLOUR: CCC BY KALDEWEI.**

If there's one place where colour truly comes into its own, it's the bathroom. Every item that isn't the traditional white stands out and is a clear statement of personality. The elegant, matt shades of our COORDINATED COLOURS COLLECTION put the integrative and expressive power of colour at your fingertips. With bathroom objects that harmonise with your personal colour scheme or create arresting visual highlights. Like, for example, the washbasins from our MIENA range.

M I E N A



DESIGN BY ANKE SALOMON

Minimalist design and delicate material combine to produce exquisite decorative quality: hardly any other object is a better adornment for bathrooms than our MIENA washbasin bowls. We exceeded technical boundaries in order to transform our robust enamelled steel into objects that appear fragile. This has allowed us to create a product line that not only has a huge visual impact when placed on lavishly-sized consoles, but which is also predestined to provide a colour counterpoint in the bathroom.

MODELS



COLOURS



The COORDINATED COLOURS COLLECTION offers you every opportunity to give your bathroom character. With colours coordinated with the latest tiling trends, you can immerse your entire bath in a single shade of colour. Create cosy accents with bathtub, shower surface and washbasin that harmonise in terms of style and colour. Or create highlights with striking colour contrasts. If you prefer glossy surfaces, you will love our bathroom colours: colour always gives bathrooms something special.


CAYONOPLAN



DESIGN BY KALDEWEI

CAYONOPLAN marks entry into the world of floor-level showers. At the same time, it offers you endless scope for individual bathroom design. Available in 22 different sizes, thanks to its low edge height, the CAYONOPLAN can both stand atop tiles with ease, or be installed at floor level. Twelve exquisite matt shades and five bathroom colours will effectively spotlight your shower surface. As a Perfect Match with the CAYONO bathtub and the PURO washbasin, it will give your bathroom design the finishing touch.

SHAPES



SIZES

- LENGTH from 70 to 100 cm
- WIDTH from 80 to 170 cm



COLOURS

You can order colour cards for the COORDINATED COLOURS COLLECTION and for bathroom colours easily and free of charge online in the service section of kaldewei.com



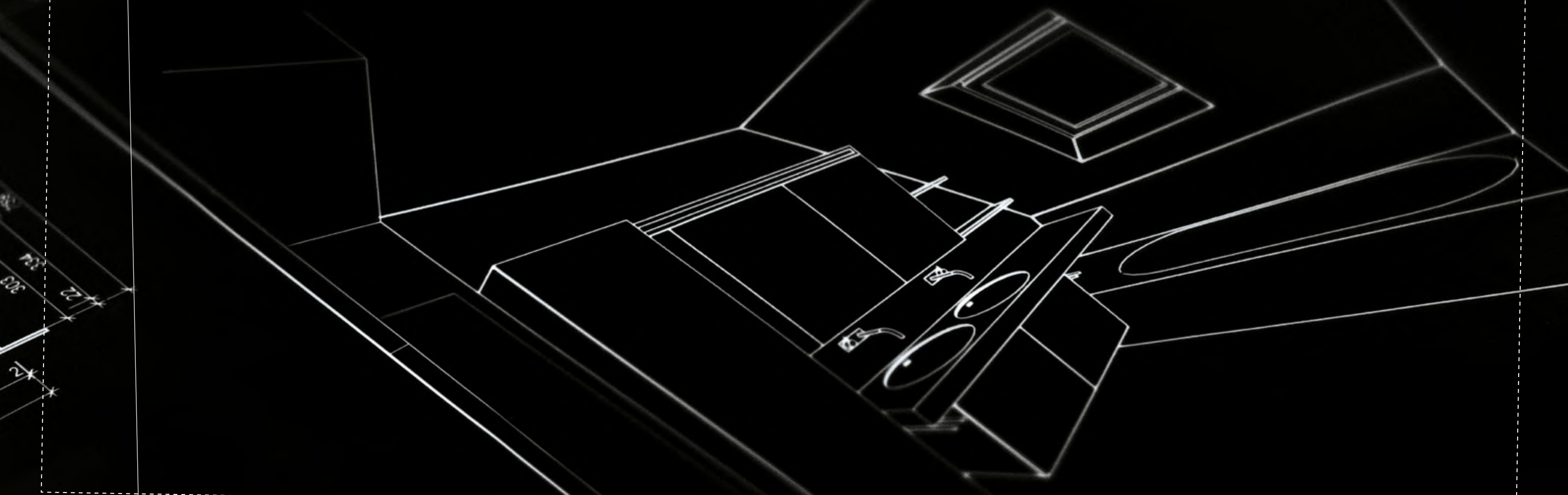
WASTE COVER
enamelled and chrome-plated

All versions and sizes at kaldewei.com



MODERN BATHROOM PLANNING

HOW TO GIVE A BATHROOM A DISTINCTIVE CHARACTER.



SARAH MAIER

SHE'S AN ARCHITECT, THE HEAD OF AN EXCLUSIVE INTERIOR DESIGN COMPANY AND CONSULTANT FOR ALL ASPECTS OF EXCLUSIVE LIVING AND DÉCOR. KALDEWEI ASKED THE STUTTGART-BASED STYLE EXPERT TO DESIGN TWO DREAM BATHROOMS.

Words by **KAREN MORIZ**
Photography by **EVELYN DRAGAN**

As she speaks, her pen flies over the sketchpad. Sarah Maier will often resort to drawing if she feels that her thoughts are faster than her words. Starting a conversation with the interior design expert from Stuttgart in southern Germany is easy. In a few, well-chosen words, she introduces herself and provides a thumbnail portrait of herself and her career: "Sarah Maier, born in 1977 in Stuttgart, I studied architecture and business administration, in 2006 I took over the family business with 20 employees, and am the fourth generation of the family to run the company. Our speciality: interior design, planning, execution and contractor services."

Four years ago the company, which was founded in 1910, moved its offices from Markgröningen to Stuttgart-Feuerbach, where it now resides in a large brick hall. Here, the "Sarah Maier Collection" with its wealth of interior ideas is presented in a gigantic showroom which is also used for events and parties. The adjacent carpenter's workshop specialises in veneer surfaces, the production of fitted furniture and individual solutions for all areas, including bathrooms. "Extraordinary interiors" is Sarah Maier's credo – and she more than delivers on this promise: the numerous design awards her company has won illustrate the high standard of the bespoke work it provides.

TIMELESSLY MODERN: SEAMLESS BATHROOM DESIGN.

“SEAMLESS, CALM SURFACES MAKE ANY BATHROOM LOOK BIGGER.”

When discussing a bathroom project, Sarah Maier's pen is possibly her most valuable assistant. She uses it to sketch ideas, to give an overview of the general shape of her vision – and illustrate why she thinks this is the best solution. No matter how modern or cool it is, a bathroom needs to have a soul, which is why Maier likes to use natural materials in bathrooms: “Natural materials speak to us.” Wood, fabric, enamelled steel and natural stone – for her, this is the perfect combination.

Although Sarah Maier is always buzzing with new ideas, it is striking just how carefully and attentively she listens. She asks smart questions, is mentally a step ahead and always on the ball. She delves into her extensive expertise and combs through the myriad interesting designs for the best solutions. “A bathroom refurbishment is an expensive project”, says Sarah Maier. “A project like this needs to look great, even in ten or fifteen years. It shouldn't give into the lure of trendy ideas which soon lose their appeal.”

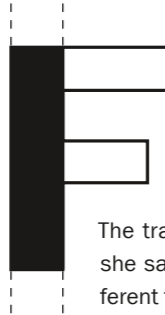
Large tiles, for instance, are not the best choice for all bathrooms: “Too much wastage”, she explains. Squint walls and other imperfections that most buildings, even new ones, usually require a lot of material to achieve satisfactory results.

Sarah Maier currently likes to work with seamless floor and wall coverings, such as PUR Loft®. “It is timeless, even though it's currently very much en vogue”, she says. “Seamless, calm surfaces make any bathroom look bigger.” There is a wide choice of different colours and finishes to choose from.





**“A DELIBERATE COLOUR
CHANGE IS A GREAT WAY TO
EMPHASISE THE DESIGN
OF THE BATHROOM OBJECTS.”**



For example, the floor-level NEXSYS shower tray by KALDEWEI is particularly effective when used with a seamless floor covering. The transition between floor and shower is perfect”, she says. “With NEXSYS, I have a choice of many different formats and colours and can select the flooring to match it – or create a contrast. A deliberate colour change is a great way to emphasise the design of the bathroom objects.”

The plans for the two KALDEWEI bathrooms in this magazine were very much driven by inspiration. “My visionary rooms are admittedly a lot bigger than most real-life bathrooms”, she says, “but that also makes sense, as these plans aim to celebrate the design and the combination of materials. I want to showcase the beauty of the grand soloists in a seamless ambience and the ‘Perfect Match’ of KALDEWEI bathroom solutions from a single series.”

As well as the KALDEWEI portfolio, she also went through dozens of material samples in every conceivable colour and texture, and combined them until she had found the perfect solution. “For me it is very important to actually touch the materials, and not just see them in photos. This gives me the best possible feel for what will work together.”




The COORDINATED COLOURS COLLECTION by KALDEWEI comprises a palette of twelve very special colours that can be combined for beautiful results. The colours also harmonise with wood and natural stone.



A beautiful expanse: NEXSYS adds a touch of luxury to every bathroom. Shower trays from KALDEWEI are available in many different colours and formats.






*“MY VISIONARY ROOMS ARE ADMITTEDLY
A LOT BIGGER THAN MOST REAL-LIFE
BATHROOMS, BUT THAT ALSO MAKES
SENSE, AS THESE PLANS AIM TO CELEBRATE
THE DESIGN AND THE COMBINATION
OF MATERIALS.”*



THE BEST OF BOTH WORLDS: CHANNEL DESIGN MEETS SHOWER SURFACE

To produce our first shower surface with waste channel we have done nothing less than reinvent the shower surface. Because despite all the advantages that the system offers in terms of fast, easy and extremely flat installation, what was central for us here was the look. The flat surface in superior steel enamel that slopes gently down to the delicately wrought channel waste cover, has incomparably pure lines. Everything about the NEXSYS flows towards its highlight – the design cover. And yes, it's quite acceptable to reinvent the shower surface to produce this icon of modern bathroom design.



HIGHLIGHT TO THE POWER OF 5: THE DESIGN COVERS.

There are 1,700 variations on the NEXSYS's unique design. This is largely down to the design cover. It is available in five attractive models and no matter which of the 17 colours and 20 dimensions you combine, the flush-fitted design cover will always be the centrepiece of the NEXSYS. So it's good to know that it can also stand up to a lot of pressure and offers freedom of movement across the entire shower surface.



Design cover powder-coated alpine white
NEXSYS in alpine white

Design cover polished stainless steel
NEXSYS in alpine white

Design cover brushed stainless steel
NEXSYS in alpine white

Design cover polished gold
NEXSYS in alpine white

Design cover brushed rose gold
NEXSYS in alpine white



COORDINATED COLOURS COLLECTION.

The colour range developed by KALDEWEI delivers matt shades that are perfectly coordinated to suit the latest tile trends. That means the NEXSYS can meld seamlessly with a tiled floor or provide a striking colour contrast. No matter what colour you choose, the NEXSYS can be delivered with special features such as EASY-CLEAN FINISH or anti-slip properties such as our SECURE PLUS surface finish. And when it comes to the matching waste cover: the KALDEWEI Product Configurator lets you run through all the possible permutations.

NEXSYS

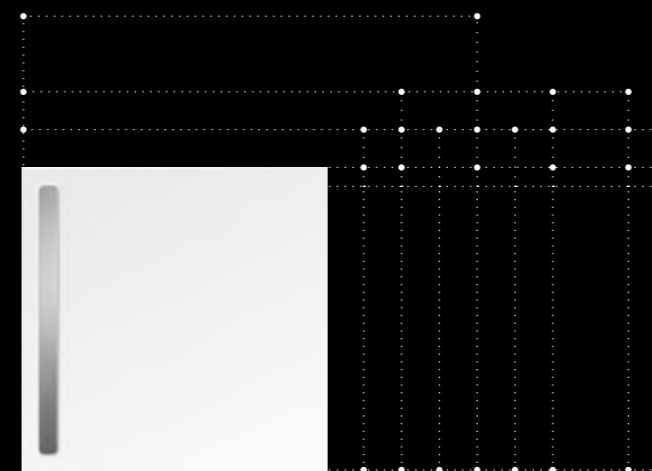


DESIGN BY KALDEWEI

Instantly recognisable as revolutionary: no shower surface has ever been so pure, minimalist and irresistibly attractive. Because the NEXSYS is a system of shower surface, waste channel and sloping support element. And it is only like this that a shower surface can be built with what appears to be a virtually continuous channel, similar to the waste channels of tiled showers. NEXSYS's advantages: it not only looks more modern and upmarket but also has a lower installation height than most tiled solutions, is more robust and longer-lasting and, as a seamless surface, protects effectively against moisture penetration. Even installation is ingeniously simple: put the system in place – all done! No complicated slope screeding, no installation frame. NEXSYS. The revolution in the bathroom.

DIVERSITY IS THE REAL STRENGTH.

One of the crucial new features is the greater range of sizes: as of now you can have the first floor-level shower surface with channel design in 20 different sizes – from 80 x 80 to 90 x 170 cm. That means the NEXSYS will fit into bathrooms of every size and shape proving that diversity and unique design are not mutually incompatible.



SIZES

80 x 80 cm	100 x 100 cm	120 x 120 cm	80 x 160 cm
80 x 90 cm	90 x 110 cm	90 x 130 cm	90 x 160 cm
90 x 90 cm	80 x 120 cm	80 x 140 cm	100 x 160 cm
80 x 100 cm	90 x 120 cm	90 x 140 cm	75 x 170 cm
90 x 100 cm	100 x 120 cm	100 x 140 cm	90 x 170 cm

SHAPES



P U R O



DESIGN BY ANKE SALOMON

Clean-lined, minimalist, high-end design is characteristic of both the PURO bathtubs and the PURO washbasin range. And they are available in an unheard-of wealth of different models that will set the pulse of any bathroom planner racing. PURO washbasins meet the most diverse wishes and needs, whether for small guest or large master bathrooms, ultra-lavish or ultra-practical, or whether for the whole family or a grand effect. So they're perfect for anybody looking for extraordinary solutions.

MODELS WASHBASIN



PURO WALL-HUNG/
COUNTERTOP WASHBASIN

(Rim height wall-hung washbasin 12 cm,
Rim height countertop washbasin 12 cm or 4 cm)



PURO BUILT-IN WASHBASIN



PURO UNDERCOUNTER WASHBASIN



PURO TWIN WASHBASIN

wall-hung or countertop versions
also available



PURO HAND WASHBASIN

wall-hung or countertop
versions also available



PURO S COUNTERTOP WASHBASIN


(Rim height 12 cm or 4 cm)

OTHER BATHTUB MODELS



PURO STAR

comfort-focused single-seater with
grab rails; waste and overflow at foot end



PURO with overflow at side

also available as PURO STAR
WITH SIDE-POSITIONED OVERFLOW



PURO DUO

“THERE ARE SEVERAL VERY GOOD DESIGN PROGRAMS FOR PLANNING ROOMS. THEY ALLOW ME TO EXPERIMENT WITH WHAT LOOKS GOOD IN A BATHROOM, AND WHAT DOESN'T. THE BIM AND 3D DATA PROVIDED BY KALDEWEI ARE USEFUL FOR CREATING VISUALISATIONS.”

Sarah Maier's second bathroom design focuses on a topic that is particularly important when planning small bathrooms: the layout of the objects. "Layout is a key criterion for the shapes", she says and sketches a curve. The rounded corner of the CENTRO DUO 1 bathtub is the perfect solution, also in terms of looks. "The rounded edges mean that you can see more of the floor, which makes the bathroom look bigger." The washbasin from the CENTRO series echoes the shape of the bath and brings the ensemble together to form a harmonious whole: "A perfect match!"

She transforms her ideas into images with the help of a computer. "There are several very good

design programs for planning rooms. They allow me to experiment with what looks good in a bathroom, and what doesn't. The BIM and 3D data provided by KALDEWEI are useful for creating visualisations."

The three-dimensional perspectives of the room provide a good impression of what the bathrooms will eventually look like. With a few clicks, the colours and the materials of the wall and floor coverings can be switched, allowing several design variants to be compared. Sarah Maier uses professional applications like these to flesh out her designs and present them to clients. This is state of the art in the interior design sector. But, as she explains, she always sketches her initial ideas on paper: "I am, quite simply, a lot faster with a pen."



THE WASHBASIN ECHOES THE SHAPE OF THE BATH: PERFECT MATCH.



THE MATCHING SHOWER SURFACE.

With the COORDINATED COLOURS COLLECTION the colour of shower surfaces can be adapted to suit the floor tiles which makes a bathroom look bigger.



SPECIAL FEATURE: ROUNDED CORNER.

A rounded corner on a bathtub not only saves space in real terms but also makes the bathroom look bigger because more of the floor is visible.



CENTRO DUO 1



DESIGN BY SOTTASS ASSOCIATI


The CENTRO DUO 1 holds a special position among the KALDEWEI bathtubs. Only this bathtub is available as a built-in version with a rounded corner. This is a visual highlight that, on the one hand, accentuates the underlying oval shape of this bathtub family. On the other hand, it encourages the use of panelling that makes space usable, and thus allows for crucial greater freedom of movement, particularly in small bathrooms. For the perfectly matching shower surface and the washbasin from the CENTRO line, for instance.

SHAPES



CENTRO DUO OVAL

BUILT-IN VERSIONS



CENTRO DUO



CENTRO DUO 1
right/left



CENTRO DUO 2



CENTRO DUO OVAL

MEISTERSTÜCKE



MEISTERSTÜCK CENTRO DUO 1
for right/left corner installation with
fully-enamelled panelling on two sides




MEISTERSTÜCK CENTRO DUO 2
for installation against a wall with
fully-enamelled panelling
fully-enamelled panelling on two sides



MEISTERSTÜCK CENTRO DUO OVAL

The MEISTERSTÜCKE are only available in alpine white.

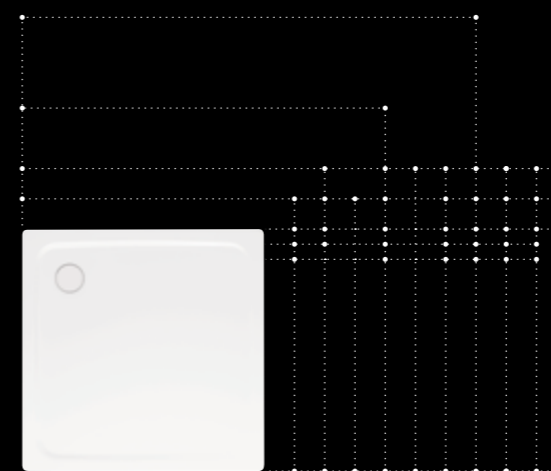
SUPERPLAN



DESIGN BY KALDEWEI

Less is more, as the SUPERPLAN impressively proves. With a height of only 2.5 cm, this shower surface is extremely flat, making it ideal for floor-level installation. Its elegant design – to which the discreet enamelled waste cover also contributes – makes everyday showering an exclusive experience. Thanks to the large choice of different sizes the SUPERPLAN will fit with ease into any bathroom.

SHAPES



SUPERPLAN

from 75 x 80 cm to 120 x 120 cm

SUPERPLAN PLUS

from 80 x 80 cm to 150 x 150 cm

SUPERPLAN XXL

from 90 x 130 cm to 100 x 180 cm

The SUPERPLAN product family offers a comprehensive range of sizes for all requirements and absolutely any bathroom. And no matter whether virtually or completely floor-level, all the accessories for perfect installation – from waste cover to time-saving installation frame – come with the accustomed KALDEWEI quality.



WASTE COVER
enamelled and chrome-plated



SUPERPLAN PLUS

Purism is being revolutionised. The enamelled waste cover fits flush and harmoniously into the overall design of the SUPERPLAN PLUS. With its low built height it is ideal for floor-level installation and, being available in 14 different sizes, will fit harmoniously into any bathroom. And no matter which colour you choose, the waste cover will always match.



SUPERPLAN XXL

The floor-level SUPERPLAN XXL shower surfaces are the new giants in the bathroom. They offer scope for two people to shower together and, like their little sisters, are available in a vast range of colours. Taking freedom of movement to a completely new level, these showers are now available with the virtually invisible SECURE PLUS anti-slip surface finish.

C E N T R O



DESIGN BY ANKE SALOMON

The minimalist lines and unfussy elegance of the CENTRO bathtub family have been transferred to washbasins. With a design concept based on the circle, a very distinctive geometry has been created with curving radii and fluid contours. The lavish width of the rim is particularly striking when set against the round, enamelled waste cover. It lends the washbasin distinctive character which stands out both in modern and traditional-style bathrooms, irrespective of the taps you choose. In addition, with the EASY-CLEAN finish, the CENTRO washbasins virtually clean themselves.

MODELS



CENTRO WALL-HUNG/COUNTERTOP WASHBASIN
(Rim height 12 cm)



CENTRO COUNTERTOP WASHBASIN
(Rim height 4 cm)

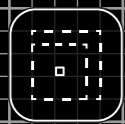


CENTRO UNDERCOUNTER WASHBASIN

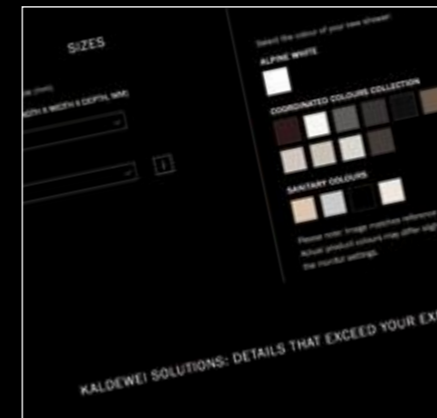
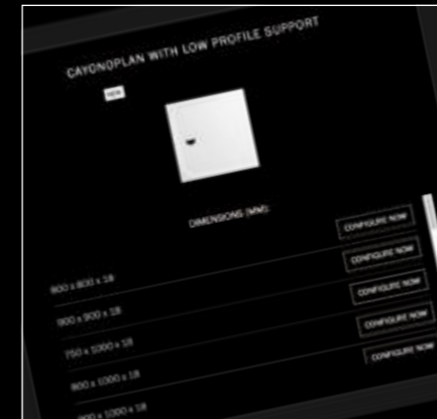

COLOURS

The CENTRO washbasin range is available in the depicted matt shades of the COORDINATED COLOURS COLLECTION and in four selected bathroom colours. And, of course, in alpine white.





THE DIGITAL PRODUCT CONFIGURATOR



SIMPLY CONFIGURE YOUR OWN DREAM BATHROOM.

You want nothing less than the perfect bathroom object. The KALDEWEI Product Configurator will guide you to it. Whether you are looking for a washbasin, shower surface or bathtub – this is where you can see all models and versions at a glance. Once you've chosen a product, you will be taken through your customisation options step by step. Configure your object, try out different sizes, colours and rails, and see how the components harmonise together. The Configurator will also show you components – such as surface finishes, music or wellness accessories – that will further enhance and personalise your object. And don't forget the right accessories for professional installation. Once you are absolutely satisfied, you can print out your results or send them by e-mail – to your nearest installer, for instance. And if you want to see your product in action live, you'll find both a bathroom showroom and installers at kaldewei.com

Configure now at
kaldewei.com/productconfigurator

*THE MOST BEAUTIFUL FORM OF INDIVIDUALITY:
BECOMING INCOMPARABLE.*





L'ART DU LUXE.

Endless expanses of pale marble, ornate furniture in shades of cream and gold: much of what the world considers the embodiment of absolute luxury can be traced back to Paris. Accordingly, the city's 5-star deluxe hotels strive to provide their guests with furnishings that would please the tastes of an absolutist monarch. Not so Le Roch. This boutique hotel celebrates its unique style and décor unapologetically. The vision of this upscale establishment is to allow guests to enjoy the essence of Paris – while feeling completely at home.





AN ELEGANT HOME FROM HOME.

The Le Roch Hôtel & Spa is an oasis not far from the bustle around the Louvre. The first 5-star hotel operated by Compagnie Hotelière de Bagatelle opened in July 2017 and soon established itself as the premier address for travellers who value design and comfort over the anonymous grandeur of international hotel chains. The 37-bedroom hotel is deeply inspired by the city, and particularly the district of Saint Honoré. The Parisian designer Sarah Lavoine sprinkled her inimitable magic over the building, creating a landmark of aesthetics, a hotel that exudes understated luxury and achieves an unrivalled style in an abode that welcomes its guest like an elegant home. Enter the hotel from Rue Saint-Roch – a quiet side street just off Place Vendôme – and you instantly sense the draw, pulling you in, past the lobby through to the library and the fireplace, into the cosy, velvet-upholstered lounge,

LE ROCH CELEBRATES THE LUXURY OF
BEING UTTERLY DIFFERENT FROM
OTHER 5-STAR HOTELS: MORE RELAXED,
IDIOSYNCRATIC, UNMISTAKABLE.
AFTER ALL, THIS IS PARIS.

to the gleaming bar, the cosy dining room (where chef Rémy Bererd serves his signature elegant yet understated cuisine inspired by seasonal ingredients) or out into the sunny, verdant courtyard. Sarah Lavoine's dramatic interior colour scheme, based on peacock blue, sage green, teal and charcoal, never seems overwhelming. Instead, the more time you spend here, the more you feel like you're in someone's particularly chic and very pleasant home, with furniture arranged in lively and inviting groups. From the restaurant to the public spaces and the bedrooms: every single detail has been selected with care to contribute a special nuance to the overall aura of laid-back luxury. In the almost extravagantly large bathrooms the KALDEWEI objects take centre stage, gleaming with the promise of stylish relaxation, revealing that the hotel shares KALDEWEI's commitment to both design and wellness. The highly attentive and dedicated staff also make Le Roch a very special place, even in a city known for upscale service. A concierge service is also available, called Chefs d'Or, which will, amongst other things, organise a personal valet or a private chauffeur-driven car. The bespoke shopping service is possibly slightly less attractive, with the world-famous Rue Saint-Honoré and the department stores Printemps and Galeries Lafayette just around the corner and the Jardin des Tuileries only a short five-minute walk away.



*AN EXTRA STAR FOR
THE BATHROOMS.*

Even the five suites exude the effortless and slightly quirky Parisian elegance that makes this establishment stand out. Solid walnut floors, thick Berber rugs designed by Sarah Lavoine and smooth, cool Carrara marble all express the confidence that Le Roch will continue to fascinate long after other design hotels are considering an update. KALDEWEI's bathtubs occupy a very special place in the hotel – as part of the Hammams, the highlight of each suite, with their magnificent Moroccan zellige tiles that echo and complement the room's individual colour scheme. This is where our CLASSIC DUO OVAL shows that

its purist formal language merges seamlessly with any style, including, naturally, the hotel's combination of Parisian chic and edgy contemporary elegance. Like zelliges, the sheer beauty and clarity of KALDEWEI bathtubs is underpinned by their more practical aspects, such as longevity and being supremely easy to clean. Which, incidentally, are important considerations for a 5-star hotel with a spa. And because Paris has an abundance of taste and style, KALDEWEI shower trays and bathtubs are featured in each of the 37 lavish bathrooms.





LUXURY REDEFINED – AT HOTELS AND IN YOUR BATHROOM.

We are familiar with many spectacular hotels long before they officially open their doors. Because KALDEWEI is a highly valued partner for construction projects worldwide. There is as much demand for our bathroom expertise as for our bathroom solutions. The vast range of models, the many different sizes, colour variations and customisation options all give planners, architects and interior designers enormous creative scope. And allow you to redefine your understanding of luxury.

That also means that you don't have to make any compromises whatsoever in terms of quality. Like leading hotels worldwide, you benefit from the advantages that bathroom objects made of KALDEWEI steel enamel offer: exceptional robustness, easy maintenance and virtually incomparable longevity. In addition, we are constantly adding enhanced, smart sound insulation and sealing solutions.

So it's no wonder that luxury hotels around the world choose KALDEWEI. Where else does the freedom of almost limitless customisation come together with the highest standards of quality. Indeed – and perhaps in your bathroom as well soon.

C L A S S I C D U O O V A L



DESIGN BY SOTTASS ASSOCIATI

The outstanding feature of the CLASSIC DUO bathtubs is their timeless, balanced shape: as reduced as necessary, as comfortable as possible. Thanks to two identical backrests, two people can bathe comfortably together in these bathtubs. The visual pleasure and the delightful bathing experience can even be enhanced due to the simply incredible range of extras with which the CLASSIC DUO can be refined. Or professionalised – for whirl use in spas, for instance. Meanwhile those who wish to offer their guests something truly special: in the CLASSIC DUO they can even bathe in music – with the SOUND WAVE audio system.

SHAPE



CLASSIC DUO OVAL

BUILT-IN VERSIONS



CLASSIC DUO OVAL



CLASSIC DUO

MEISTERSTÜCK



CLASSIC DUO OVAL

Available for CLASSIC DUO models except for MEISTERSTÜCK versions: designer grab rails, inflow and waste technology, whirl and light systems, whirl technology, sound insulation, SKIN TOUCH, SOUND WAVE and various colours and anti-slip surface finishes.

C O N O F L A T



DESIGN BY SOTTASS ASSOCIATI


The CONOFLAT's enamelled waste cover that forms the central focal point fits as seamlessly into the surface as the shower surface itself integrates into the floor. Its elegant aesthetic offers unbounded freedom of movement. Because with a shower surface of up to 180 cm wide, there's ample room even for big personalities. Especially given that the CONOFLAT provides all the options for customisation that make a bathroom unique.

SHAPES



SIZES

- LENGTH from 75 to 120 cm
- WIDTH from 80 to 180 cm



WASTE FITTING
enamelled and absolutely flush
with the shower surface

SECURE PLUS


The all-over SECURE PLUS enamelling from KALDEWEI sets new standards in surface finishes. Available in all colours of the COORDINATED COLOURS COLLECTION, the anti-slip enamelling is virtually invisible on the shower surface and merges discreetly with the bathroom design. Safety has never been more beautiful.



CONOFLAT
with SECURE PLUS

ANTI-SLIP/FULL ANTI-SLIP

The ANTI-SLIP and FULL ANTI-SLIP enamelling developed in KALDEWEI's own labs is virtually invisible and is permanently annealed into the KALDEWEI steel enamel. The flat matrix of anti-slip dots feels pleasant underfoot yet still possesses certified anti-slip properties. Those who choose bathtubs and shower tubs from KALDEWEI set great store by aesthetics and design. Here too, the anti-slip and full anti-slip enamelling is perfectly harmonised with the shapes of the bathtubs and shower tubs.



CONOFLAT
with FULL ANTI-SLIP



CONOFLAT
with ANTI-SLIP

MEISTERSTÜCK CENTRO DUO OVAL



DESIGN BY SOTTASS ASSOCIATI

When a fountain of youth meets a design icon: the MEISTERSTÜCK CLASSIC DUO OVAL is the first freestanding bathtub in which you can enjoy our SKIN TOUCH EMOTION. While microfine air bubbles make your skin noticeably softer, changing light moods provide moments of sensuality. The KALDEWEI wellness system can be operated easily via a control panel. It's a combination that will turn any bathroom into your personal spa.

SHAPES



MEISTERSTÜCK CENTRO DUO OVAL

SKIN TOUCH EMOTION



Boost the stimulating and vitalising effect of SKIN TOUCH. With SKIN TOUCH EMOTION you can round off the sensual bathing experience with the effect of atmospheric spectral light that you can easily operate with a dedicated control panel.

Now also available with MEISTERSTÜCKE.



The MEISTERSTÜCKE are only available in alpine white

All versions and sizes at kaldewei.com



**SUSTAINABILITY.
THE GOOD FEELING WHEN LUXURY
MEETS RESPONSIBILITY.**

THE BATTLE AGAINST PLASTIC

SKELETON SEA, A GROUP OF SURFERS IN PORTUGAL, IS FIGHTING TO CLEAN UP THE OCEANS. THEIR ART INSTALLATIONS MADE WITH PLASTIC GARBAGE HAVE A SERIOUS MESSAGE: WE COULD DESTROY THE WORLD IF WE CONTINUE TO USE PLASTIC.

Words by **CHRISTIANE WINTER**
Photography by **XANDI KREUZEDER & SKELETON SEA**



Surfer Adam Bennett, a Skeleton Sea ambassador.

“KEEP THE OCEANS CLEAN.”

A WALL OF PLASTIC WASTE A KILOMETRE LONG

The birth of Skeleton Sea came after a long hike lasting several hours to a remote surfing spot in the Azores. Accompanied by donkeys to carry their boards, Alexander “Xandi” Kreuzeder and a couple of friends walked across the island of São Jorge to the beach. When he finally caught sight of the Atlantic coast behind a peak, he couldn’t believe his eyes: “There was a kilometre-long wall of coloured plastic waste which had washed ashore”, he says. The 56-year-old from Munich, who moved to the Portuguese surf hot-spot Ericeira with his family many years ago, remembers the moment with great clarity. Dumbfounded, they trekked along the beach, surrounded by old drums, tubing and plastic bags: “We simply couldn’t get into the water.”



Skeleton Sea built a sea turtle with plastic waste from the ocean for KALDEWEI. The sculpture is on display at the Iconic World in Ahlen and it stands for the company’s support of WWF.



*(from the left)
Xandi Kreuzeder at work.
Artwork “Roxy Mermaid”.
Skeleton Sea: Xandi Kreuzeder (on the right) with his wife Isabell and João Parrinha at their surf camp in Ericeira, Portugal.*



A sculpture made of discarded beach sandals: "Free FlipFlop II".

Perfect waves: Along Portugal's coasts the Atlantic offers the ideal conditions for surfing – if it wasn't for the waste... (from the left) surfer Tai Graham, Joao Parrinha

Spanish artist Luis de Dios and João Parrinha, an artist from Portugal, began working with the materials they found on the beach. Xandi Kreuzeder, who was a surfboard shaper and sports photographer, met them and was instantly inspired. "We started collecting the garbage and making sculptures out of it", he says. Huge fish made of washed up beach sandals and flippers, sea creatures made of inner tubing, polystyrene and plastic bottles. This was the birth of the art collective Skeleton Sea – and the idea of fighting to keep the oceans clean. That was back in 2005.

Since then, Kreuzeder, Parrinha and their fellow artists-cum-activists have been travelling the world to spread their message: "Keep the oceans clean." They show their sculptures in museums, at surf festivals, trade shows and street-art events. The money they make through these activities just about covers the organisation's costs and pays for the transportation of the artworks. A three-person Skeleton Sea team holds info workshops and art events in schools and other institutions for children and young people. "This is about their future", says Kreuzeder. "We need to sensitise the kids and build awareness."

Every year, around 12.7 million tons of plastic waste is tipped into the world's oceans. Every single piece of plastic that ends up in the sea stays there, even if it is no longer visible to the naked eye. UV radiation and movement of the waves erodes it until it is microplastic and plastic powder. Fish ingest these particles, which then – through the food chain – end up in our bodies.

"We teach them about these dangers", says Xandi Kreuzeder. "Everyone should avoid plastic wherever they can. That's why we take the kids down to the beach to pick up plastic waste and turn it into sculptures. As memorials and warning beacons."

"THE BEST THING IS TO AVOID PLASTIC AS FAR AS POSSIBLE. THAT IS THE MESSAGE WE WANT TO SHARE."

ACTING SUSTAINABLY IS SECOND NATURE TO US.

If you have been transforming natural raw materials into long-lasting, timelessly beautiful products for over 100 years and if, as a family-run business you think in terms of generations, then the subject of sustainability is firmly and immutably enshrined in your DNA. Take our enamelled steel, for instance – a future-proof material for bathroom products that is 100% recyclable and even consists of 20% recycled steel. With a material like that, it is only logical that we make our production and transport just as gentle on resources.

In 2017 KALDEWEI received the Green Good Design Award for ecologically outstanding products. And then, not least, there's our 30-year warranty which sets products made of our material apart from plastic alternatives and makes them the ideal choice for eco-friendly, climate-neutral building. In fact, sustainability even pays off as an element of green building certification to, say, LEED standard. And don't forget that thanks to the long lifecycle, our products retain their value for many years.



WORKING TOGETHER TO PRESERVE OUR ENVIRONMENT.

As a family business, however, we are also thinking even further ahead – about future generations and the kind of environment we will be bequeathing to them. That is why we have made a commitment to preserve the ocean habitats that connect all of us and which are threatened by the rapidly swelling tide of plastic waste. As a partner of the WWF we are supporting a model project that will lastingly and effectively reduce the amount of plastic waste entering the oceans. The aim here is to make plastics too valuable to simply throw them away. For KALDEWEI this is a further, smarter step to a more sustainable future.



MEKONG DELTA



THE WWF AND KALDEWEI ARE PROMOTING WASTE SEPARATION IN THE MEKONG DELTA. TO PREVENT 2,300 TONS OF PLASTIC REACHING THE OCEAN IN THE FIRST PLACE.

Plastic enters the ocean via rivers – particularly via the Mekong because in Vietnam most waste is still disposed of in the countryside. If the Mekong breaks its banks during the rainy season, it takes tons of plastic waste with it into the Pacific. The Long An model project aims to permanently prevent this.

Waste is being turned into opportunities.

Long An is a province in the northwest of the Mekong Delta. And, like the rest of Vietnam, it cannot cope with its waste problem. That is why the WWF/KALDEWEI model project is aiming to boost entrepreneurialism and turn waste into an economic factor. “More than 80 per cent of the waste in the Mekong Delta is organic,” says Trinh Thi Long from WWF Vietnam. If the waste is already separated at household level, the organic and plastic components can be sorted out, and sold as fertiliser and/or reusable materials which will contribute to financing the system. It’s a win-win situation both for small local businesses and for the environment.

Vision: avoid 60,000 tons of plastic waste.

In this way, 2,300 tons of plastic waste can be collected per year in Long An alone. And freed-up capacity at dumps and incinerators can then be used to reduce the mountains of waste scattered around the countryside. Involving the local population is also part of the project – because if the locals can be encouraged to join in, the model project will also be implemented in other districts and provinces in the Mekong Delta. That will then mean 60,000 tons of plastic per year that can be collected and recycled, instead of going into the ocean.



KALDEWEI
SUPPORTS
THE WWF
GERMAN MARINE
PROGRAM

KALDEWEI

THE WWF MEKONG PROJECT IN FIGURES.

- Project location: Long An in the Mekong Delta, Vietnam
- Development of a recycling system for 1.5 million people
- 2,300 tons less plastic waste in the short term in Long An province alone.
- In the medium term, 60,000 tons less plastic per annum in the entire Mekong Delta.



PERFECT BATHROOM OBJECTS ARE
MADE OF A PERFECT MATERIAL:
KALDEWEI STEEL ENAMEL.



FOR THOSE WHO WANT THE BEST.

Outstanding quality, breathtaking design and a sense of immense value – everything that you expect of a KALDEWEI bathroom object is based on our material: KALDEWEI steel enamel.

We have always worked exclusively with steel enamel, a material that has become the most important part of our DNA. No wonder, because only steel enamel offers the necessary mix of robustness and elegant malleability that allows us to give form to our distinctive design language. And it is only with steel enamel that we can create a surface that is without compare, its exquisiteness, beauty and preciousness evident every time you touch it.



INCOMPARABLE FROM THE VERY FIRST MOMENT.

One reason for the superior material quality of our products: our enamel formulation which we have developed ourselves as the only manufacturer worldwide and produce only at our works in Ahlen.

Our superior steel – envied by many – is also perfectly balanced in terms of its components: it is this balance that allows steel and enamel to enter into the perfect symbiosis. It is a moment of refinement in which products are created for an eternity – iconic bathroom objects with flawless surfaces and exceptional longevity.



KALDEWEI USES ONLY
NATURAL RAW MATERIALS.

SUPERIOR TODAY, EVEN BETTER TOMORROW.


KALDEWEI steel enamel: for us, it's the most state-of-the-art and best material for your bathroom. Made from natural raw materials, 100% recyclable and sustainable: that makes it the most up-to-date answer to today's challenges.

And to ensure it stays that way, we apply our decades of expertise to continuously enhancing both the formula and our manufacturing techniques. We develop special anti-slip finishes for groundbreaking innovations and constantly come up with new, compelling colour variations.

Experience the fascination of KALDEWEI steel enamel for yourself! We promise that you'll love it just as much as we have been doing for over 100 years.



Processing with absolute precision.



Flawless surfaces thanks to enameled steel.

KALDEWEI STEEL ENAMEL WINS HANDS DOWN.

Choosing KALDEWEI is only logical because if you consider everything that the surface of a fine bathroom object has to deal with over the course of decades, there is only one material that can really stand up to it all and keep its value: KALDEWEI steel enamel.

Also logical: If you're as convinced about your material as we are, you will be happy to give a 30-year warranty. So that you can enjoy your KALDEWEI bathroom objects for years to come, and enjoy the satisfying feeling that you have made the right decision.



BEAUTIFUL SHAPE FOREVER

Temperature fluctuations don't affect KALDEWEI steel enamel at all. That prevents cracks and moisture damage.



CHEMICAL RESISTANT

The surface is resistant to perfume, bath additives and conventional household cleaning agents.



UV RESISTANT

Our KALDEWEI steel enamel does not fade or yellow, and always keeps its original colour.



100% SUSTAINABLE

Bathroom products made of KALDEWEI steel enamel consist of glass and steel and are produced from natural raw materials that can be fully recycled.



SCRATCH AND IMPACT RESISTANT

Because it is far harder than acrylic, KALDEWEI steel enamel is particularly resilient.




HEAT RESISTANT

Burning or glowing objects leave no burn or smoke marks.



EASY TO CLEAN AND HYGIENIC


The vitreous surface is hygienic and easy to clean.

A modern bathroom with a textured wall, a sink, a shower tray, and large rocks on the floor. The scene is lit with warm, natural light from a window on the right. The wall has a rough, stone-like texture. A white sink is mounted on a dark countertop. A shower tray is visible in the foreground. Large, dark, rough-textured rocks are placed on the floor. A wooden shelf is mounted on the wall. The floor is made of dark, textured tiles.

INCOMPARABLE DIVERSITY TOO:
ICONIC BATHROOM SOLUTIONS BY KALDEWEI.

SHOWER SURFACES

SYSTEM ©



NEXSYS

80 x 80 cm	100 x 100 cm	120 x 120 cm	80 x 160 cm
80 x 90 cm	90 x 110 cm	90 x 130 cm	90 x 160 cm
90 x 90 cm	80 x 120 cm	80 x 140 cm	100 x 160 cm
80 x 100 cm	90 x 120 cm	90 x 140 cm	75 x 170 cm
90 x 100 cm	100 x 120 cm	100 x 140 cm	90 x 170 cm

AVANTGARDE ◆◆◆




SUPERPLAN PLUS

80 x 80 x 2.5 cm	70 x 120 x 2.5 cm
90 x 90 x 2.5 cm	75 x 120 x 2.5 cm
75 x 100 x 2.5 cm	80 x 120 x 2.5 cm
80 x 100 x 2.5 cm	90 x 120 x 2.5 cm
90 x 100 x 2.5 cm	100 x 120 x 2.5 cm
100 x 100 x 2.5 cm	120 x 120 x 2.5 cm
90 x 110 x 2.5 cm	150 x 150 x 5.2 cm



XETIS

90 x 90 cm	90 x 140 cm
100 x 100 cm	100 x 140 cm
80 x 120 cm	90 x 170 cm
90 x 120 cm	100 x 170 cm
100 x 120 cm	90 x 180 cm
120 x 120 cm	100 x 180 cm
80 x 140 cm	



CONOFLAT

80 x 80 cm	80 x 110 cm	80 x 130 cm	90 x 150 cm	90 x 170 cm
75 x 90 cm	90 x 110 cm	90 x 130 cm	100 x 150 cm	100 x 170 cm
80 x 90 cm	100 x 110 cm	100 x 130 cm	75 x 160 cm	80 x 180 cm
90 x 90 cm	80 x 120 cm	80 x 140 cm	80 x 160 cm	90 x 180 cm
80 x 100 cm	90 x 120 cm	90 x 140 cm	90 x 160 cm	100 x 180 cm
90 x 100 cm	100 x 120 cm	100 x 140 cm	100 x 160 cm	
100 x 100 cm	120 x 120 cm	80 x 150 cm	75 x 170 cm	

Design Sottsass Associati

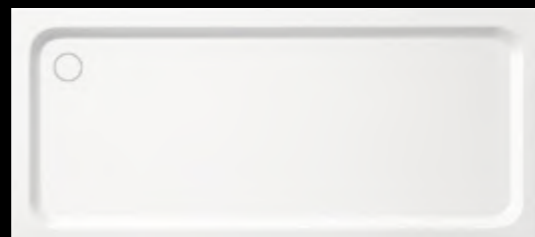
AMBIENTE ◆◆◆



ARRONDO


90 x 90 x 2.5 cm
100 x 100 x 2.5 cm
90 x 90 x 6.5 cm*
100 x 100 x 6.5 cm*

*Also available with shaped panelling



DUSCHPLAN XXL

70 x 140 x 6.5 cm
75 x 140 x 6.5 cm
100 x 140 x 6.5 cm
70 x 170 x 6.5 cm
75 x 170 x 6.5 cm



DUSCHPLAN

75 x 80 x 6.5 cm	100 x 100 x 6.5 cm
80 x 80 x 6.5 cm	90 x 110 x 6.5 cm
70 x 90 x 6.5 cm	70 x 120 x 6.5 cm
75 x 90 x 6.5 cm	75 x 120 x 6.5 cm
80 x 90 x 6.5 cm	80 x 120 x 6.5 cm
90 x 90 x 6.5 cm	90 x 120 x 6.5 cm
75 x 100 x 6.5 cm	100 x 120 x 6.5 cm
80 x 100 x 6.5 cm	120 x 120 x 6.5 cm
90 x 100 x 6.5 cm	

AMBIENTE ◆◆◆



SCONA

75 x 80 cm	90 x 100 cm	90 x 120 cm	80 x 140 cm	70 x 160 cm	100 x 170 cm
80 x 80 cm	100 x 100 cm	100 x 120 cm	90 x 140 cm	75 x 160 cm	80 x 180 cm
70 x 90 cm	80 x 110 cm	120 x 120 cm	100 x 140 cm	80 x 160 cm	90 x 180 cm
75 x 90 cm	90 x 110 cm	80 x 130 cm	70 x 150 cm	90 x 160 cm	100 x 180 cm
80 x 90 cm	100 x 110 cm	90 x 130 cm	75 x 150 cm	100 x 160 cm	
90 x 90 cm	70 x 120 cm	100 x 130 cm	80 x 150 cm	70 x 170 cm	
75 x 100 cm	75 x 120 cm	70 x 140 cm	90 x 150 cm	75 x 170 cm	
80 x 100 cm	80 x 120 cm	75 x 140 cm	100 x 150 cm	90 x 170 cm	

In Switzerland, exclusively available from selected specialist distributors.



SUPERPLAN

75 x 80 x 2.5 cm	75 x 100 x 2.5 cm	75 x 120 x 2.5 cm
80 x 80 x 2.5 cm	80 x 100 x 2.5 cm	80 x 120 x 2.5 cm
70 x 90 x 2.5 cm	90 x 100 x 2.5 cm	90 x 120 x 2.5 cm
75 x 90 x 2.5 cm	100 x 100 x 2.5 cm	100 x 120 x 2.5 cm
80 x 90 x 2.5 cm	90 x 110 x 2.5 cm	120 x 120 x 2.5 cm
90 x 90 x 2.5 cm	70 x 120 x 2.5 cm	



CORNEZZA

90 x 90 x 2.5 cm
100 x 100 x 2.5 cm
90 x 90 x 6.5 cm
100 x 100 x 6.5 cm



SUPERPLAN XXL

90 x 130 x 2.5 cm	70 x 150 x 3.9 cm	75 x 160 x 4.0 cm	80 x 170 x 4.9 cm
70 x 140 x 3.9 cm	75 x 150 x 4.0 cm	80 x 160 x 4.0 cm	90 x 170 x 5.1 cm
75 x 140 x 4.0 cm	80 x 150 x 4.0 cm	90 x 160 x 4.3 cm	100 x 170 x 5.1 cm
80 x 140 x 4.0 cm	90 x 150 x 4.3 cm	100 x 160 x 4.3 cm	80 x 180 x 4.7 cm
90 x 140 x 4.3 cm	100 x 150 x 4.3 cm	70 x 170 x 4.7 cm	90 x 180 x 5.1 cm
100 x 140 x 4.3 cm	70 x 160 x 3.9 cm	75 x 170 x 4.7 cm	100 x 180 x 5.1 cm

ADVANTAGE ◆◆◆



CAYONOPLAN

80 x 80 x 1.8 cm	70 x 120 x 1.8 cm	75 x 150 x 2.5 cm
75 x 90 x 1.8 cm	75 x 120 x 1.8 cm	80 x 150 x 2.5 cm
90 x 90 x 1.8 cm	80 x 120 x 1.8 cm	90 x 150 x 2.5 cm
75 x 100 x 1.8 cm	90 x 120 x 1.8 cm	75 x 160 x 2.5 cm
80 x 100 x 1.8 cm	80 x 130 x 2.5 cm	80 x 160 x 2.5 cm
90 x 100 x 1.8 cm	80 x 140 x 2.5 cm	70 x 170 x 2.5 cm
100 x 100 x 1.8 cm	90 x 140 x 2.5 cm	75 x 170 x 2.5 cm
75 x 110 x 1.8 cm		



SANIDUSCH

75 x 80 x 2.5 cm
80 x 80 x 2.5 cm
75 x 90 x 2.5 cm
90 x 90 x 2.5 cm



ZIRKON

90 x 75 x 3.5 cm	90 x 90 x 3.5 cm
80 x 80 x 3.5 cm	80 x 100 x 3.5 cm
90 x 80 x 3.5 cm	100 x 100 x 3.5 cm
100 x 80 x 3.5 cm	80 x 80 x 6.5 cm
75 x 90 x 3.5 cm	90 x 90 x 6.5 cm
80 x 90 x 3.5 cm	100 x 100 x 6.5 cm


















SANIDUSCH
















70 x 75 x 14 cm	80 x 90 x 14 cm
75 x 80 x 14 cm	90 x 90 x 14 cm
80 x 80 x 14 cm	80 x 100 x 14 cm
70 x 85 x 14 cm	100 x 100 x 14 cm
70 x 90 x 14 cm	80 x 120 x 14 cm
75 x 90 x 14 cm	

BATH TUBS








AVANTGARDE ◆◆◆

	ASYMMETRIC DUO 170 x 80 x 40 cm 180 x 90 x 40 cm 190 x 100 x 40 cm also available with whirl system		CENTRO DUO 170 x 75 x 46 cm 180 x 80 x 46 cm also available with whirl system		CENTRO DUO 1 right/left 170 x 75 x 46 cm 180 x 80 x 46 cm also available with whirl system
	CENTRO DUO 2 170 x 75 x 46 cm 180 x 80 x 46 cm also available with whirl system		CENTRO DUO OVAL 170 x 75 x 46 cm 180 x 80 x 46 cm also available with whirl system and panelling		CONODUO 170 x 75 x 42 cm 180 x 80 x 42 cm* 190 x 90 x 42 cm* 200 x 100 x 42 cm* also available with whirl system and panelling* Design Sottsass Associati
	ELLIPSO DUO 190 x 100 x 44 cm also available with whirl system		ELLIPSO DUO OVAL 190 x 100 x 44 cm also available with whirl system or panelling		INCAVA 170 x 75 x 40 cm 180 x 80 x 42.5 cm 190 x 90 x 42.5 cm Design Anke Salomon
	MEGA DUO 180 x 90 x 44 cm also available with whirl system		MEGA DUO 6 214 x 90 x 44 cm also available with whirl system		MEGA DUO OVAL 180 x 90 x 44 cm also available with whirl system and panelling
	PLAZA DUO right/left 180 x 80 x 42 cm 180 x 120 x 42 cm also available with whirl system		STUDIO/STUDIO STAR right/left 170 x 90 x 42 cm also available with whirl system and panelling		TWIN POOL 170 x 100 x 46 cm also available with whirl system

AMBIENTE ◆◆◆

	CLASSIC DUO 160 x 70 x 42 cm 170 x 70 x 42 cm 170 x 75 x 42 cm 180 x 75 x 42 cm 180 x 80 x 42 cm 190 x 90 x 42 cm also available with whirl system		CLASSIC DUO OVAL 160 x 70 x 42 cm 170 x 70 x 42 cm 170 x 75 x 42 cm 180 x 80 x 42 cm also available with whirl system		DYNA SET/ DYNA SET STAR 160 x 70 x 42 cm 150 x 75 x 42 cm 170 x 75 x 42 cm 180 x 80 x 42 cm also available with whirl system
	PURO/PURO STAR 160 x 70 x 41 cm 170 x 70 x 41 cm 170 x 75 x 41 cm 170 x 80 x 41 cm 180 x 80 x 41 cm 190 x 90 x 41 cm also available with whirl system		PURO/PURO STAR with side-positioned overflow 160 x 70 x 41 cm 170 x 70 x 41 cm 170 x 75 x 41 cm 170 x 80 x 41 cm 180 x 80 x 41 cm 190 x 90 x 41 cm also available with whirl system		PURO DUO 170 x 75 x 41 cm 180 x 80 x 41 cm 190 x 90 x 41 cm also available with whirl system
	PURO SET WIDE right/left 170 x 75 x 38 cm also available with whirl system		RONDO/RONDO STAR 170 x 75 x 43.5 cm 180 x 80 x 43.5 cm also available with whirl system		SILENIO 170 x 75 x 40 cm 180 x 80 x 42.5 cm 190 x 90 x 43.5 cm Design Anke Salomon
	VAIO/VAIO STAR 170 x 80 x 42 cm also available with whirl system		VAIO 6/VAIO 6 STAR 190 x 90 x 42 cm also available with whirl system		VAIO DUO 180 x 80 x 42 cm also available with whirl system
	VAIO DUO 6 210 x 80 x 42 cm also available with whirl system		VAIO DUO 8 180 x 80 x 42 cm also available with whirl system		VAIO DUO OVAL 180 x 80 x 42 cm also available with whirl system and panelling

AMBIENTE ◆◆◆

	VAIO SET/VAIO SET STAR 160 x 70 x 42 cm 150 x 75 x 42 cm 170 x 75 x 42 cm 180 x 80 x 42 cm also available with whirl system		CAYONO/CAYONO STAR 150 x 70 x 40 cm 160 x 70 x 40 cm 170 x 70 x 40 cm 170 x 75 x 40 cm 180 x 80 x 40 cm		CAYONO DUO 170 x 75 x 40 cm 180 x 80 x 40 cm		MINI/MINI STAR right/left 157 x 47.5 x 42 cm 157 x 70 x 42 cm 157 x 50 x 42 cm 157 x 75 x 42 cm
	SANIFORM PLUS/ SANIFORM PLUS STAR 140 x 70 x 40 cm 150 x 70 x 40 cm 160 x 70 x 40 cm 170 x 70 x 40 cm 170 x 73 x 40 cm 180 x 75 x 40 cm 170 x 75 x 40 cm 180 x 80 x 42 cm 140 x 75 x 47 cm 160 x 75 x 47 cm		SANIFORM/ SANIFORM STAR 175 x 75 x 42 cm		SANIFORM V1-V4/ SANIFORM V1-V4 STAR 160 x 70 x 40 cm		

ADVANTAGE ◆◆◆

MEISTERSTÜCK ㉫

	MEISTERSTÜCK EMERSO 180 x 80 x 40 cm Design Arik Levy		MEISTERSTÜCK INCAVA 175 x 76 x 42.5 cm Design Anke Salomon
	MEISTERSTÜCK CENTRO DUO OVAL 170 x 75 x 46 cm 180 x 80 x 46 cm also available with whirl system		MEISTERSTÜCK CENTRO DUO 1 right/left 170 x 75 x 46 cm 180 x 80 x 46 cm
	MEISTERSTÜCK CENTRO DUO 2 170 x 75 x 46 cm 180 x 80 x 46 cm		MEISTERSTÜCK CONODUO 170 x 75 x 42 cm 180 x 80 x 42 cm also available with whirl system Design Sottsass Associati
	MEISTERSTÜCK CONODUO 1 right/left 170 x 75 x 42 cm 180 x 80 x 42 cm Design Sottsass Associati		MEISTERSTÜCK CONODUO 2 170 x 75 x 42 cm 180 x 80 x 42 cm Design Sottsass Associati
	MEISTERSTÜCK CLASSIC DUO OVAL 170 x 75 x 42 cm 180 x 80 x 42 cm	ACCESSORIES, DÉCOR, CUSTOMISATION. When fitting out your dream bathroom, at KALDEWEI you will also find the equipment for perfect installation, as well as innovative accessories that enhance both daily use and functionality. Transform your bathtub into a spa, a fountain of youth, a concert hall. All options for enhancing your product and making your bathroom even more beautiful can be seen in the Product Configurator at kaldewei.com	

ADVANTAGE, AMBIENTE, AVANTGARDE: product segments that differ in terms of price, design quality and exclusivity of décor, but not with regard to the material. MEISTERSTÜCK: exclusive, mostly freestanding bathtubs with enamelled panelling. SYSTEM: product consists of several pre-installed elements.

AVANTGARDE ◆◆◆
AMBIENTE ◆◆◆
ADVANTAGE ◆◆◆
MEISTERSTÜCK ㉫
SYSTEM ㉫

WASHBASINS

MEISTERSTÜCK [®]

AVANTGARDE ◆◆◆

AMBIENTE ◆◆◆

MEISTERSTÜCK EMERSON




Freestanding washbasin
52 x 42 x 90 cm

EMERSON



Built-in washbasin
52 x 42 x 3.2 cm
72 x 42 x 3.2 cm

MIENA



Washbasin bowl
40 x 40 cm
58 x 38 cm



Washbasin bowl
Ø 38 cm
Ø 45 cm


SILENIO



Undercounter washbasin
60 x 46 x 12 cm
90 x 46 x 12 cm
120 x 46 x 12 cm



Countertop washbasin 12 cm
60 x 46 x 12 cm
90 x 46 x 12 cm
120 x 46 x 12 cm



Countertop washbasin 4 cm
60 x 46 x 4 cm
90 x 46 x 4 cm



Wall-hung washbasin
60 x 46 x 1.4 cm
90 x 46 x 1.4 cm
120 x 46 x 1.4 cm



Built-in washbasin
63.4 x 39.1 cm
93.4 x 39.1 cm

CENTRO



Wall-hung washbasin
60 x 50 x 12 cm
90 x 50 x 12 cm



Countertop washbasin 12 cm
60 x 50 x 12 cm
90 x 50 x 12 cm



Countertop washbasin 4 cm
60 x 50 x 4 cm
90 x 50 x 4 cm




Undercounter washbasin
61 x 38 cm
91 x 38 cm

PURO



Wall-hung washbasin
46 x 46 x 12 cm
60 x 46 x 12 cm
90 x 46 x 12 cm
120 x 46 x 12 cm



Wall-hung twin washbasin
130 x 46 x 12 cm



Countertop washbasin 12 cm
46 x 46 x 12 cm
60 x 46 x 12 cm
90 x 46 x 12 cm
120 x 46 x 12 cm



Countertop twin washbasin
130 x 46 x 12 cm

CONO



Wall-hung washbasin
50 x 50 x 12 cm
60 x 50 x 12 cm
90 x 50 x 12 cm
120 x 50 x 12 cm



Countertop washbasin 12 cm
50 x 50 x 12 cm
60 x 50 x 12 cm
90 x 50 x 12 cm



Countertop washbasin 4 cm
50 x 50 x 4 cm
60 x 50 x 4 cm
90 x 50 x 4 cm




Built-in washbasin
50 x 50 x 1.4 cm
60 x 50 x 1.4 cm
90 x 50 x 1.4 cm
120 x 50 x 1.4 cm




Countertop washbasin 4 cm
46 x 46 x 4 cm
60 x 46 x 4 cm
90 x 46 x 4 cm




Built-in washbasin
46 x 46 x 1.4 cm
60 x 46 x 1.4 cm
90 x 46 x 1.4 cm
120 x 46 x 1.4 cm




Undercounter washbasin
46 x 38.5 cm
60 x 38.5 cm
90 x 38.5 cm




Wall-hung hand washbasin
55 x 30 x 10 cm




Countertop hand washbasin
55 x 30 x 10 cm



Undercounter washbasin
47 x 38.1 cm
56.9 x 38.2 cm
86.9 x 38.2 cm



Wall-hung hand washbasin
55 x 30 x 10 cm



Countertop hand washbasin
55 x 30 x 10 cm

PURO S




Countertop washbasin 12 cm
60 x 38.5 x 12 cm
90 x 38.5 x 12 cm



Countertop washbasin 4 cm
60 x 38.5 x 4 cm
90 x 38.5 x 4 cm

CLASSIC



Undercounter washbasin
Ø 36 cm
Ø 42 cm

YOU'LL NEVER MISS ANOTHER
BATHROOM HIGHLIGHT
WITH THE KALDEWEI NEWS.

The KALDEWEI Magazine is a way of finding out about trends, new products, and inspiring people and places. The KALDEWEI Newsletter will keep you even more up to date. If you subscribe, we will send you all details of the latest bathroom highlights directly by e-mail. Whether it's upcoming trade fairs, technical innovations or spectacular reference objects – with the KALDEWEI Newsletter you will be in the know first. Subscribe now at kaldewei.com/newsletter

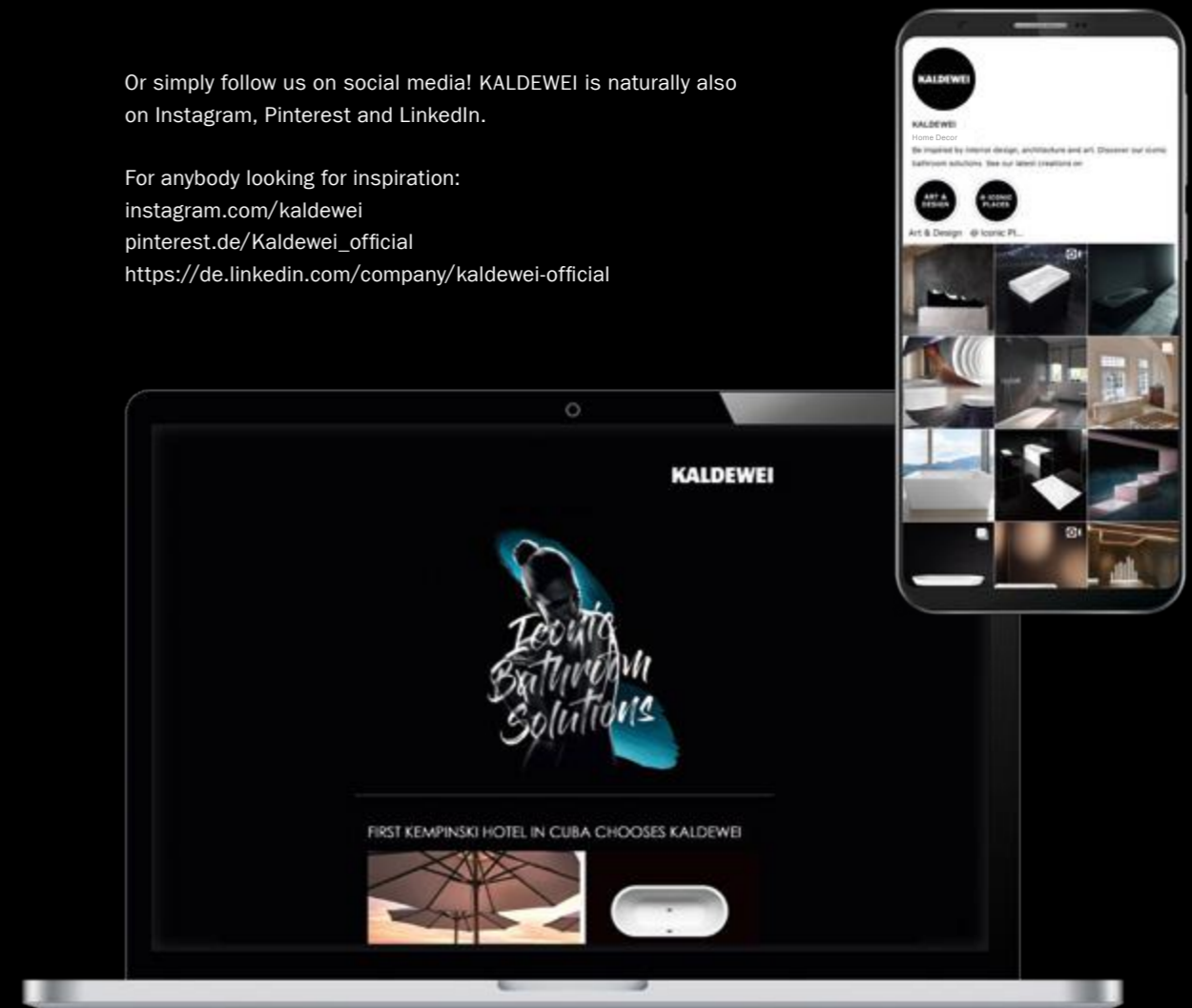
Or simply follow us on social media! KALDEWEI is naturally also on Instagram, Pinterest and LinkedIn.

For anybody looking for inspiration:

[instagram.com/kaldewei](https://www.instagram.com/kaldewei)


[pinterest.de/Kaldewei_official](https://www.pinterest.de/Kaldewei_official)

<https://de.linkedin.com/company/kaldewei-official>



**SIMPLY PLAN AND INSTALL WITH
KALDEWEI'S DIGITAL HELPERS.**

Our digital services will assist you on the way to your dream bathroom. They encompass professional planning, finding and customising products, sourcing trained installers, organising delivery dates, and they allow installers to check that a product is being fitted correctly.
At kaldewei.com



PRODUCT CONFIGURATOR

Configure your KALDEWEI product now.



CATALOGUES & COLOUR CARDS

Order your chosen material online.



SHOWER PLANNER

Find the right shower to suit your bathroom's size and shape.



KALDEWEI MEDIA LIBRARY

Download technical data, images & videos.

DIGITAL SERVICES

100
YEARS
ICONIC
BATHROOM
SOLUTIONS

KALDEWEI