

BISQUE

Beautiful radiators for stylish interiors



40th Edition
JULY 2019

In the spotlight

New to Bisque, the **Balmoral** towel radiator is now available with a colour insert.



The **Traditional** range are now available in both electric and dual fuel options.



Bisque are celebrating 40 years of iconic design in 2019.



A warm welcome

Bisque was founded in 1979 and quickly became a company with a mission - to offer beautiful but practical radiators in the most exciting styles, colours and finishes.

From timeless classics to the latest in energy efficient designs, our radiators can be found in wide variety of locations from The Shard to Highgrove House and our commitment to design, innovation and customer service has seen us regularly win awards, including CoolBrands and the BKU Award for Best Heating Brand.

This year Bisque are celebrating 40 years of beautiful radiators! Over the years Bisque have worked with up and coming designers to create high quality gorgeous products. We remain driven by enthusiastic people who understand how much a beautiful radiator can transform interiors.

On our website you will find even more inspirational imagery, together with handy tools such as our easy-to-use heatloss calculator, installation guides and our unique colour and valve selector tool, which allows you to see every stock model in every available finish and with complementary valves. You can also order free colour samples so that you can be confident that the finish you have chosen is the perfect fit for your home.

For the very latest from Bisque follow us at

Twitter: [@BisqueRadiators](#)

Facebook: [BisqueradiatorsUK](#)

Instagram: [Bisque_radiators](#)

Pinterest: [Bisqueradiators](#)

LinkedIn: [Bisque Radiators](#)

YouTube: [Bisque Radiators](#)



We are proud to have won the BKU award for Best Heating Brand for 3 years in a row.

"It's been nearly 40 years since Bisque's radical, award-winning radiators first hit the stunned interiors market. Since then, it has delivered more than 40 funky, flexible designs and its innovative approach hasn't stopped"

Livingetc

"[Bisque]...bringing you luxurious, stylish radiators and adding excitement to the world of heating"
Kitchens, Bedrooms & Bathrooms

Accredited Premium Partner
of the Society of British and
International Design (SBID)



*Pinchy is the Bisque mascot.
Keep a lookout for him.*



How to size a radiator

To establish the heat output required you can consult your plumber or use the Bisque heat loss calculator found on our website. Our sales teams will be happy to assist with any calculations.

We keep over 300 sizes in stock but many radiator styles are also available in a further range of bespoke sizes.

Technical data

Heat outputs listed in the brochure are given in watts and british thermal units (btus). All outputs have been determined according to EN 442 by independent laboratories and are shown at operating temperatures of ΔT= 50K.

Technical information is shown on page 138 of this brochure. Detailed installation information can be found on our website.

All of our products are compliant with European regulations.



Colour and finishes

The majority of our radiators are available from stock in at least 2-3 finishes, which we believe will complement most interiors. However, for many ranges there is a great selection of other options available to order and this is indicated by a colours price under the model listing.

As there is a variety in options between ranges, please consult the Colours section on page 158 to see which radiators are available with which colours and finishes.

Pipe centres

Where models have underside connections we have listed the pipe centres. However please note that these may alter depending on the installation e.g. if a supplementary heater is fitted. Please check carefully before drilling holes in tiles or wood flooring.

Delivery charge

Prices quoted include free delivery to the UK mainland for radiators and towel radiators. Orders for valves, fans, elements and accessories with a net order value under £100 are subject to a processing charge of £10 + VAT

Warranty

Warranty terms differ according to material and manufacture. The Tetro range has a 15 year warranty and our stainless steel radiators have a 10 year warranty. All other central heating radiators have a 5 year warranty. Radiators with electric heating elements have a 2 year warranty. Warranties are subject to correct installation to current standards / water treatments and use.


Please see the inside back cover of this brochure for our Terms and Conditions.

Contents

- Electric option
- Dual fuel option
- Bespoke sizes available
- Stainless Steel*
- Aluminium

Towel Rails and Radiators


4	Alban	38	Lissett towel
8	Archibald	42	Olga
10	Balmoral	46	Orbit
12	Blok towel	50	Osbourne
16	Buckingham	52	Pera
18	Chime	56	Quill
22	Classic towel	60	Straight fronted
28	Deline	66	Svelte
34	Gio	70	Tetro towel



* Stainless Steel towel rails are recommended for wet rooms due to the high moisture levels

General Purpose Radiators

74	Arteplano	112	Flow Form
80	Blok	116	Hot Spring
86	Classic	120	Lissett
102	Decorative panel	126	Tetro
108	Finn	132	Trubi



Misc

138	Technical data
146	Valves
154	Electric and supplementary heaters
155	Deluxe air vents / Pipe kits
156	Accessories
158	Colours and special finishes





Alban

The rectangular version of our popular Chime has the same sparkling appeal but with a perpendicular style. Cantilevered rails allow for even the plumpest towels to be easily slid on and off. Great for family bathrooms, the Alban can be installed with the rails to the left or right.

Have you considered...



Electric models
Rails supplied as standard with non-adjustable thermostat. Please allow 100 mm beneath the rail for the flex. See page 154.



Supplementary Heater Connection
Electric BTH thermostat supplied in chrome to match rail.
***pipe centres may be affected.**

stainless steel



ALB-100-50

height: 1000 mm / 40 ins
length: 500 mm / 20 ins
output: 256 watts / 873 btu

*pipe centres: 50 mm

mirror finish: £708 +VAT £849.60

supplementary heater (200 watts):
BTH-200: £145 £174.00



ALB-140-50

height: 1380 mm / 55 ins
length: 500 mm / 20 ins
output: 332 watts / 1133 btu

*pipe centres: 50 mm

mirror finish: £854 +VAT £1024.80

supplementary heater (250 watts):
BTH-250: £145 £174.00



ALB-180-50

height: 1760 mm / 70 ins
length: 500 mm / 20 ins
output: 417 watts / 1423 btu

*pipe centres: 50 mm

mirror finish: £1025 +VAT £1230.00

supplementary heater (300 watts):
BTH-300: £145 £174.00



ALBEL-100-50/F ALBER-100-50/F

height: 1070 mm / 43 ins
length: 500 mm / 20 ins
output: 200 watts

mirror finish: £779 +VAT £934.80



ALBEL-140-50/F ALBER-140-50/F

height: 1450 mm / 58 ins
length: 500 mm / 20 ins
output: 250 watts

mirror finish: £930 +VAT £1116.00



ALBEL-180-50/F ALBER-180-50/F

height: 1830 mm / 73 ins
length: 500 mm / 20 ins
output: 300 watts


mirror finish: £1107 +VAT £1328.40

It's all in the detail...

- prices inclusive of VAT are shown in green
- prices surrounded by a white box indicate stock items
- projection from wall to front face: 100 – 125 mm
- rail can be installed with the tubes to the right or the left



For pipes from wall we recommend **valve set W** see page 149.



Have you considered...



For pipes from wall or the floor we recommend **valve set D** see page 148.



ARB-120-50

height: 1230 mm / 49 ins
length: 525 mm / 21 ins
white output: 336 watts / 1146 btu
chrome output: 233 watts / 795 btu

		+VAT
white (RAL 9016):	£636	£763.20
colours:	£795	£954.00
chrome:	£814	£976.90



ARBE-120-50/F Electric

height: 1230 mm / 49 ins
length: 525 mm / 21 ins
output: 200 watts

		+VAT
white (RAL 9016):	£740	£888.00
colours:	£925	£1110.00
chrome:	£947	£1136.64

Towel Rails and Radiators



Designed by
Leo Salzedo

It's all in the detail...

- prices inclusive of VAT are shown in green
- prices surrounded by a white box indicate stock items / white (RAL 9016) and colours: please allow 5 – 6 weeks
- projection from wall to front face: 105 mm




Archibald

Move over Jeeves. This award-winning hottie caters perfectly for the modern home. Its sleek, sinuous form will ensure that your towels are served warm and dry. Designed by Leo Salzedo for Bisque.

Have you considered...



For pipes from wall or floor we recommend **valve set RM**, see page 148. Available from stock in chrome it can also be ordered in bright nickel, polished brass, antique bronze and antique gold finishes. Colour matching available on central heating models only.



BALM

height: 850 mm / 34 ins
length: 735 mm / 29 ins
chrome output: 683 watts / 2330 btu

chrome:	£1274	+VAT £1528.80
bright nickel:	£1593	£1911.60
polished brass:	£2230	£2676.00
antique brass:	£2230	£2676.00
antique bronze:	£2230	£2676.00
antique copper:	£2230	£2676.00
polished copper:	£2230	£2676.00
brushed copper:	£2230	£2676.00
antique gold:	£2357	£2828.40
dark gold:	£2357	£2828.40



BALME/F Electric

height: 850 mm / 34 ins
length: 735 mm / 29 ins
chrome output: 683 watts / 2330 btu

chrome:	£1525	+VAT £1830.00
bright nickel:	£1868	£2241.60
polished brass:	£2553	£3063.60
antique brass:	£2553	£3063.60
antique bronze:	£2553	£3063.60
antique copper:	£2553	£3063.60
polished copper:	£2553	£3063.60
brushed copper:	£2553	£3063.60
antique gold:	£2690	£3228.00
dark gold:	£2690	£3228.00



BALMM/F Dual Fuel

height: 850 mm / 34 ins
length: 735 mm / 29 ins
chrome output: 683 watts / 2330 btu

chrome:	£1419	+VAT £1702.80
bright nickel:	£1738	£2085.60
polished brass:	£2375	£2850.00
antique brass:	£2375	£2850.00
antique bronze:	£2375	£2850.00
antique copper:	£2375	£2850.00
polished copper:	£2375	£2850.00
brushed copper:	£2375	£2850.00
antique gold:	£2502	£3002.40
dark gold:	£2502	£3002.40

Polished brass and colour match
to Farrow & Ball Calamine



It's all in the detail...

- prices inclusive of VAT are shown in green
- prices surrounded by a white box indicate stock items / other finishes: please allow 8 – 10 weeks
- lead times for colour matching vary - please contact our sales team for more information
- projection from wall to front face: 250 mm



Balmoral

The Balmoral is the perfect radiator for large, vintage bathrooms as it will both heat the space and keep your towels warm and dry. This Victorian style, ball jointed towel rail comes with a beautiful chrome finish but can also be ordered in a range of fabulous finishes including nickel, brass and antique bronze.

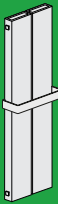
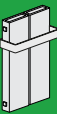


Blok towel

Calm and chic, the Blok towel radiator complements the clean lines of modern bathrooms and kitchens. Compact and with a good heat output, this energy efficient radiator is suitable for both large and small spaces.

Blok towel

aluminium



Other finishes are available for this product via our colour matching service - see page 158.

BLAT-60-33*


height: 590 mm / 24 ins
length: 327 mm / 13 ins
output: 297 watts / 1013 btu

		+VAT
white (RAL 9016):	£470	£564.00
volcanic:	£470	£564.00
aluminium:	£555	£666.00
champagne:	£555	£666.00
nickel:	£555	£666.00
marron:	£555	£666.00
white sable:	£555	£666.00

BLAT-130-33

height: 1290 mm / 51 ins
length: 327 mm / 13 ins
output: 562 watts / 1918 btu

		+VAT
white (RAL 9016):	£551	£661.20
volcanic:	£551	£661.20
aluminium:	£656	£787.20
champagne:	£656	£787.20
nickel:	£656	£787.20
marron:	£656	£787.20
white sable:	£656	£787.20

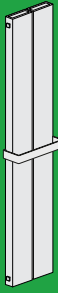


BLAT-160-33

height: 1590 mm / 63 ins
length: 327 mm / 13 ins
output: 675 watts / 2303 btu

		+VAT
white (RAL 9016):	£592	£710.40
volcanic:	£592	£710.40
aluminium:	£708	£849.60
champagne:	£708	£849.60
nickel:	£708	£849.60
marron:	£708	£849.60
white sable:	£708	£849.60

additional polished aluminium rail:
BLAR-33: £130 £156.00



BLAT-190-33

height: 1890 mm / 75 ins
length: 327 mm / 13 ins
output: 789 watts / 2692 btu

		+VAT
white (RAL 9016):	£638	£765.60
volcanic:	£638	£765.60
aluminium:	£765	£918.00
champagne:	£765	£918.00
nickel:	£765	£918.00
marron:	£765	£918.00
white sable:	£765	£918.00

additional polished aluminium rail:
BLAR-33: £130 £156.00

Have you considered...



For pipes from floor we recommend **valve set K** see page 151.



*Model **BLAT-60-33** is designed for cloakrooms and comes with a narrower towel rail so it can fit into small spaces. **One rail is included with each model.**

Towel Rails and Radiators



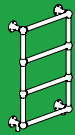
It's all in the detail...

- prices inclusive of VAT are shown in green
- one rail is included with each model
- prices in a white box indicate stock items / aluminium, champagne, nickel, marron and white sable: please allow 4 – 6 weeks
- other finishes are available for this product via our colour matching service see page 158
- **BLAT-60-33** projection from wall to front face: 80 mm (rail adds 38 mm)
- all other models projection from wall to front face: 80 mm (rail adds 66 mm)

Have you considered...



For pipes from wall we recommend **valve set RM**, see page 148.
Available from stock in chrome it can also be ordered in bright nickel, polished brass, antique bronze and antique gold finishes.



BUCK

height: 750 mm / 30 ins
length: 500 mm / 20 ins
chrome output: 175 watts / 597 btu
pipe centres: 425 mm

chrome:	£772	+VAT £926.40
bright nickel:	£965	£1158.00
polished brass:	£1351	£1621.20
antique brass:	£1351	£1621.20
antique bronze:	£1351	£1621.20
antique copper:	£1351	£1621.20
polished copper:	£1351	£1621.20
brushed copper:	£1351	£1621.20
antique gold:	£1428	£1713.60
dark gold:	£1428	£1713.60



BUCKM/F Dual Fuel

height: 750 mm / 30 ins
length: 500 mm / 20 ins
chrome output: 175 watts / 597 btu
pipe centres: 425 mm

chrome:	£917	+VAT £1100.40
bright nickel:	£1110	£1332.00
polished brass:	£1351	£1621.20
antique brass:	£1496	£1795.20
antique bronze:	£1496	£1795.20
antique copper:	£1496	£1795.20
polished copper:	£1496	£1795.20
brushed copper:	£1496	£1795.20
antique gold:	£1573	£1887.60
dark gold:	£1573	£1887.60



BUCKE/F Electric

height: 750 mm / 30 ins
length: 500 mm / 20 ins
chrome output: 175 watts / 597 btu
pipe centres: 425 mm

chrome:	£986	+VAT £1183.20
bright nickel:	£1193	£1431.60
polished brass:	£1351	£1621.20
antique brass:	£1608	£1929.60
antique bronze:	£1608	£1929.60
antique copper:	£1608	£1929.60
polished copper:	£1608	£1929.60
brushed copper:	£1608	£1929.60
antique gold:	£1691	£2029.20
dark gold:	£1691	£2029.20

Polished brass


It's all in the detail...

- prices inclusive of VAT are shown in green
- prices surrounded by a white box indicate stock items / other finishes: please allow 5 – 6 weeks
- available to order in a range of Deluxe finishes - see page 166
- projection from wall to front face: 120 mm



Buckingham

The timeless style of this compact, ball jointed towel rail complements both modern and traditional bathrooms. Made from chromed brass it can be used on both central heating and hot water systems. It is also available to order in a range of fabulous finishes including nickel, brass and antique bronze.



Chime

This gleaming towel rail hits all the right notes. Made from highly polished stainless steel, its attractively chunky rails allows for towels to be easily slid on and off. The rail can be installed with the horizontal tubes to the right or the left.

Chime

stainless steel



CHM-100-50

height: 1000 mm / 40 ins
length: 500 mm / 20 ins
volcanic output: 382 watts / 1302 btu
mirror output: 276 watts / 942 btu

*pipe centres: 50 mm

volcanic: £483 +VAT £579.60
mirror finish: £721 £865.20

supplementary heater (200 watts):
BTH-200: £145 £174.00



CHM-140-50

height: 1380 mm / 55 ins
length: 500 mm / 20 ins
volcanic output: 518 watts / 1766 btu
mirror output: 377 watts / 1286 btu

*pipe centres: 50 mm

volcanic: £580 +VAT £696.00
mirror finish: £866 £1039.20

supplementary heater (250 watts):
BTH-250: £145 £174.00



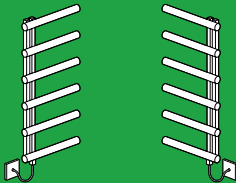
CHM-180-50

height: 1760 mm / 70 ins
length: 500 mm / 20 ins
volcanic output: 643 watts / 2193 btu
mirror output: 438 watts / 1494 btu

*pipe centres: 50 mm

volcanic: £697 +VAT £836.40
mirror finish: £1040 £1248.00

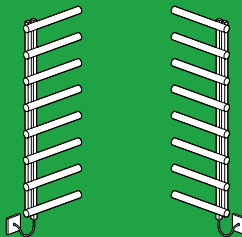
supplementary heater (300 watts):
BTH-300: £145 £174.00



CHMEL-100-50/F CHMER-100-50/F

height: 1070 mm / 43 ins
length: 500 mm / 20 ins
output: 200 watts

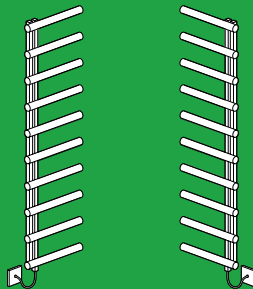
mirror finish: £795 +VAT £954.00



CHMEL-140-50/F CHMER-140-50/F

height: 1450 mm / 58 ins
length: 500 mm / 20 ins
output: 250 watts

mirror finish: £952 +VAT £1142.40



CHMEL-180-50/F CHMER-180-50/F

height: 1830 mm / 73 ins
length: 500 mm / 20 ins
output: 300 watts

mirror finish: £1137 +VAT £1364.40

It's all in the detail...

- prices inclusive of VAT are shown in green
- prices surrounded by a white box indicate stock items
- projection from wall to front face: 121 – 146 mm
- rail can be installed with the tubes to the right or the left

Have you considered...



Electric models
Rails supplied as standard with non-adjustable thermostat. Please allow 100 mm beneath the rail for the flex. See page 154.



Supplementary Heater Connection
Electric BTH thermostat supplied in chrome to match rail.
***pipe centres may be affected.**

Now available from stock in volcanic finish.
Pair with valve sets C, D and Z in the same finish



Have you considered...



For pipes from wall we recommend **valve set D** see page 148.

Classic towel

A new version of an old favourite. With a specially designed chrome towel rail, this towel radiator has been designed to complement the classic look of traditional bathrooms and kitchens.



Classic towel

bespoke sizes available		
		
CT-75-37		
height: 742 mm / 30 ins length: 394 mm / 16 ins depth: 62 mm / 3 ins output: 440 watts / 1501 btu		
pipe centres: 326 mm		
+VAT white (RAL 9010): £436 £523.20 white (RAL 9016): £436 £523.20 anthracite finish: £482 £578.40 colours: £513 £615.60		
additional full width chrome rail: CTR-37: £129 £154.80		
		
CT-75-46		
height: 742 mm / 30 ins length: 486 mm / 20 ins depth: 62 mm / 3 ins output: 550 watts / 1877 btu		
pipe centres: 418 mm		
+VAT white (RAL 9010): £497 £596.40 white (RAL 9016): £497 £596.40 anthracite finish: £552 £662.40 colours: £588 £705.60		
additional full width chrome rail: CTR-46: £133 £159.60		
		
CT-75-55		
height: 742 mm / 30 ins length: 578 mm / 23 ins depth: 62 mm / 3 ins output: 660 watts / 2252 btu		
pipe centres: 510 mm		
+VAT white (RAL 9010): £557 £668.40 white (RAL 9016): £557 £668.40 anthracite finish: £620 £744.00 colours: £662 £794.40		
additional full width chrome rail: CTR-55: £136 £163.20		
		
CT-75-64		
height: 742 mm / 30 ins length: 670 mm / 27 ins depth: 62 mm / 3 ins output: 770 watts / 2627 btu		
pipe centres: 602 mm		
+VAT white (RAL 9010): £622 £746.40 white (RAL 9016): £622 £746.40 anthracite finish: £694 £832.80 colours: £741 £889.20		
additional full width chrome rail: CTR-64: £145 £174.00		
		
CT-150-28		
height: 1492 mm / 59 ins length: 302 mm / 12 ins depth: 62 mm / 3 ins output: 624 watts / 2129 btu		
pipe centres: 234 mm		
+VAT white (RAL 9010): £490 £588.00 white (RAL 9016): £490 £588.00 anthracite finish: £545 £654.00 colours: £582 £698.40		
additional full width chrome rail: CTR-28: £121 £145.20		
		
CT-150-37		
height: 1492 mm / 59 ins length: 394 mm / 16 ins depth: 62 mm / 3 ins output: 832 watts / 2839 btu		
pipe centres: 326 mm		
+VAT white (RAL 9010): £595 £714.00 white (RAL 9016): £595 £714.00 anthracite finish: £665 £798.00 colours: £712 £854.40		
additional full width chrome rail: CTR-37: £129 £154.80		
		
CT-150-46		
height: 1492 mm / 59 ins length: 486 mm / 20 ins depth: 62 mm / 3 ins output: 1040 watts / 3548 btu		
pipe centres: 418 mm		
+VAT white (RAL 9010): £695 £834.00 white (RAL 9016): £695 £834.00 anthracite finish: £779 £934.80 colours: £836 £1003.20		
additional full width chrome rail: CTR-46: £133 £159.60		

It's all in the detail...

- prices inclusive of VAT are shown in green
- one rail is included in the price
- prices surrounded by a white box indicate stock items / white (RAL 9016) and colours: please allow 4 – 6 weeks
- projection from wall to front face: 90 mm (rail adds 79 mm)

Have you considered...



For pipes from wall we recommend **valve set M** see page 151.




For pipes from floor we recommend **valve set J** see page 151.

One full width chrome rail is included with model.
Additional rails are available to order.



Classic towel




CT-180-28

height: 1792 mm / 71 ins
length: 302 mm / 12 ins
depth: 62 mm / 3 ins
output: 744 watts / 2539 btu

pipe centres: 234 mm
white (RAL 9010): £553 +VAT £663.60
white (RAL 9016): £553 £663.60
anthracite finish: £618 £741.60
colours: £661 £793.20

additional full width chrome rail:
CTR-28: £121 £145.20




CT-180-37

height: 1792 mm / 71 ins
length: 394 mm / 16 ins
depth: 62 mm / 3 ins
output: 992 watts / 3385 btu

pipe centres: 326 mm
white (RAL 9010): £679 +VAT £814.80
white (RAL 9016): £679 £814.80
anthracite finish: £762 £914.40
colours: £817 £980.40

additional full width chrome rail:
CTR-37: £129 £154.80




CT-180-46

height: 1792 mm / 71 ins
length: 486 mm / 20 ins
depth: 62 mm / 3 ins
output: 1240 watts / 4231 btu

pipe centres: 418 mm
white (RAL 9010): £801 +VAT £961.20
white (RAL 9016): £801 £961.20
anthracite finish: £901 £1081.20
colours: £968 £1161.60

additional full width chrome rail:
CTR-46: £133 £159.60



CT-180-55

height: 1792 mm / 71 ins
length: 578 mm / 23 ins
depth: 62 mm / 3 ins
output: 1488 watts / 5077 btu

pipe centres: 510 mm
white (RAL 9010): £922 +VAT £1106.40
white (RAL 9016): £922 £1106.40
anthracite finish: £1040 £1248.00
colours: £1119 £1342.80

additional full width chrome rail:
CTR-55: £136 £163.20

It's all in the detail...

- prices inclusive of VAT are shown in green
- one rail is included in the price
- prices surrounded by a white box indicate stock items / white (RAL 9016) and colours: please allow 4 – 6 weeks
- projection from wall to front face: 90 mm (rail adds 79 mm)

Have you considered...



For pipes from floor we recommend **valve set J** see page 151.



For pipes from wall we recommend **valve set M** see page 151.



Deline

It's the considered details which make this simple towel rail stand out from the crowd – discreet brackets, hidden air vents and a stock range of fabulous finishes which complement popular bathroom surfaces.





DEL-80-50

height: 786 mm / 31 ins
length: 500 mm / 20 ins
general output: 379 watts / 1293 btu
chrome output: 277 watts / 945 btu

*pipe centres: 456 mm	
white (RAL 9016):	£162 +VAT £194.40
volcanic:	£203 £243.60
matt black:	£203 £243.60
beige quartz:	£203 £243.60
titane:	£203 £243.60
colours:	£203 £243.60
chrome:	£412 £494.40

supplementary heater (200 watts):
BTH-200: £145 £174.00



DEL-80-60

height: 786 mm / 31 ins
length: 600 mm / 24 ins
general output: 448 watts / 1529 btu
chrome output: 327 watts / 1116 btu

*pipe centres: 556 mm	
white (RAL 9016):	£184 +VAT £220.80
volcanic:	£230 £276.00
matt black:	£230 £276.00
beige quartz:	£230 £276.00
titane:	£230 £276.00
colours:	£230 £276.00
chrome:	£437 £524.40

supplementary heater (200 watts):
BTH-200: £145 £174.00



DEL-120-50

height: 1226 mm / 49 ins
length: 500 mm / 20 ins
general output: 552 watts / 1883 btu
chrome output: 403 watts / 1375 btu

*pipe centres: 456 mm	
white (RAL 9016):	£181 +VAT £217.20
volcanic:	£226 £271.20
matt black:	£226 £271.20
beige quartz:	£226 £271.20
titane:	£226 £271.20
colours:	£226 £271.20
chrome:	£490 £588.00

supplementary heater (250 watts):
BTH-250: £145 £174.00



DEL-120-60

height: 1226 mm / 49 ins
length: 600 mm / 24 ins
general output: 648 watts / 2211 btu
chrome output: 473 watts / 1614 btu

*pipe centres: 556 mm	
white (RAL 9016):	£186 +VAT £223.20
volcanic:	£233 £279.60
matt black:	£233 £279.60
beige quartz:	£233 £279.60
titane:	£233 £279.60
colours:	£233 £279.60
chrome:	£538 £645.60

supplementary heater (300 watts):
BTH-300: £145 £174.00



DEL-180-50

height: 1866 mm / 74 ins
length: 500 mm / 20 ins
general output: 830 watts / 2832 btu
chrome output: 606 watts / 2068 btu

*pipe centres: 456 mm	
white (RAL 9016):	£241 +VAT £289.20
volcanic:	£301 £361.20
matt black:	£301 £361.20
beige quartz:	£301 £361.20
titane:	£301 £361.20
colours:	£301 £361.20
chrome:	£761 £913.20

supplementary heater (400 watts):
BTH-400: £145 £174.00



DEL-180-60

height: 1866 mm / 74 ins
length: 600 mm / 24 ins
general output: 978 watts / 3337 btu
chrome output: 714 watts / 2436 btu

*pipe centres: 556 mm	
white (RAL 9016):	£248 +VAT £297.60
volcanic:	£310 £372.00
matt black:	£310 £372.00
beige quartz:	£310 £372.00
titane:	£310 £372.00
colours:	£310 £372.00
chrome:	£834 £1000.80

supplementary heater (400 watts):
BTH-400: £145 £174.00

It’s all in the detail...

- prices inclusive of VAT are shown in green
- prices surrounded by a white box indicate stock items /colours: please allow 4 – 6 weeks
- projection from wall to front face: 70 mm – 80 mm

Have you considered...



For pipes from wall we recommend **valve set Z** see page 149.



Supplementary Heater Connection
Electric BTH thermostat supplied in white and chrome to match rail. (Colour rails supplied with chrome thermostat).
***pipe centres may be affected.**

Now available from stock in matt black



Have you considered...






For models in volcanic finish, manual valve sets C, D and Z are now available in a complementary finish.



For models in matt black finish **valve set D** is available in a complementary finish. See page 148.

Deline (Electric)

		
DELE-80-50/F Electric	DELE-80-60/F Electric	DELE-120-50/F Electric
height: 786 mm / 31 ins length: 500 mm / 20 ins general output: 400 watts chrome output: 200 watts	786 mm / 31 ins length: 600 mm / 24 ins general output: 400 watts chrome output: 200 watts	height: 1226 mm / 49 ins length: 500 mm / 20 ins general output: 500 watts chrome output: 400 watts
white (RAL 9016): £316 +VAT £379.20 volcanic: £395 £474.00 colours: £395 £474.00 chrome: £550 £660.00	white (RAL 9016): £335 +VAT £402.00 volcanic: £419 £502.80 colours: £419 £502.80 chrome: £573 £687.60	white (RAL 9016): £349 +VAT £418.80 volcanic: £436 £523.20 colours: £436 £523.20 chrome: £647 £776.40
		
DELE-120-60/F Electric	DELE-180-50/F Electric	DELE-180-60/F Electric
height: 1226 mm / 49 ins length: 600 mm / 24 ins general output: 600 watts chrome output: 400 watts	height: 1866 mm / 74 ins length: 500 mm / 20 ins general output: 600 watts chrome output: 500 watts	height: 1866 mm / 74 ins length: 600 mm / 24 ins general output: 600 watts chrome output: 600 watts
white (RAL 9016): £356 +VAT £427.20 volcanic: £445 £534.00 colours: £445 £534.00 chrome: £708 £849.60	white (RAL 9016): £422 +VAT £506.40 volcanic: £528 £633.60 colours: £528 £633.60 chrome: £951 £1141.20	white (RAL 9016): £428 +VAT £513.60 volcanic: £535 £642.00 colours: £535 £642.00 chrome: £1024 £1228.80

It's all in the detail...

- prices inclusive of VAT are shown in green
- prices surrounded by a white box indicate stock items / white, volcanic and colours: please allow 4 – 6 weeks
- projection from wall to front face: 70 mm – 80 mm

Have you considered...



Electric models

Rails supplied as standard with non-adjustable thermostat in chrome. Please allow 100 mm beneath the radiator for the flex.



Cable Cover SHECB

(optional extra): £51 £61.20

This neat chrome cover hides the cable attached to the heater. Now available in matt black.






Gio

This towel rail may be square but it's certainly not dull. Made of stainless steel, it has been polished to a dazzlingly superior standard and can be used on any central heating or hot water system.

stainless steel



GIO-90-55


height: 900 mm / 36 ins
length: 530 mm / 21 ins
output: 177 watts / 604 btu
*pipe centres: 500 mm
mirror finish:

+VAT

 £565.20
supplementary heater (100 watts):
BTH-100:

£145

 £174.00



GIO-120-55


height: 1200 mm / 48 ins
length: 530 mm / 21 ins
output: 243 watts / 829 btu
*pipe centres: 500 mm
mirror finish:

+VAT

 £717.60
supplementary heater (200 watts):
BTH-200:

£145

 £174.00



GIO-150-55

height: 1500 mm / 59 ins
length: 530 mm / 21 ins
output: 303 watts / 1034 btu
*pipe centres: 500 mm
mirror finish:


+VAT

 £866.40
supplementary heater (200 watts):
BTH-200:

£145

 £174.00

Electric versions



GIO-180-55

height: 1800 mm / 71 ins
length: 530 mm / 21 ins
output: 357 watts / 1218 btu
*pipe centres: 500 mm
mirror finish:

+VAT

 £1024.80
supplementary heater (250 watts):
BTH 250:

£145

 £174.00

GIOE-90-55/F

Electric

height: 900 mm / 36 ins
length: 530 mm / 21 ins
output: 100 watts
mirror finish:

+VAT

 £640.80

GIOE-120-55/F

Electric

height: 1200 mm / 48 ins
length: 530 mm / 21 ins
output: 200 watts
mirror finish:


+VAT

 £813.60

It's all in the detail...

- prices inclusive of VAT are shown in green
- prices surrounded by a white box indicate stock items
- projection from wall to front face: 75 mm – 105 mm


Have you considered...




For pipes from wall or the floor we recommend **valve set W** see page 149.

36

Have you considered...



Supplementary Heater Connection
Electric BTH thermostat supplied in chrome to match rail.
***pipe centres may be affected.**



37



Lissett towel

The big sister of our popular Svelte, this radiator has the same graceful style but with a larger heat output and more space for towels, making it a great choice for family bathrooms. The rail is made from highly polished aluminium and allows plenty of space for sumptuous towels.

Lissett towel

aluminium



LIT-60-40

height: 590 mm / 23 ins
length: 401 mm / 15 ins
output: 312 watts / 1064 btu

pipe centres: 201 mm

white (RAL 9016):	£510	£612.00
volcanic:	£510	£612.00
aluminium:	£600	£720.00
champagne:	£600	£720.00
nickel:	£600	£720.00
marron:	£600	£720.00
white sable:	£600	£720.00


Other finishes are available for this product via our colour matching service - see page 158.

Have you considered...



For pipes from wall we recommend **valve set M** see page 151.

Towel Rails and Radiators




LIT-160-40

height: 1590 mm / 63 ins
length: 401 mm / 15 ins
output: 742 watts / 2532 btu

pipe centres: 201 mm

white (RAL 9016):	£637	£764.40
volcanic:	£637	£764.40
aluminium:	£758	£909.60
champagne:	£758	£909.60
nickel:	£758	£909.60
marron:	£758	£909.60
white sable:	£758	£909.60

additional aluminium rail:
LR-40: £152 £182.40



LIT-190-40

height: 1890 mm / 74 ins
length: 401 mm / 15 ins
output: 853 watts / 2911 btu

pipe centres: 201 mm

white (RAL 9016):	£680	£816.00
volcanic:	£680	£816.00
aluminium:	£812	£974.40
champagne:	£812	£974.40
nickel:	£812	£974.40
marron:	£812	£974.40
white sable:	£812	£974.40

additional aluminium rail:
LR-40: £152 £182.40

It's all in the detail...

- prices inclusive of VAT are shown in green
- one rail is included in the price **LIT-160-40** and **LIT-190-40** both have the option to add two additional towel rails
- prices in a white box indicate stock items / champagne, nickel, marron and white sable: please allow 4 – 6 weeks
- other finishes are available for this product via our colour matching service see page 162
- **LIT-60-40** projection from wall to front face: 69 - 82 mm (rail adds 45 mm)
- all other models projection from wall to front face: 69 - 82 mm (rail adds 65 mm)



Model LIT-60-40 is designed for cloakrooms and comes with a narrower rail so it can fit into small spaces.



Olga

This elegant, stainless steel towel rail can be installed on the hot water system, so that towels will remain warm and dry even when the central heating system is turned off. The narrower widths are great for small bathrooms and cloakrooms.

stainless steel

Towel Rails and Radiators



OLG-60-50

height: 600 mm / 26 ins
length: 480 mm / 19 ins
output: 141 watts / 481 btu

*pipe centres: 450 mm

mirror finish: £378 +VAT £453.60

supplementary heater (100 watts):
BTH-100: £145 £174.00



OLG-90-30

height: 900 mm / 36 ins
length: 300 mm / 12 ins
output: 168 watts / 573 btu

*pipe centres: 270 mm

mirror finish: £379 +VAT £454.80

supplementary heater (100 watts):
BTH-100: £145 £174.00



OLG-90-50

height: 900 mm / 36 ins
length: 480 mm / 19 ins
output: 202 watts / 689 btu

*pipe centres: 450 mm

mirror finish: £420 +VAT £504.00

supplementary heater (100 watts):
BTH-100: £145 £174.00



OLG-120-30

height: 1200 mm / 48 ins
length: 300 mm / 12 ins
output: 202 watts / 689 btu

*pipe centres: 270 mm

mirror finish: £437 +VAT £524.40

supplementary heater (150 watts):
BTH-150: £145 £174.00



OLG-120-50

height: 1200 mm / 48 ins
length: 480 mm / 19 ins
output: 264 watts / 901 btu

*pipe centres: 450 mm

mirror finish: £525 +VAT £630.00

supplementary heater (150 watts):
BTH-150: £145 £174.00



OLG-120-65

height: 1200 mm / 48 ins
length: 630 mm / 25 ins
output: 336 watts / 1146 btu

*pipe centres: 600 mm

mirror finish: £599 +VAT £718.80

supplementary heater (200 watts):
BTH-200: £145 £174.00



OLG-155-50

height: 1575 mm / 62 ins
length: 480 mm / 19 ins
output: 360 watts / 1228 btu

*pipe centres: 450 mm

mirror finish: £643 +VAT £771.60

supplementary heater (250 watts):
BTH-250: £145 £174.00



OLG-180-50

height: 1800 mm / 72 ins
length: 480 mm / 19 ins
output: 394 watts / 1344 btu

*pipe centres: 450 mm

mirror finish: £702 +VAT £842.40

supplementary heater (250 watts):
BTH-250: £145 £174.00



OLGE-90-30/F Electric

height: 900 mm / 36 ins
length: 300 mm / 12 ins
output: 100 watts

mirror finish: £459 +VAT £550.80



OLGE-90-50/F Electric

height: 900 mm / 36 ins
length: 480 mm / 19 ins
output: 100 watts


mirror finish: £489 +VAT £586.80



OLGE-120-50/F Electric

height: 1200 mm / 48 ins
length: 480 mm / 19 ins
output: 150 watts

mirror finish: £600 +VAT £720.00



OLGE-120-65/F Electric

height: 1200 mm / 48 ins
length: 630 mm / 25 ins
output: 200 watts

mirror finish: £678 +VAT £813.60



OLGE-155-50/F Electric

height: 1575 mm / 36 ins
length: 480 mm / 19 ins
output: 250 watts

mirror finish: £736 +VAT £883.20



It's all in the detail...

- prices inclusive of VAT are shown in green
- prices surrounded by a white box indicate stock items
- projection from wall to front face: 75 mm – 105 mm

Have you considered...



For pipes from wall we recommend **valve set D** see page 148.



Supplementary Heater Connection

Electric BTH thermostat supplied in chrome to match towel rail.

***pipe centres may be affected.**



Electric models


Rails supplied as standard with non-adjustable thermostat in chrome. Please allow 100 mm beneath the radiator for the flex.



Orbit

Made of highly polished stainless steel, this heavenly towel rail will shine in any bathroom or kitchen. Its looping tubes allow plenty of space for towels and cleverly hidden air vents complete the neat look. This stellar product can go on the central heating or hot water system.

stainless steel



OBTL-60-50

OBTR-60-50

height: 600 mm / 24 ins

length: 500 mm / 20 ins


output: 192 watts / 655 btu

pipe centres: 50 mm

+VAT

mirror finish: £465

£558.00



OBTL-90-50

OBTR-90-50

height: 900 mm / 35 ins

length: 500 mm / 20 ins


output: 295 watts / 1007 btu

pipe centres: 50 mm

+VAT

mirror finish: £658

£789.60



OBTL-120-50

OBTR-120-50

height: 1200 mm / 47 ins

length: 500 mm / 20 ins


output: 403 watts / 1375 btu

pipe centres: 50 mm

+VAT

mirror finish: £862

£1034.40



OBTL-150-50

OBTR-150-50

height: 1500 mm / 60 ins

length: 500 mm / 20 ins


output: 516 watts / 1761 btu

pipe centres: 50 mm

+VAT

mirror finish: £1052

£1262.40



OBTL-180-50

OBTR-180-50

height: 1800 mm / 71 ins

length: 500 mm / 20 ins


output: 636 watts / 2170 btu

pipe centres: 50 mm

+VAT

mirror finish: £1187

£1424.40



OBTEL-60-50/F electric

height: 600 mm / 24 ins


length: 500 mm / 20 ins

output: 150 watts

+VAT

mirror finish: £541

£649.20



OBTEL-90-50/F electric

height: 900 mm / 35 ins


length: 500 mm / 20 ins

output: 200 watts

+VAT

mirror finish: £747

£896.40



OBTEL-120-50/F electric

height: 1200 mm / 47 ins

length: 500 mm / 20 ins

output: 250 watts

+VAT

mirror finish: £961

£1153.20

Electric versions

It's all in the detail...

- prices inclusive of VAT are shown in green
- prices surrounded by a white box indicate stock items
- projection from wall to front face: 145 mm – 175 mm

48

Have you considered...

For pipes from wall we recommend **valve set W** see page 149.

49

Have you considered...



For pipes from wall or floor we recommend **valve set RM**, see page 148. Available from stock in chrome it can also be ordered in bright nickel, polished brass, antique bronze and antique gold finishes.



OSBO

height: 850 mm / 33 ins
length: 600 mm / 24 ins
chrome output: 246 watts / 839 btu

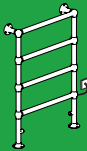
chrome:	<div>£772</div>	+VAT £926.40
bright nickel:	£965	£1158.00
polished brass:	£1351	£1621.20
antique brass:	£1351	£1621.20
antique bronze:	£1351	£1621.20
antique copper:	£1351	£1621.20
polished copper:	£1351	£1621.20
brushed copper:	£1351	£1621.20
antique gold:	£1428	£1713.60
dark gold:	£1428	£1713.60



OSBOE/F Electric

height: 850 mm / 33 ins
length: 600 mm / 24 ins
chrome output: 246 watts / 839 btu

chrome:	£986	£1183.20
bright nickel:	£1193	£1431.60
polished brass:	£1608	£1929.60
antique brass:	£1608	£1929.60
antique bronze:	£1608	£1929.60
antique copper:	£1608	£1929.60
polished copper:	£1608	£1929.60
brushed copper:	£1608	£1929.60
antique gold:	£1691	£2029.20
dark gold:	£1691	£2029.20



OSBOM/F Dual Fuel

height: 850 mm / 33 ins
length: 600 mm / 24 ins
chrome output: 246 watts / 839 btu

chrome:	£917	£1100.40
bright nickel:	£1110	£1332.00
polished brass:	£1496	£1795.20
antique brass:	£1496	£1795.20
antique bronze:	£1496	£1795.20
antique copper:	£1496	£1795.20
polished copper:	£1496	£1795.20
brushed copper:	£1496	£1795.20
antique gold:	£1573	£1887.60
dark gold:	£1573	£1887.60

Antique bronze



It's all in the detail...

- prices inclusive of VAT are shown in green
- prices surrounded by a white box indicate stock items / other finishes: please allow 5 – 6 weeks
- available to order in a range of Deluxe finishes - see page 170
- projection from wall to front face: 140 mm

Osbourne

This distinguished, ball jointed towel rail is a great choice for traditional bathrooms and has plenty of space for luxurious, fluffy towels. Made from chromed brass it can be used on both central heating and hot water systems. It is also available to order in a range of fabulous finishes including nickel, brass and antique bronze.






Pera

Less is definitely more with this chic stainless steel towel rail as the refined construction allows the tubes to meld gently into one another. The Pera brings a quiet elegance to both modern and traditional bathrooms.

stainless steel



PER-80-50

height: 800 mm / 32 ins
length: 500 mm / 20 ins
general output: 187 watts / 638 btu
*pipe centres: 462 mm
mirror finish:


+VAT

£535

 £642.00
supplementary heater (150 watts):
BTH-150:

£145

 £174.00



PER-120-50

height: 1200 mm / 48 ins
length: 500 mm / 20 ins
general output: 269 watts / 918 btu
*pipe centres: 462 mm
mirror finish:


+VAT

£683

 £819.60
supplementary heater (200 watts):
BTH-200:

£145

 £174.00



PER-150-50

height: 1500 mm / 60 ins
length: 500 mm / 20 ins
general output: 334 watts / 1140 btu
*pipe centres: 462 mm
mirror finish:


+VAT

£835

 £1002.00
supplementary heater (250 watts):
BTH-250:

£145

 £174.00




PERE-80-50/F

 Electric
height: 870 mm / 35 ins
length: 500 mm / 20 ins
general output: 150 watts
mirror finish:

+VAT

£587

 £704.40




PERE-120-50/F

 Electric
height: 1270 mm / 50 ins
length: 500 mm / 20 ins
general output: 200 watts
mirror finish:

+VAT

£734

 £880.80



PERE-150-50/F

 Electric
height: 1570 mm / 62 ins
length: 500 mm / 20 ins
general output: 250 watts
mirror finish:

+VAT

£887

 £1064.40

It's all in the detail...

- prices inclusive of VAT are shown in green
- prices surrounded by a white box indicate stock items
- projection from wall to front face: 78 mm – 103 mm

54

Have you considered...

Electric models
Rails supplied as standard with non-adjustable thermostat. Please allow 100 mm beneath the rail for the flex. See page 154.

Supplementary Heater Connection
Electric BTH thermostat supplied in chrome to match rail.
***pipe centres may be affected.**

Have you considered...

For pipes from wall we recommend **valve set D** see page 148.

55

Quill

This streamlined towel warmer is worth writing about. Made of highly polished stainless steel its gleaming tubes soar to elegant tips and the looping rail allows plenty of space for towels.



stainless steel



QUT-150-23

height: 1500 mm / 60 ins
*length: 230 mm / 9 ins
output: 325 watts / 1109 btu

pipe centres: 180 mm

mirror finish: £862 +VAT £1034.40



QUT-150-29

height: 1500 mm / 60 ins
*length: 290 mm / 12 ins
output: 407 watts / 1389 btu

pipe centres: 240 mm

mirror finish: £931 +VAT £1117.20



QUT-150-35

height: 1500 mm / 60 ins
*length: 350 mm / 14 ins
output: 488 watts / 1665 btu

pipe centres: 300 mm

mirror finish: £996 +VAT £1195.20



QUT-180-23

height: 1800 mm / 72 ins
*length: 230 mm / 9 ins
output: 376 watts / 1283 btu

pipe centres: 180 mm

mirror finish: £953 +VAT £1143.60



QUT-180-29

height: 1800 mm / 72 ins
*length: 290 mm / 12 ins
output: 470 watts / 1604 btu

pipe centres: 240 mm

mirror finish: £1040 +VAT £1248.00



QUT-180-35

height: 1800 mm / 72 ins
*length: 350 mm / 14 ins
output: 564 watts / 1924 btu

pipe centres: 300 mm

mirror finish: £1127 +VAT £1352.40

It’s all in the detail...

- ★ the rail adds a further 145mm
- prices inclusive of VAT are shown in green
- one rail is included in the price for each model
- prices surrounded by a white box indicate stock items
- projection from wall to front face: 106 mm – 131 mm (rail adds 51 mm)

Have you considered...



For pipes from wall
we recommend
valve set Z
see page 149.



For pipes from floor
we recommend
valve set C
see page 148.



Straight fronted

An essential luxury, the Straight fronted towel rail will keep your towels as fresh as a daisy and as dry as a bone. The clean lines of this stylish and practical radiator look equally at home in bathrooms, kitchens and cloakrooms.



Straight fronted



SFT-80-50

height: 796 mm / 32 ins
length: 496 mm / 20 ins
general output: 418 watts / 1462 btu
chrome output: 275 watts / 938 btu

*pipe centres: 458 mm

		+VAT
white (RAL 9016):	£315	£378.00
anthracite:	£362	£434.40
colours:	£394	£472.80
chrome:	£583	£699.60

supplementary heater (200 watts):
BTH-200: £145 £174.00



SFT-80-60

height: 796 mm / 32 ins
length: 596 mm / 24 ins
general output: 492 watts / 1679 btu
chrome output: 323 watts / 1102 btu

*pipe centres: 558 mm

		+VAT
white (RAL 9016):	£322	£386.40
anthracite:	£370	£444.00
colours:	£403	£483.60
chrome:	£596	£715.20

supplementary heater (250 watts):
BTH-250: £145 £174.00



SFT-120-50

height: 1196 mm / 48 ins
length: 496 mm / 20 ins
general output: 601 watts / 2051 btu
chrome output: 397 watts / 1355 btu

*pipe centres: 458 mm

		+VAT
white (RAL 9016):	£340	£408.00
anthracite:	£391	£469.20
colours:	£425	£510.00
chrome:	£629	£754.80

supplementary heater (250 watts):
BTH-250: £145 £174.00



SFT-120-60

height: 1196 mm / 48 ins
length: 596 mm / 24 ins
general output: 709 watts / 2419 btu
chrome output: 467 watts / 1593 btu

*pipe centres: 558 mm

		+VAT
white (RAL 9016):	£359	£430.80
anthracite:	£413	£495.60
colours:	£449	£538.80
chrome:	£664	£796.80

supplementary heater (300 watts):
BTH-300: £145 £174.00



SFT-185-50

height: 1876 mm / 74 ins
length: 496 mm / 20 ins
general output: 940 watts / 3207 btu
chrome output: 631 watts / 2153 btu

*pipe centres: 458 mm

		+VAT
white (RAL 9016):	£456	£547.20
colours:	£570	£684.00
chrome:	£844	£1012.80

supplementary heater (400 watts):
BTH-400: £145 £174.00



SFT-185-60

height: 1876 mm / 74 ins
length: 596 mm / 24 ins
general output: 1099 watts / 3750 btu
chrome output: 742 watts / 2532 btu

*pipe centres: 558 mm

		+VAT
white (RAL 9016):	£461	£553.20
colours:	£576	£691.20
chrome:	£853	£1023.60

supplementary heater (500 watts):
BTH-500: £145 £174.00



It's all in the detail...

- prices inclusive of VAT are shown in green
- prices surrounded by a white box indicate stock items / colours: please allow 4 – 6 weeks
- projection from wall to front face: 102 mm

Have you considered...



For pipes from wall we recommend **valve set M** see page 151.



For pipes from floor we recommend **valve set J** see page 151.



Supplementary Heater Connection

Electric BTH thermostat supplied in white and chrome to match rail. (Colour rails supplied with chrome thermostat).

***pipe centres may be affected.**

Straight fronted (Electric)



SFTE-80-50/F Electric

height: 796 mm / 32 ins
length: 496 mm / 20 ins
general output: 400 watts
chrome output: 200 watts

	+VAT
white (RAL 9016): £418	£501.60
colours: £523	£627.60
chrome: £773	£927.60



SFTE-80-60/F Electric

height: 796 mm / 32 ins
length: 596 mm / 24 ins
general output: 500 watts
chrome output: 200 watts


	+VAT
white (RAL 9016): £432	£518.40
colours: £540	£648.00
chrome: £799	£958.80



SFTE-120-50/F Electric

height: 1196 mm / 48 ins
length: 496 mm / 20 ins
general output: 600 watts
chrome output: 400 watts


	+VAT
white (RAL 9016): £461	£553.20
colours: £576	£691.20
chrome: £853	£1023.60



SFTE-120-60/F Electric

height: 1196 mm / 48 ins
length: 596 mm / 24 ins
general output: 600 watts
chrome output: 400 watts

	+VAT
white (RAL 9016): £477	£572.40
colours: £596	£715.20
chrome: £882	£1058.40



SFTE-185-50/F Electric

height: 1876 mm / 74 ins
length: 496 mm / 20 ins
general output: 600 watts
chrome output: 600 watts

	+VAT
white (RAL 9016): £589	£706.80
colours: £736	£883.20
chrome: £1090	£1308.00



SFTE-185-60/F Electric

height: 1876 mm / 74 ins
length: 596 mm / 24 ins
general output: 600 watts
chrome output: 600 watts

	+VAT
white (RAL 9016): £602	£722.40
colours: £753	£903.60
chrome: £1114	£1336.80

It's all in the detail...

- prices inclusive of VAT are shown in green
- all finishes: please allow 4 – 6 weeks
- projection from wall to front face: 102 mm

Have you considered...



Electric models supplied as standard with non-adjustable thermostat in white or chrome finish to match rail. (Colour rails supplied with chrome thermostat).



Cable Cover SHECB
(optional extra): £51 £61.20
This neat chrome cover hides the cable attached to the heater.





Svelte

The prima ballerina of towel radiators – slender, graceful and versatile. Made from aluminium, it has a fast response time which can be particularly useful in bathrooms and kitchens where large temperature fluctuations are common.

aluminium



SVA-151-30

height: 1510 mm / 60 ins
length: 300 mm / 12 ins
output: 361 watts / 1232 btu

pipe centres: 40 mm	
white (RAL 9016):	<div>£628</div> £753.60 +VAT
volcanic:	<div>£628</div> £753.60
champagne:	<div>£628</div> £753.60
aluminium:	£785 £942.00
nickel look:	£785 £942.00
marron:	£785 £942.00
white sable:	£785 £942.00



SVA-189-30

height: 1890 mm / 75 ins
length: 300 mm / 12 ins
output: 430 watts / 1467 btu

pipe centres: 40 mm	
white (RAL 9016):	<div>£656</div> £787.20 +VAT
volcanic:	<div>£656</div> £787.20
champagne:	<div>£656</div> £787.20
aluminium:	£820 £984.00
nickel look:	£820 £984.00
marron:	£820 £984.00
white sable:	£820 £984.00

Other finishes are available for this product via our colour matching service - see page 158.

Have you considered...



A set of compact, manual valves are included with the radiator. When ordering, please specify if pipe connections are to the wall or the floor.



Thermostatic Control (optional upgrade)
chrome:

£24

 £28.80
For improved energy efficiency, upgrade to a thermostatic head.

It's all in the detail...

- prices inclusive of VAT are shown in green
- please confirm if your pipework is from the floor or wall when ordering
- prices in a white box indicate stock items / nickel, marron and white sable: please allow 4 – 6 weeks
- other finishes are available for this product via our colour matching service see page 162
- projection from wall to front face: 68 - 82 mm (rail adds 49 mm)










Tetro towel

The graceful embossed pattern on this aluminium radiator has been designed to complement traditional bathrooms and kitchens. The rail is both elegant and practical – made from polished aluminium it can be fixed from either side. With high outputs, the Tetro towel is especially suitable for large bathrooms or small cloakrooms which require a lot of heat.



Tetro towel

aluminium			
			
TEWT-148-30	TEWT-148-40	TEWT-148-50	
height: 1484 mm / 59 ins length: 300 mm / 12 ins output: 887 watts / 3026 btu	height: 1484 mm / 59 ins length: 400 mm / 16 ins output: 1182 watts / 4033 btu	height: 1484 mm / 59 ins length: 500 mm / 20 ins output: 1478 watts / 5043 btu	
<div>+VAT</div> <div>white (RAL 9010): £596 £715.20 volcanic: £724 £868.80 champagne: £724 £868.80 marron: £724 £868.80</div> <div>additional aluminium rail: TRL-30: £86 £103.20</div>	<div>+VAT</div> <div>white (RAL 9010): £753 £903.60 volcanic: £918 £1101.60 champagne: £918 £1101.60 marron: £918 £1101.60</div> <div>additional aluminium rail: TRL-40: £92 £110.40</div>	<div>+VAT</div> <div>white (RAL 9010): £920 £1104.00 volcanic: £1126 £1351.20 champagne: £1126 £1351.20 marron: £1126 £1351.20</div> <div>additional aluminium rail: TRL-50: £98 £117.60</div>	
			
TEWT-178-30	TEWT-178-40	TEWT-178-50	TEWT-178-60
height: 1784 mm / 71 ins length: 300 mm / 12 ins output: 1068 watts / 3644 btu	height: 1784 mm / 71 ins length: 400 mm / 16 ins output: 1424 watts / 4859 btu	height: 1784 mm / 71 ins length: 500 mm / 20 ins output: 1780 watts / 6073 btu	height: 1784 mm / 71 ins length: 600 mm / 24 ins output: 2136 watts / 7288 btu
<div>+VAT</div> <div>white (RAL 9010): £624 £748.80 volcanic: £759 £910.80 champagne: £759 £910.80 marron: £759 £910.80</div> <div>additional aluminium rail: TRL-30: £86 £103.20</div>	<div>+VAT</div> <div>white (RAL 9010): £788 £945.60 volcanic: £962 £1154.40 champagne: £962 £1154.40 marron: £962 £1154.40</div> <div>additional aluminium rail: TRL-40: £92 £110.40</div>	<div>+VAT</div> <div>white (RAL 9010): £963 £1155.60 volcanic: £1179 £1414.80 champagne: £1179 £1414.80 marron: £1179 £1414.80</div> <div>additional aluminium rail: TRL-50: £98 £117.60</div>	<div>+VAT</div> <div>white (RAL 9010): £1150 £1380.00 volcanic: £1409 £1690.80 champagne: £1409 £1690.80 marron: £1409 £1690.80</div> <div>additional aluminium rail: TRL-60: £114 £136.80</div>

It's all in the detail...

- prices inclusive of VAT are shown in green
- one rail is included in the price
- prices surrounded by a white box indicate stock items / other listed finishes: please allow 6 weeks
- projection from wall to front face: 125 mm (rail adds 50 mm)

Have you considered...



For pipes from wall we recommend **valve set L** see page 151.




The Tetro towel comes with a single rail with matching decorative motif. The rail can be mounted on the left or on the right. Additional rails are available to order.

Have you considered...



For pipes from floor we recommend **valve set N** available in matching volcanic or complementary brass finish. See page 152.





Arteplano

This radiator puts its best face forward, as the heating tubes are concealed behind a beautiful metal front plate. Choose a colour to pop or blend, or take home a true original in brass or copper – each model is individually etched so every radiator is unique.



All models of the Arteplano are available to order in brushed bronze, brushed black and mirror



bespoke sizes available



HJ-180-30

height: 1813 mm / 72 ins
length: 305 mm / 12 ins
output: 520 watts / 1774 btu

pipe centres: 251 mm		+VAT
white (RAL 9010):	£542	£650.40
anodised aluminium:	£786	£943.20
etched brass:	£1382	£1658.40
etched copper:	£1382	£1658.40
mirror:	£1030	£1236.00
brushed bronze:	£786	£943.20
brushed black:	£786	£943.20
colours:	£678	£813.60
optional towel rail: 468002	£93	£111.60



HJ-180-45

height: 1813 mm / 72 ins
length: 453 mm / 18 ins
output: 780 watts / 2661 btu

pipe centres: 399 mm		+VAT
white (RAL 9010):	£748	£897.60
anodised aluminium:	£1085	£1302.00
etched brass:	£1907	£2288.40
etched copper:	£1907	£2288.40
mirror:	£1421	£1705.20
brushed bronze:	£1085	£1302.00
brushed black:	£1085	£1302.00
colours:	£935	£1122.00
optional towel rail: 468012	£103	£123.60



HJ-180-60

height: 1813 mm / 72 ins
length: 601 mm / 24 ins
output: 1040 watts / 3548 btu


pipe centres: 547 mm		+VAT
white (RAL 9010):	£954	£1144.80
anodised aluminium:	£1383	£1659.60
etched brass:	£2433	£2919.60
etched copper:	£2433	£2919.60
mirror:	£1813	£2175.60
brushed bronze:	£1383	£1659.60
brushed black:	£1383	£1659.60
colours:	£1193	£1431.60
optional towel rail: 468022	£111	£133.20



It's all in the detail...

- prices inclusive of VAT are shown in pink
- prices surrounded by a white box indicate stock items / all other finishes: please allow 4 – 5 weeks
- the mirror finish has a 9% reduction in output
- projection from wall to front face: 74 mm - 79 mm

Have you considered...



Optional stainless steel towel rail available with vertical models.


bespoke sizes available



VJ-56-100

height: 601 mm / 24 ins
length: 1013 mm / 40 ins
output: 591 watts / 2016 btu


		+VAT
white (RAL 9010):	£688	£825.60
anodised aluminium:	£998	£1197.60
etched brass:	£1754	£2104.80
etched copper:	£1754	£2104.80
mirror:	£1307	£1568.40
brushed bronze:	£998	£1197.60
brushed black:	£998	£1197.60
colours:	£860	£1032.00



VJ-56-120

height: 601 mm / 24 ins
length: 1213 mm / 48 ins
output: 709 watts / 2419 btu

		+VAT
white (RAL 9010):	£754	£904.80
anodised aluminium:	£1093	£1311.60
etched brass:	£1922	£2306.40
etched copper:	£1922	£2306.40
mirror:	£1432	£1718.40
brushed bronze:	£1093	£1311.60
brushed black:	£1093	£1311.60
colours:	£943	£1131.60



VJ-56-140

height: 601 mm / 24 ins
length: 1413 mm / 56 ins
output: 827 watts / 2822 btu

		+VAT
white (RAL 9010):	£819	£982.80
anodised aluminium:	£1188	£1425.60
etched brass:	£2089	£2506.80
etched copper:	£2089	£2506.80
mirror:	£1556	£1867.20
brushed bronze:	£1188	£1425.60
brushed black:	£1188	£1425.60
colours:	£1024	£1228.80

Have you considered...



For pipes from wall we recommend **valve set L** for horizontal models. It is available in a complementary brass or copper finish, see page 151.

As each radiator is individually etched, the surface pattern and tones can vary greatly from one model to another.

General Purpose Radiators

It's all in the detail...

- prices inclusive of VAT are shown in pink
- prices surrounded by a white box indicate stock items / white (RAL 9010), anodised aluminium, etched brass, etched copper and colours: please allow 4 – 5 weeks
- projection from wall to front face: 74 mm - 79 mm

Have you considered...



For pipes from wall we recommend **valve set M** for vertical models. It is available in a complementary brass or copper finish, see page 151.



Blok

A sophisticated radiator which combines stylish Italian design with energy efficient technology. The Blok's neat columns, complemented by elegant chrome caps, make it an ideal companion for contemporary interiors. Made from aluminium it uses less energy to heat up and is fast to respond to changes in room temperature.





Champagne



Marron



Nickel



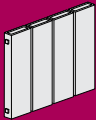
White sable

The Blok is available to order in four elegant finishes: champagne, marron, nickel and white sable



Other finishes are available for this product via our colour matching service - see page 158.


aluminium



BLA-60-66

height: 590 mm / 24 ins
length: 655 mm / 26 ins
output: 593 watts / 2023 btu

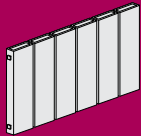
		+VAT
white (RAL 9010):	£540	£648.00
volcanic:	£540	£648.00
aluminium:	£675	£810.00
champagne:	£675	£810.00
nickel look:	£675	£810.00
marron:	£675	£810.00
white sable:	£675	£810.00



BLA-60-82

height: 590 mm / 24 ins
length: 819 mm / 33 ins
output: 741 watts / 2528 btu

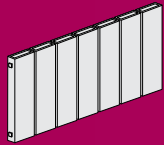
		+VAT
white (RAL 9010):	£674	£808.80
volcanic:	£674	£808.80
aluminium:	£843	£1011.60
champagne:	£843	£1011.60
nickel look:	£843	£1011.60
marron:	£843	£1011.60
white sable:	£843	£1011.60



BLA-60-99

height: 590 mm / 24 ins
length: 984 mm / 39 ins
output: 890 watts / 3037 btu

		+VAT
white (RAL 9010):	£759	£910.80
volcanic:	£759	£910.80
aluminium:	£949	£1138.80
champagne:	£949	£1138.80
nickel look:	£949	£1138.80
marron:	£949	£1138.80
white sable:	£949	£1138.80



BLA-60-115

height: 590 mm / 24 ins
length: 1148 mm / 46 ins
output: 1038 watts / 3542 btu

		+VAT
white (RAL 9010):	£872	£1046.40
volcanic:	£872	£1046.40
aluminium:	£1090	£1308.00
champagne:	£1090	£1308.00
nickel look:	£1090	£1308.00
marron:	£1090	£1308.00
white sable:	£1090	£1308.00



It's all in the detail...


- prices inclusive of VAT are shown in pink
- prices surrounded by a white box indicate stock items / aluminium, champagne, nickel, marron and white sable: please allow 4 – 6 weeks
- other finishes are available for this product via our colour matching service see page 162
- projection from wall to front face: 80 mm
- all models have side connections

Have you considered...



For pipes from floor we recommend **valve set K** see page 151.


aluminium



BLA-160-33

height: 1590 mm / 63 ins
length: 327 mm / 13 ins
output: 675 watts / 2303 btu


		+VAT
white (RAL 9010):	£462	£554.40
volcanic:	£462	£554.40
aluminium:	£578	£693.60
champagne:	£578	£693.60
nickel look:	£578	£693.60
marron:	£578	£693.60
white sable:	£578	£693.60



BLA-160-50

height: 1590 mm / 63 ins
length: 491 mm / 20 ins
output: 1012 watts / 3453 btu


		+VAT
white (RAL 9010):	£636	£763.20
volcanic:	£636	£763.20
aluminium:	£795	£954.00
champagne:	£795	£954.00
nickel look:	£795	£954.00
marron:	£795	£954.00
white sable:	£795	£954.00



BLA-190-33

height: 1890 mm / 75 ins
length: 327 mm / 13 ins
output: 789 watts / 2692 btu


		+VAT
white (RAL 9010):	£508	£609.60
volcanic:	£508	£609.60
aluminium:	£635	£762.00
champagne:	£635	£762.00
nickel look:	£635	£762.00
marron:	£635	£762.00
white sable:	£635	£762.00



BLA-190-50

height: 1890 mm / 75 ins
length: 491 mm / 20 ins
output: 1184 watts / 4040 btu

		+VAT
white (RAL 9010):	£687	£824.40
volcanic:	£687	£824.40
aluminium:	£859	£1030.80
champagne:	£859	£1030.80
nickel look:	£859	£1030.80
marron:	£859	£1030.80
white sable:	£859	£1030.80



BLA-190-66

height: 1890 mm / 75 ins
length: 655 mm / 26 ins
output: 1578 watts / 5384 btu

		+VAT
white (RAL 9010):	£888	£1065.60
volcanic:	£888	£1065.60
aluminium:	£1110	£1332.00
champagne:	£1110	£1332.00
nickel look:	£1110	£1332.00
marron:	£1110	£1332.00
white sable:	£1110	£1332.00

It's all in the detail...

- prices inclusive of VAT are shown in pink
- prices surrounded by a white box indicate stock items / aluminium, champagne, nickel, marron and white sable: please allow 4 – 6 weeks
- projection from wall to front face: 80 mm
- all models have side connections

Have you considered...



For pipes from wall we recommend **valve set L** see page 151.





Classic

Timeless and versatile, this radiator is a sleek update of an old school favourite. Whether modern or traditional, tall or short, subtle or bold, our Classic looks great in every installation.

Classic

We stock a significant range of sizes and finishes of this versatile radiator but there are many additional made-to-order options available, from fabulous colours to bespoke curved and angled models for bay windows. Made to measure orders for curved or angled radiators require a technical drawing to be approved and signed by the customer. Lead times are approx. 6 – 7 weeks from receipt of the signed technical drawing.

Further details can be found on our website or by contacting our customer services team.



With over 2000 bespoke sizes and a unique colour matching service (see p158) we can help you find the perfect fit for your home.




New rose copper finish (see page 159).
See the Bisque website for our rose copper prices.



Bisque's unique rustique finish
available exclusively on the Classic radiator

bespoke sizes available



2W-75-37

height: 742 mm / 30 ins
length: 394 mm / 16 ins
depth: 62 mm / 3 ins
output: 440 watts / 1501 btu

pipe centres: 326 mm
white (RAL 9010): £307 +VAT £368.40
anthracite finish: £353 £423.60
colours: £384 £460.80



2W-75-46

height: 742 mm / 30 ins
length: 486 mm / 20 ins
depth: 62 mm / 3 ins
output: 550 watts / 1877 btu

pipe centres: 418 mm
white (RAL 9010): £364 +VAT £436.80
anthracite finish: £419 £502.80
colours: £455 £546.00



2W-75-55

height: 742 mm / 30 ins
length: 578 mm / 23 ins
depth: 62 mm / 3 ins
output: 660 watts / 2252 btu

pipe centres: 510 mm
white (RAL 9010): £421 +VAT £505.20
anthracite finish: £484 £580.80
colours: £526 £631.20




2W-75-64

height: 742 mm / 30 ins
length: 670 mm / 27 ins
depth: 62 mm / 3 ins
output: 770 watts / 2627 btu

pipe centres: 602 mm
white (RAL 9010): £477 +VAT £572.40
anthracite finish: £549 £658.80
colours: £596 £715.20

Anthracite finish



It's all in the detail...

- prices inclusive of VAT are shown in pink
- prices surrounded by a white box indicate stock items / colours: please allow 4 – 6 weeks
- wall mounted 2W models have underside connections, floor mounted models have side connections
- projection from wall to front face: 90 mm

bespoke sizes available					
					
2W-150-28		2W-150-37		2W-150-46	
height: 1492 mm / 59 ins length: 302 mm / 12 ins depth: 62 mm / 3 ins output: 624 watts / 2129 btu		height: 1492 mm / 59 ins length: 394 mm / 16 ins depth: 62 mm / 3 ins output: 832 watts / 2839 btu		height: 1492 mm / 59 ins length: 486 mm / 20 ins depth: 62 mm / 3 ins output: 1040 watts / 3548 btu	
pipe centres: 234 mm		pipe centres: 326 mm		pipe centres: 418 mm	
white (RAL 9010): £369 +VAT £442.80 anthracite finish: £424 £508.80 *bare metal: £461 £553.20 colours: £461 £553.20		white (RAL 9010): £466 +VAT £559.20 anthracite finish: £536 £643.20 *bare metal: £583 £699.60 colours: £583 £699.60		white (RAL 9010): £562 +VAT £674.40 anthracite finish: £646 £775.20 *bare metal: £703 £843.60 colours: £703 £843.60	
					
		2W-180-28		2W-180-37	
height: 1792 mm / 71 ins length: 302 mm / 12 ins depth: 62 mm / 3 ins output: 744 watts / 2539 btu		height: 1792 mm / 71 ins length: 394 mm / 16 ins depth: 62 mm / 3 ins output: 992 watts / 3385 btu		height: 1792 mm / 71 ins length: 486 mm / 20 ins depth: 62 mm / 3 ins output: 1240 watts / 4231 btu	
pipe centres: 234 mm		pipe centres: 326 mm		pipe centres: 418 mm	
white (RAL 9010): £432 +VAT £518.40 anthracite finish: £497 £596.40 *bare metal: £540 £648.00 colours: £540 £648.00		white (RAL 9010): £550 +VAT £660.00 anthracite finish: £633 £759.60 *bare metal: £688 £825.60 colours: £688 £825.60		white (RAL 9010): £668 +VAT £801.60 anthracite finish: £768 £921.60 *bare metal: £835 £1002.00 colours: £835 £1002.00	
				white (RAL 9010): £786 +VAT £943.20 anthracite finish: £904 £1084.80 *bare metal: £983 £1179.60 colours: £983 £1179.60	

It's all in the detail...

- * the lacquered bare metal finish will vary, see page 160
- prices inclusive of VAT are shown in pink
- prices surrounded by a white box indicate stock items / colours: please allow 4 – 6 weeks
- wall mounted 2W models have underside connections, floor mounted models have side connnections
- projection from wall to front face: 90 mm

Have you considered...



For pipes from wall
we recommend
valve set M
see page 151.



For pipes from floor
we recommend
valve set J
see page 151.



bespoke sizes available




4F-30-46			
height: 375 mm / 15 ins			
length: 486 mm / 20 ins			
depth: 136 mm / 6 ins			
output: 419 watts / 1430 btu			
	+VAT		
white (RAL 9010):	£419	£502.80	
anthracite finish:	£482	£578.40	
colours:	£524	£628.80	



4F-30-74			
height: 375 mm / 15 ins			
length: 762 mm / 30 ins			
depth: 136 mm / 6 ins			
output: 670 watts / 2286 btu			
	+VAT		
white (RAL 9010):	£603	£723.60	
anthracite finish:	£693	£831.60	
colours:	£754	£904.80	




4F-30-92			
height: 375 mm / 15 ins			
length: 946 mm / 38 ins			
depth: 136 mm / 6 ins			
output: 838 watts / 2859 btu			
	+VAT		
white (RAL 9010):	£726	£871.20	
anthracite finish:	£835	£1002.00	
colours:	£908	£1089.60	




4F-30-110			
height: 375 mm / 15 ins			
length: 1130 mm / 45 ins			
depth: 136 mm / 6 ins			
output: 1006 watts / 3432 btu			
	+VAT		
white (RAL 9010):	£848	£1017.60	
anthracite finish:	£975	£1170.00	
colours:	£1060	£1272.00	




4F-50-55			
height: 575 mm / 23 ins			
length: 578 mm / 23 ins			
depth: 136 mm / 6 ins			
output: 811 watts / 2767 btu			
	+VAT		
white (RAL 9010):	£531	£637.20	
anthracite finish:	£611	£733.20	
*bare metal:	£664	£796.80	
colours:	£664	£796.80	




4F-50-64			
height: 575 mm / 23 ins			
length: 670 mm / 27 ins			
depth: 136 mm / 6 ins			
output: 946 watts / 3228 btu			
	+VAT		
white (RAL 9010):	£600	£720.00	
anthracite finish:	£690	£828.00	
*bare metal:	£750	£900.00	
colours:	£750	£900.00	




4F-50-74			
height: 575 mm / 23 ins			
length: 762 mm / 30 ins			
depth: 136 mm / 6 ins			
output: 1082 watts / 3692 btu			
	+VAT		
white (RAL 9010):	£670	£804.00	
anthracite finish:	£771	£925.20	
*bare metal:	£838	£1005.60	
colours:	£838	£1005.60	




4F-50-92			
height: 575 mm / 23 ins			
length: 946 mm / 38 ins			
depth: 136 mm / 6 ins			
output: 1352 watts / 4613 btu			
	+VAT		
white (RAL 9010):	£809	£970.80	
anthracite finish:	£930	£1116.00	
*bare metal:	£1011	£1213.20	
colours:	£1011	£1213.20	




4F-40-69			
height: 475 mm / 19 ins			
length: 716 mm / 29 ins			
depth: 136 mm / 6 ins			
output: 824 watts / 2811 btu			
	+VAT		
white (RAL 9010):	£607	£728.40	
anthracite finish:	£698	£837.60	
colours:	£759	£910.80	



4F-40-92			
height: 475 mm / 19 ins			
length: 946 mm / 38 ins			
depth: 136 mm / 6 ins			
output: 1098 watts / 3746 btu			
	+VAT		
white (RAL 9010):	£771	£925.20	
anthracite finish:	£887	£1064.40	
colours:	£964	£1156.80	



4F-40-110			
height: 475 mm / 19 ins			
length: 1130 mm / 45 ins			
depth: 136 mm / 6 ins			
output: 1318 watts / 4497 btu			
	+VAT		
white (RAL 9010):	£903	£1083.60	
anthracite finish:	£1038	£1245.60	
colours:	£1129	£1354.80	



4F-40-138			
height: 475 mm / 19 ins			
length: 1406 mm / 56 ins			
depth: 136 mm / 6 ins			
output: 1647 watts / 5620 btu			
	+VAT		
white (RAL 9010):	£1101	£1321.20	
anthracite finish:	£1266	£1519.20	
colours:	£1376	£1651.20	



It's all in the detail...

- * the lacquered bare metal finish will vary, see page 160
- prices inclusive of VAT are shown in pink
- prices surrounded by a white box indicate stock items / colours: please allow 4 – 6 weeks
- wall mounted 2W models have underside connections, floor mounted models have side connections

Have you considered...




For pipes from floor
we recommend
valve set K
see page 151.



For pipes from wall
we recommend
valve set L
see page 151.

bespoke sizes available



4F-50-110


height: 575 mm / 23 ins
length: 1130 mm / 45 ins
depth: 136 mm / 6 ins
output: 1622 watts / 5534 btu

	+VAT
white (RAL 9010):	£948
anthracite finish:	£1090
*bare metal:	£1185
colours:	£1185

£1137.60

£1308.00

£1422.00



4F-50-129

height: 575 mm / 23 ins
length: 1314 mm / 52 ins
depth: 136 mm / 6 ins
output: 1893 watts / 6459 btu

	+VAT
white (RAL 9010):	£1088
anthracite finish:	£1251
*bare metal:	£1360
colours:	£1360

£1305.60

£1501.20

£1632.00



4F-60-46


height: 675 mm / 27 ins
length: 486 mm / 20 ins
depth: 136 mm / 6 ins
output: 798 watts / 2723 btu

	+VAT
white (RAL 9010):	£488
anthracite finish:	£561
*bare metal:	£610
colours:	£610

£585.60

£673.20

£732.00



4F-60-64


height: 675 mm / 27 ins
length: 670 mm / 27 ins
depth: 136 mm / 6 ins
output: 1117 watts / 3811 btu

	+VAT
white (RAL 9010):	£637
anthracite finish:	£733
*bare metal:	£796
colours:	£796

£764.40

£879.60

£955.20



4F-60-83


height: 675 mm / 27 ins
length: 854 mm / 34 ins
depth: 136 mm / 6 ins
output: 1436 watts / 4900 btu

	+VAT
white (RAL 9010):	£787
anthracite finish:	£905
*bare metal:	£984
colours:	£984

£944.40

£1086.00

£1180.80



4F-60-101


height: 675 mm / 27 ins
length: 1038 mm / 41 ins
depth: 136 mm / 6 ins
output: 1756 watts / 5991 btu

	+VAT
white (RAL 9010):	£937
anthracite finish:	£1078
*bare metal:	£1171
colours:	£1171

£1124.40

£1293.60

£1405.20



4F-60-120

height: 675 mm / 27 ins
length: 1222 mm / 49 ins
depth: 136 mm / 6 ins
output: 2075 watts / 7080 btu

	+VAT
white (RAL 9010):	£1087
anthracite finish:	£1250
*bare metal:	£1359
colours:	£1359

£1304.40

£1500.00

£1630.80

It's all in the detail...

- the lacquered bare metal finish will vary, see page 160
- prices inclusive of VAT are shown in pink
- prices surrounded by a white box indicate stock items / volcanic and colours: please allow 4 – 6 weeks
- wall mounted 2W models have underside connections, floor mounted models have side connections

Have you considered...



For pipes from floor
we recommend
valve set K
see page 151.



For pipes from wall
we recommend
valve set L
see page 151.




bespoke sizes available



4F-75-55

height: 825 mm / 33 ins
length: 578 mm / 23 ins
depth: 136 mm / 6 ins
output: 1169 watts / 3989 btu


+VAT
white (RAL 9010): £632 £758.40
anthracite finish: £727 £872.40
colours: £790 £948.00



4F-75-64

height: 825 mm / 33 ins
length: 670 mm / 27 ins
depth: 136 mm / 6 ins
output: 1364 watts / 4654 btu


+VAT
white (RAL 9010): £718 £861.60
anthracite finish: £826 £991.20
colours: £898 £1077.60



4F-75-74

height: 825 mm / 33 ins
length: 762 mm / 30 ins
depth: 136 mm / 6 ins
output: 1558 watts / 5316 btu

+VAT
white (RAL 9010): £805 £966.00
anthracite finish: £926 £1111.20
colours: £1006 £1207.20



6F-40-138

height: 475 mm / 19 ins
length: 1406 mm / 56 ins
depth: 210 mm / 9 ins
output: 2415 watts / 8240 btu

+VAT
white (RAL 9010): £1457 £1748.40
anthracite finish: £1676 £2011.20
colours: £1821 £2185.20

It's all in the detail...

- prices inclusive of VAT are shown in pink
- prices surrounded by a white box indicate stock items / colours: please allow 4 – 6 weeks
- wall mounted 2W models have underside connections, floor mounted models have side connnections

Have you considered...



For pipes from floor
we recommend
valve set K
see page 151.



For pipes from wall
we recommend
valve set L
see page 151.



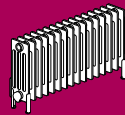
Classic (Electric)

General Purpose Radiators



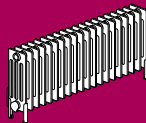
4FE-40-55/GF Electric

height: 475 mm / 19 ins
length: 594 mm / 24 ins
depth: 136 mm / 6 ins
output: 750 watts
+VAT
white (RAL 9010): £743 £891.60
anthracite finish: £854 £1024.80
colours: £929 £1114.80



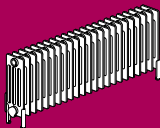
4FE-40-74/GF Electric

height: 475 mm / 19 ins
length: 778 mm / 31 ins
depth: 136 mm / 6 ins
output: 1000 watts
+VAT
white (RAL 9010): £904 £1084.80
anthracite finish: £1040 £1248.00
colours: £1130 £1356.00



4FE-40-92/GF Electric

height: 475 mm / 19 ins
length: 962 mm / 38 ins
depth: 136 mm / 6 ins
output: 1250 watts
+VAT
white (RAL 9010): £1065 £1278.00
anthracite finish: £1225 £1470.00
colours: £1331 £1597.20




4FE-40-106/GF Electric

height: 475 mm / 19 ins
length: 1000 mm / 40 ins
depth: 136 mm / 6 ins
output: 1500 watts
+VAT
white (RAL 9010): £1187 £1424.40
anthracite finish: £1365 £1638.00
colours: £1484 £1780.80



4FE-50-46/GF Electric

height: 575 mm / 23 ins
length: 502 mm / 20 ins
depth: 136 mm / 6 ins
output: 750 watts
+VAT
white (RAL 9010): £684 £820.80
anthracite finish: £787 £944.40
colours: £855 £1026.00



4FE-50-64/GF Electric

height: 575 mm / 23 ins
length: 686 mm / 28 ins
depth: 136 mm / 6 ins
output: 1000 watts
+VAT
white (RAL 9010): £854 £1024.80
anthracite finish: £982 £1178.40
colours: £1068 £1281.60

It's all in the detail...

- prices inclusive of VAT are shown in pink
- all finishes: please allow 4 – 6 weeks
- compliant with new 2018 Eco Design requirements

Have you considered...




The radiator is operated by a wireless, digital remote controller (wall mountable) with easy-to-use programs. The controller communicates with a receiver discretely mounted on the back of the Classic and colour matched to the radiator. Further details can be found on our website.




Classic (Electric)

General Purpose Radiators



4FE-50-74/GF Electric

height: 575 mm / 23 ins
length: 778 mm / 31 ins
depth: 136 mm / 6 ins
output: 1250 watts
white (RAL 9010): £939 +VAT £1126.80
anthracite finish: £1080 £1296.00
colours: £1174 £1408.80




4FE-50-87/GF Electric

height: 575 mm / 23 ins
length: 916 mm / 37 ins
depth: 136 mm / 6 ins
output: 1500 watts
white (RAL 9010): £1067 +VAT £1280.40
anthracite finish: £1227 £1472.40
colours: £1334 £1600.80




4FE-60-41/GF Electric

height: 675 mm / 27 ins
length: 456 mm / 18 ins
depth: 136 mm / 6 ins
output: 750 watts
white (RAL 9010): £668 +VAT £801.60
anthracite finish: £768 £921.60
colours: £835 £1002.00




4FE-60-110/GF Electric

height: 675 mm / 27 ins
length: 1146 mm / 46 ins
depth: 136 mm / 6 ins
output: 2000 watts
white (RAL 9010): £1345 +VAT £1614.00
anthracite finish: £1547 £1856.40
colours: £1681 £2017.20




4FE-60-55/GF Electric

height: 675 mm / 27 ins
length: 594 mm / 24 ins
depth: 136 mm / 6 ins
output: 1000 watts
white (RAL 9010): £803 +VAT £963.60
anthracite finish: £923 £1107.60
colours: £1004 £1204.80




4FE-60-74/GF Electric

height: 675 mm / 27 ins
length: 778 mm / 31 ins
depth: 136 mm / 6 ins
output: 1250 watts
white (RAL 9010): £984 +VAT £1180.80
anthracite finish: £1132 £1358.40
colours: £1230 £1476.00



4FE-60-87/GF Electric

height: 675 mm / 27 ins
length: 916 mm / 37 ins
depth: 136 mm / 6 ins
output: 1500 watts
white (RAL 9010): £1121 +VAT £1345.20
anthracite finish: £1289 £1546.80
colours: £1401 £1681.20



It's all in the detail...

- prices inclusive of VAT are shown in pink
- all finishes: please allow 4 – 6 weeks
- compliant with new 2018 Eco Design requirements

Have you considered...



The radiator is operated by a wireless, digital remote controller (wall mountable) with easy-to-use programs. The controller communicates with a receiver discretely mounted on the back of the Classic and colour matched to the radiator. Further details can be found on our website.



Decorative panel

Outrageously daring or discreetly subtle, the Decorative panel's glossy good looks provide a practical heating solution for every room in the house.

Decorative panel


bespoke sizes available



DH-50-60

height: 507 mm / 20 ins
length: 600 mm / 24 ins
output: 534 watts / 1822 btu

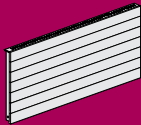
white (RAL 9010): £477 +VAT £572.40
colours: £596 £715.20



DH-50-80

height: 507 mm / 20 ins
length: 800 mm / 32 ins
output: 712 watts / 2429 btu


white (RAL 9010): £538 +VAT £645.60
colours: £673 £807.60



DH-50-100

height: 507 mm / 20 ins
length: 1000 mm / 40 ins
output: 889 watts / 3033 btu


white (RAL 9010): £598 +VAT £717.60
colours: £748 £897.60



DH-57-100

height: 578 mm / 23 ins
length: 1000 mm / 40 ins
output: 1024 watts / 3494 btu


white (RAL 9010): £645 +VAT £774.00
colours: £806 £967.20



DH-57-120

height: 578 mm / 23 ins
length: 1200 mm / 48 ins
output: 1192 watts / 4067 btu


white (RAL 9010): £711 +VAT £853.20
colours: £889 £1066.80



DH-57-150

height: 578 mm / 23 ins
length: 1500 mm / 60 ins
output: 1490 watts / 5084 btu


white (RAL 9010): £811 +VAT £973.20
colours: £1014 £1216.80



DH-50-120

height: 507 mm / 20 ins
length: 1200 mm / 48 ins
output: 1067 watts / 3641 btu

white (RAL 9010): £658 +VAT £789.60
colours: £823 £987.60



DH-50-150

height: 507 mm / 20 ins
length: 1500 mm / 60 ins
output: 1335 watts / 4555 btu


white (RAL 9010): £749 +VAT £898.80
colours: £936 £1123.20



DH-57-60

height: 578 mm / 23 ins
length: 600 mm / 24 ins
output: 614 watts / 2095 btu

white (RAL 9010): £512 +VAT £614.40
colours: £640 £768.00



DH-57-80

height: 578 mm / 23 ins
length: 800 mm / 32 ins
output: 794 watts / 2709 btu

white (RAL 9010): £576 +VAT £694.80
colours: £724 £868.80



It's all in the detail...

- prices inclusive of VAT are shown in pink
- prices surrounded by a white box indicate stock items / colours: please allow 4 – 6 weeks
- projection from wall to front face: 89 mm

Have you considered...




For pipes from wall
we recommend
valve set L
see page 151.



For pipes from floor
we recommend
valve set K
see page 151.

Decorative panel

bespoke sizes available



DVL-80-28

height: 800 mm / 32 ins
length: 283 mm / 12 ins
output: 352 watts / 1201 btu

pipe centres: 243 mm

white (RAL 9010):	£448	+VAT	£537.60
colours:	£560		£672.00



DVL-80-42

height: 800 mm / 32 ins
length: 425 mm / 17 ins
output: 528 watts / 1802 btu

pipe centres: 385 mm

white (RAL 9010):	£542	+VAT	£650.40
colours:	£678		£813.60



DVL-180-28

height: 1800 mm / 71 ins
length: 283 mm / 12 ins
output: 676 watts / 2307 btu

pipe centres: 243 mm

white (RAL 9010):	£629	+VAT	£754.80
colours:	£786		£943.20




DVL-180-35

height: 1800 mm / 71 ins
length: 354 mm / 14 ins
output: 845 watts / 2883 btu

pipe centres: 314 mm

white (RAL 9010):	£712	+VAT	£854.40
colours:	£890		£1068.00




DVL-180-42

height: 1800 mm / 71 ins
length: 425 mm / 17 ins
output: 1014 watts / 3460 btu

pipe centres: 385 mm

white (RAL 9010):	£795	+VAT	£954.00
colours:	£994		£1192.80



DVL-180-50

height: 1800 mm / 71 ins
length: 496 mm / 20 ins
output: 1183 watts / 4036 btu

pipe centres: 456 mm

white (RAL 9010):	£878	+VAT	£1053.60
colours:	£1098		£1317.60

It's all in the detail...

- prices inclusive of VAT are shown in pink
- prices surrounded by a white box indicate stock items / colours: please allow 4 – 6 weeks
- projection from wall to front face: 74 mm

Have you considered...



For pipes from wall
we recommend
valve set M
see page 151.



Magnetic towel rail (optional extra)
see page 156.



A large range of bespoke sizes
are available to order.



Finn

A contemporary finned radiator with a crisp elegance in a white or aluminium finish. The low version sits perfectly under windows; the tall Finn can fit into areas that would otherwise be unusable, freeing up valuable wallspace.

Have you considered...



For pipes from floor we recommend **valve set K** see page 151.




For vertical models with pipes from wall we recommend **valve set M** see page 151.



The Finn is also available in double width option, find out more in our Bespoke brochure or on the Bisque website.


bespoke sizes available



FN-60-77

height: 600 mm / 24 ins
length: 775 mm / 31 ins
output: 838 watts / 2859 btu


white (RAL 9010):	£452	+VAT £542.40
aluminium finish:	£520	£624.00
colours:	£565	£678.00



FN-60-98

height: 600 mm / 24 ins
length: 985 mm / 39 ins
output: 1067 watts / 3641 btu


white (RAL 9010):	£544	+VAT £652.80
aluminium finish:	£626	£751.20
colours:	£680	£816.00



FN-60-119

height: 600 mm / 24 ins
length: 1195 mm / 47 ins
output: 1295 watts / 4419 btu

white (RAL 9010):	£637	+VAT £764.40
aluminium finish:	£733	£879.60
colours:	£796	£955.20



FN-60-140

height: 600 mm / 24 ins
length: 1405 mm / 55 ins
output: 1524 watts / 5200 btu

white (RAL 9010):	£729	+VAT £874.80
aluminium finish:	£838	£1005.60
colours:	£911	£1093.20



FN-180-28

height: 1800 mm / 71 ins
length: 285 mm / 11 ins
output: 832 watts / 2839 btu

pipe centres: 210 mm

white (RAL 9010):	£406	+VAT £487.20
aluminium finish:	£467	£560.40
colours:	£508	£609.60



FN-180-35

height: 1800 mm / 71 ins
length: 355 mm / 14 ins
output: 1040 watts / 3548 btu

pipe centres: 280 mm

white (RAL 9010):	£479	+VAT £574.80
aluminium finish:	£551	£661.20
colours:	£599	£718.80



FN-180-42

height: 1800 mm / 71 ins
length: 425 mm / 17 ins
output: 1248 watts / 4258 btu

pipe centres: 350 mm

white (RAL 9010):	£552	+VAT £662.40
aluminium finish:	£635	£762.00
colours:	£690	£828.00

It's all in the detail...


- prices inclusive of VAT are shown in pink
- prices surrounded by a white box indicate stock items / colours: please allow 4 – 6 weeks
- projection from wall to front face: 130 mm
- element depth: 70 mm



Flow Form

No longer hidden behind grilles, the industrial heating element appears as a beautiful object in its own right. Flow Form's spiral fin, designed for technical efficiency, adds a dramatic twist to modern living.


small diameter



FF-100

height: 130 mm / 6 ins
length: 1000 mm / 40 ins
diameter: 88 mm / 4 ins
output: 246 watts / 839 btu


white (RAL 9010): £320 +VAT £384.00
colours: £400 £480.00



FF-150

height: 130 mm / 6 ins
length: 1500 mm / 60 ins
diameter: 88 mm / 4 ins
output: 361 watts / 1232 btu

white (RAL 9010): £393 +VAT £471.60
colours: £491 £589.20




FF-200

height: 130 mm / 6 ins
length: 2000 mm / 79 ins
diameter: 88 mm / 4 ins
output: 498 watts / 1699 btu

white (RAL 9010): £478 +VAT £573.60
colours: £598 £717.60


large diameter



XFF-100

height: 190 mm / 8 ins
length: 1000 mm / 40 ins
diameter: 133 mm / 6 ins
general output: 370 watts / 1262 btu
chrome output: 346 watts / 1180 btu


white (RAL 9010): £469 +VAT £562.80
colours: £586 £703.20
chrome: £821 £985.20



XFF-150

height: 190 mm / 8 ins
length: 1500 mm / 40 ins
diameter: 133 mm / 6 ins
general output: 565 watts / 1928 btu
chrome output: 513 watts / 1749 btu

white (RAL 9010): £563 +VAT £675.60
colours: £704 £844.80
chrome: £985 £1182.00



XFF-200

height: 190 mm / 8 ins
length: 2000 mm / 79 ins
diameter: 133 mm / 6 ins
general output: 797 watts / 2719 btu
chrome output: 706 watts / 2407 btu

white (RAL 9010): £659 +VAT £790.80
colours: £824 £988.80
chrome: £1153 £1383.60

It's all in the detail...

- prices inclusive of VAT are shown in pink
- prices surrounded by a white box indicate stock items / colours: please allow 5 – 6 weeks
- this radiator may only be installed horizontally on the floor

Have you considered...



For pipes from floor
we recommend
valve set D
see page 148.



For pipes from wall
we recommend
valve set Z
see page 149.





Hot Spring

Celebrate our Ruby anniversary with a brilliantly imaginative radiator, the award winning Hot Spring. This funky radiator is an icon of contemporary design and redefines the image of radiators.



HOT-60		
height: 662 mm / 26 ins		
diameter: 200 mm / 8 ins		
general output: 308 watts / 1051 btu		
chrome output: 231 watts / 788 btu		
pipe centres: 60 mm		
	+VAT	
white (RAL 9010):	£437	£524.40
colours:	£546	£655.20
chrome:	£590	£708.00



HOT-120		
height: 1262 mm / 50 ins		
diameter: 200 mm / 8 ins		
general output: 606 watts / 2068 btu		
chrome output: 426 watts / 1454 btu		
pipe centres: 60 mm		
	+VAT	
white (RAL 9010):	£591	£709.20
colours:	£739	£886.80
chrome:	£798	£957.60



HOT-150		
height: 1562 mm / 62 ins		
diameter: 200 mm / 8 ins		
general output: 755 watts / 2576 btu		
chrome output: 540 watts / 1842 btu		
pipe centres: 60 mm		
	+VAT	
white (RAL 9010):	£712	£854.40
colours:	£890	£1068.00
chrome:	£961	£1153.20



HOT-180		
height: 1862 mm / 73 ins		
diameter: 200 mm / 8 ins		
general output: 884 watts / 3016 btu		
chrome / output: 654 watts / 2231 btu		
pipe centres: 60 mm		
	+VAT	
white (RAL 9010):	£837	£1004.40
colours:	£1046	£1255.20
chrome:	£1130	£1356.00

It's all in the detail...

- prices inclusive of VAT are shown in pink
- prices surrounded by a white box indicate stock items / white (RAL 9010) and colours: please allow 5 – 6 weeks
- projection from wall to front face: 280 mm

Have you considered...



For pipes from wall
we recommend
valve set K
see page 151.



For pipes from floor
we recommend
valve set J
see page 151.



Designed by Paul Priestman

Winner of the Design Council Millennium Product Award



Lissett

With its slim profile and graceful curves the Lissett is a subtly elegant radiator that complements contemporary interiors. Its elliptical sections are topped by chrome caps and its discreet brackets allow for minimal projection from the wall. Made from recycled aluminium, the Lissett uses less energy to heat-up and is fast to respond to changes in room temperature.



The Lissett is available from stock in white (RAL 9010) and volcanic but can be ordered in a range of finishes. Other colours are available via our colour matching service (see page 158)



aluminium



LI-60-80

height: 590 mm / 24 ins
length: 804 mm / 32 ins
output: 624 watts / 2128 btu

white (RAL 9010):	£509	£610.80
volcanic:	£509	£610.80
aluminium:	£636	£763.20
champagne:	£636	£763.20
nickel look:	£636	£763.20
marron:	£636	£763.20
white sable:	£636	£763.20



LI-60-100

height: 590 mm / 24 ins
length: 1006 mm / 40 ins
output: 780 watts / 2661 btu

white (RAL 9010):	£628	£753.60
volcanic:	£628	£753.60
aluminium:	£785	£942.00
champagne:	£785	£942.00
nickel look:	£785	£942.00
marron:	£785	£942.00
white sable:	£785	£942.00



LI-60-120

height: 590 mm / 24 ins
length: 1207 mm / 48 ins
output: 936 watts / 3193 btu

white (RAL 9010):	£751	£901.20
volcanic:	£751	£901.20
aluminium:	£939	£1126.80
champagne:	£939	£1126.80
nickel look:	£939	£1126.80
marron:	£939	£1126.80
white sable:	£939	£1126.80



LI-60-140

height: 590 mm / 24 ins
length: 1409 mm / 56 ins
output: 1092 watts / 3725 btu

white (RAL 9010):	£880	£1056.00
volcanic:	£880	£1056.00
aluminium:	£1100	£1320.00
champagne:	£1100	£1320.00
nickel look:	£1100	£1320.00
marron:	£1100	£1320.00
white sable:	£1100	£1320.00



It's all in the detail...

- prices inclusive of VAT are shown in pink
- prices surrounded by a white box indicate stock items /champagne, nickel, marron and white sable: please allow 4 – 6 weeks
- other finishes are available for this product via our colour matching service see page 158
- projection from wall to front face: 69 – 82 mm

Have you considered...



For pipes from floor we recommend **valve set K** see page 151.



For pipes from wall we recommend **valve set L** see page 151.

aluminium



LI-190-40

height: 1890 mm / 74 ins
length: 401 mm / 16 ins
output: 853 watts / 2911 btu

pipe centres: 201 mm

white (RAL 9010):	£528	£633.60
volcanic:	£528	£633.60
aluminium:	£660	£792.00
champagne:	£660	£792.00
nickel look:	£660	£792.00
marron:	£660	£792.00
white sable:	£660	£792.00



LI-190-60

height: 1890 mm / 74 ins
length: 603 mm / 24 ins
output: 1289 watts / 4398 btu

pipe centres: 403 mm

white (RAL 9010):	£695	£834.00
volcanic:	£695	£834.00
aluminium:	£869	£1042.80
champagne:	£869	£1042.80
nickel look:	£869	£1042.80
marron:	£869	£1042.80
white sable:	£869	£1042.80

It's all in the detail...

- prices inclusive of VAT are shown in pink
- prices surrounded by a white box indicate stock items /champagne, nickel, marron and white sable: please allow 4 – 6 weeks
- other finishes are available for this product via our colour matching service see page 158
- projection from wall to front face: 69 - 82 mm

Have you considered...



For pipes from wall we recommend **valve set M** see page 151.




Tetro

The gorgeous Tetro combines all the benefits of aluminium radiators with beautiful retro styling. Made from recycled material, this innovative model is high tech but with classic appeal. Light and responsive and with a high output, this is a radiator for the future which complements the past.





The Tetro comes with an impressive 15 year warranty and is available in 4 elegant colours, White (RAL9010), Volcanic, Champagne and Marron.



With its slim profile and high output, the Tetro is both effective and unobtrusive.

aluminium

floor mounted



TEF-58-60

height: 639 mm / 26 ins
length: 600 mm / 24 ins
output: 732 watts / 2498 btu

		+VAT
white (RAL 9010):	£687	£824.40
volcanic:	£859	£1030.80
champagne:	£859	£1030.80
marron:	£859	£1030.80



TEF-58-80

height: 639 mm / 26 ins
length: 800 mm / 32 ins
output: 976 watts / 3330 btu

		+VAT
white (RAL 9010):	£895	£1074.00
volcanic:	£1119	£1342.80
champagne:	£1119	£1342.80
marron:	£1119	£1342.80



TEF-58-100

height: 639 mm / 26 ins
length: 1000 mm / 40 ins
output: 1220 watts / 4163 btu

		+VAT
white (RAL 9010):	£1115	£1338.00
volcanic:	£1394	£1672.80
champagne:	£1394	£1672.80
marron:	£1394	£1672.80



TEF-58-120

height: 639 mm / 26 ins
length: 1200 mm / 48 ins
output: 1464 watts / 4995 btu

		+VAT
white (RAL 9010):	£1336	£1603.20
volcanic:	£1670	£2004.00
champagne:	£1670	£2004.00
marron:	£1670	£2004.00



Designed by Fondital

It's all in the detail...

- prices inclusive of VAT are shown in pink
- prices surrounded by a white box indicate stock items / other listed finishes: please allow 6 weeks
- on floor mounted models the feet are not symmetrical. The radiator flow and return can be reversed if required. Please refer to the fitting instructions on our website.
- projection from wall to front face: 125 mm

aluminium			
			
TEW-148-30	TEW-148-40	TEW-148-50	
height: 1484 mm / 59 ins length: 300 mm / 12 ins output: 887 watts / 3026 btu	height: 1484 mm / 59 ins length: 400 mm / 16 ins output: 1182 watts / 4033 btu	height: 1484 mm / 59 ins length: 500 mm / 20 ins output: 1478 watts / 5043 btu	
white (RAL 9010): £510 +VAT £612.00 volcanic: £638 £765.60 champagne: £638 £765.60 marron: £638 £765.60	white (RAL 9010): £661 +VAT £793.20 volcanic: £826 £991.20 champagne: £826 £991.20 marron: £826 £991.20	white (RAL 9010): £822 +VAT £986.40 volcanic: £1028 £1233.60 champagne: £1028 £1233.60 marron: £1028 £1233.60	
			
TEW-178-30	TEW-178-40	TEW-178-50	TEW-178-60
height: 1784 mm / 71 ins length: 300 mm / 12 ins output: 1068 watts / 3644 btu	height: 1784 mm / 71 ins length: 400 mm / 16 ins output: 1424 watts / 4859 btu	height: 1784 mm / 71 ins length: 500 mm / 20 ins output: 1780 watts / 6073 btu	height: 1784 mm / 71 ins length: 600 mm / 24 ins output: 2136 watts / 7288 btu
white (RAL 9010): £538 +VAT £645.60 volcanic: £673 £807.60 champagne: £673 £807.60 marron: £673 £807.60	white (RAL 9010): £696 +VAT £835.20 volcanic: £870 £1044.00 champagne: £870 £1044.00 marron: £870 £1044.00	white (RAL 9010): £865 +VAT £1038.00 volcanic: £1081 £1297.20 champagne: £1081 £1297.20 marron: £1081 £1297.20	white (RAL 9010): £1036 +VAT £1243.20 volcanic: £1295 £1554.00 champagne: £1295 £1554.00 marron: £1295 £1554.00

It's all in the detail...

- prices inclusive of VAT are shown in pink
- prices surrounded by a white box indicate stock items / other finishes: please allow 6 weeks
- projection from wall to front face: 125 mm

Have you considered...



For pipes from wall we recommend **valve set L** see page 151.



For pipes from floor or wall we recommend **valve set N** available in matching volcanic or complementary brass finish. See page 152.

This product comes with a 15 year warranty






Trubi

Elegant yet simple, the Trubi will complement any interior. The slender, vertical tubes are attentively spaced to give this radiator a light and subtle appearance, which belies its good heat output. Tall models provide a solution for narrow wall spaces whilst the low version fits effortlessly in hallways and under windows.






TRB-60-80

height: 600 mm / 24 ins
length: 792 mm / 31 ins
output: 561 watts / 1914 btu


		+VAT
white (RAL 9010):	£297	£356.40
volcanic:	£371	£445.20
colours:	£371	£445.20



TRB-60-100

height: 600 mm / 24 ins
length: 990 mm / 39 ins
output: 702 watts / 2395 btu


		+VAT
white (RAL 9010):	£328	£393.60
volcanic:	£410	£492.00
colours:	£410	£492.00



TRB-60-120

height: 600 mm / 24 ins
length: 1188 mm / 47 ins
output: 842 watts / 2873 btu


		+VAT
white (RAL 9010):	£359	£430.80
volcanic:	£449	£538.80
colours:	£449	£538.80



TRBD-60-80

height: 600 mm / 24 ins
length: 792 mm / 31 ins
output: 904 watts / 3084 btu


		+VAT
white (RAL 9010):	£519	£622.80
volcanic:	£649	£778.80
colours:	£649	£778.80



TRBD-60-100

height: 600 mm / 24 ins
length: 990 mm / 39 ins
output: 1110 watts / 3787 btu

		+VAT
white (RAL 9010):	£572	£686.40
volcanic:	£715	£858.00
colours:	£715	£858.00



TRBD-60-120

height: 600 mm / 24 ins
length: 1188 mm / 47 ins
output: 1131 watts / 3859 btu

		+VAT
white (RAL 9010):	£627	£752.40
volcanic:	£784	£940.80
colours:	£784	£940.80

It's all in the detail...

- prices inclusive of VAT are shown in pink
- prices surrounded by a white box indicate stock items / other listed finishes: please allow 6 weeks
- projection from wall to front face: single tube 74 mm; double tube 91 mm

Have you considered...



For pipes from wall we recommend **valve set L** see page 151.



For pipes from wall we recommend **valve set K** see page 151.





TRB-180-30

height: 1800 mm / 71 ins
length: 330 mm / 13 ins
output: 684 watts / 2334 btu
pipe centres: 264 mm

		+VAT
white (RAL 9010):	£269	£322.80
volcanic:	£336	£403.20
colours:	£336	£403.20



TRBD-180-30

height: 1800 mm / 71 ins
length: 330 mm / 13 ins
output: 996 watts / 3398 btu
pipe centres: 264 mm

		+VAT
white (RAL 9010):	£470	£564.00
volcanic:	£588	£705.60
colours:	£588	£705.60



TRB-180-40

height: 1800 mm / 71 ins
length: 396 mm / 16 ins
output: 820 watts / 2798 btu
pipe centres: 330 mm

		+VAT
white (RAL 9010):	£330	£396.00
volcanic:	£413	£495.60
colours:	£413	£495.60



TRBD-180-40

height: 1800 mm / 71 ins
length: 396 mm / 16 ins
output: 1195 watts / 4077 btu
pipe centres: 330 mm

		+VAT
white (RAL 9010):	£574	£688.80
volcanic:	£718	£861.60
colours:	£718	£861.60



TRB-180-50

height: 1800 mm / 71 ins
length: 462 mm / 19 ins
output: 957 watts / 3265 btu
pipe centres: 396 mm

		+VAT
white (RAL 9010):	£389	£466.80
volcanic:	£486	£583.20
colours:	£486	£583.20



TRBD-180-50

height: 1800 mm / 71 ins
length: 462 mm / 19 ins
output: 1394 watts / 4756 btu
pipe centres: 396 mm

		+VAT
white (RAL 9010):	£680	£816.00
volcanic:	£850	£1020.00
colours:	£850	£1020.00

It's all in the detail...

- prices inclusive of VAT are shown in pink
- prices surrounded by a white box indicate stock items / other listed finishes: please allow 6 weeks
- projection from wall to front face: single tube 74 mm; double tube 91 mm

Have you considered...



For pipes from wall
we recommend **valve set M**
see page 151.



For pipes from floor
we recommend **valve set J**
see page 151.



Technical data

The mandatory introduction of CE marking for radiators means that all radiators should now be independently tested and their outputs certified by an independently accredited third party in accordance with European standard EN 442. This information (including weight, water content and the testing facility) must be shown in the literature and on the packaging.

Bisque has always been scrupulous in ensuring that all radiators in our portfolio are independently tested before we launch them and the required information has always been available via the technical data sheets on our website. In accordance with the new CE guidelines, we have now also included this information in our brochure and on the radiator packaging. We can also provide Declaration of Performance documents on request.

Customers can therefore be assured that Bisque radiators will perform as published and need have no concerns about under heated rooms due to exaggerated radiator outputs.

Towel rails and radiators

Alban					Outputs ΔT=50K are listed on product pages					
Model code	Finish	Overall projection mm	Pipe centres mm		Outputs ΔT=30K		Exponent n.	Weight kg	Water content litres	Immersion rating
			radiator	from wall	Watts	Btus				
ALB-100-50	stainless steel	100-125	50	55-80	135	461	1.25	6.6	5.2	200
ALB-140-50	stainless steel	100-125	50	55-80	171	583	1.3	8.7	7.2	250
ALB-180-50	stainless steel	100-125	50	55-80	221	755	1.24	10.8	9.1	300
Max. working pressure 4 bar		Max. working temperature 90° C		Test lab. reg. no. 480		Test lab. BSRIA				

Archibald					Outputs $\Delta T=50K$ are listed on product pages					
Model code	Finish	Overall projection mm	Pipe centres mm		Outputs $\Delta T=30K$		Exponent n.	Weight kg	Water content litres	Immersion rating
			radiator	from wall	Watts	Btus				
ARB-120-50	white	104-108	200 minus valves	66-70	180	602	1.22	4.6	2.3	N/A
ARB-120-50	chrome	104-108	200 minus valves	66-70	125	418	1.22	4.6	2.3	N/A
Max. working pressure 12 bar		Max. working temperature 95° C		Test lab. reg. no. 1428		Test lab. WSP				

Balmoral					Outputs $\Delta T=50K$ are listed on product pages					
Model code	Finish	Overall projection mm	Pipe centres mm		Outputs $\Delta T=30K$		Exponent n.	Weight kg	Water content litres	Immersion rating
			radiator	from wall	Watts	Btus				
BALM	white/chrome	250	578 minus valves	100	355	1211	1.31	24	10	N/A
Max. working pressure 5 bar		Max. working temperature 120° C		Test lab. reg. no. 0480		Test lab. BSRIA				

Blok towel					Outputs ΔT=50K are listed on product pages					
Model code	Finish	Overall projection mm	Pipe centres mm		Outputs ΔT=30K		Exponent n.	Weight kg	Water content litres	Immersion rating
			radiator	from wall	Watts	Btus				
BLAT-60-33	paint	118	length + valves	50	156	532	1.27	4.3	0.6	N/A
BLAT-130-33	paint	146	length + valves	50	292	996	1.27	8.5	1.1	N/A
BLAT-160-33	paint	146	length + valves	50	349	1191	1.28	10.3	1.3	N/A
BLAT-190-33	paint	146	length + valves	50	407	1389	1.30	12.1	1.5	N/A
Max. working pressure 8 bar		Max. working temperature 90° C		Test lab. reg. no. 1695			Test lab. M.R.T.			

Buckingham					Outputs ΔT=50K are listed on product pages					
Model code	Finish	Overall projection mm	Pipe centres mm		Outputs ΔT=30K		Exponent n.	Weight kg	Water content litres	Immersion rating
			radiator	from wall	Watts	Btus				
BUCK	chrome	120	425	50	91	310	1.23	8	1.9	N/A
Max. working pressure 5 bar		Max. working temperature 120° C		Test lab. reg. no. 0480		Test lab. BSRIA				

Chime					Outputs ΔT=50K are listed on product pages					
Model code	Finish	Overall projection mm	Pipe centres mm		Outputs ΔT=30K		Exponent n.	Weight kg	Water content litres	Immersion rating
			radiator	from wall	Watts	Btus				
CHM-100-50	paint	121-146	50	55-80	204	696	1.23	7.3	6	200
CHM-140-50	paint	121-146	50	55-80	272	928	1.26	9.6	6.7	250
CHM-180-50	paint	121-146	50	55-80	341	1163	1.24	12	8.2	300
CHM-100-50	mirror finish	121-146	50	55-80	141	480	1.32	7.3	6	200
CHM-140-50	mirror finish	121-146	50	55-80	204	697	1.2	9.6	6.7	250
CHM-180-50	mirror finish	121-146	50	55-80	234	797	1.23	12	8.2	300
Max. working pressure 6 bar		Max. working temperature 90° C		Test lab. reg. no. 0480			Test lab. BSRIA			

Classic towel					Outputs $\Delta T=50K$ are listed on product pages					
Model code	Finish	Overall projection mm	Pipe centres mm		Outputs $\Delta T=30K$		Exponent n.	Weight kg	Water content litres	Immersion rating
			radiator +/- 1.5%	from wall	Watts	Btus				
CT-75-37	paint	170	326	59	232	793	1.25	9.3	5.6	N/A
CT-75-46	paint	170	418	59	290	991	1.25	11.6	7	N/A
CT-75-55	paint	170	510	59	349	1189	1.25	13.9	8.4	N/A
CT-75-64	paint	170	602	59	407	1387	1.25	16.2	9.8	N/A
CT-150-28	paint	170	234	59	324	1107	1.28	13.8	7.8	N/A
CT-150-37	paint	170	326	59	433	1476	1.28	18.4	10.4	N/A
CT-150-46	paint	170	418	59	541	1845	1.28	23	13	N/A
CT-180-28	paint	170	234	59	381	1300	1.31	16.2	9	N/A
CT-180-37	paint	170	326	59	508	1733	1.31	21.6	12	N/A
CT-180-46	paint	170	418	59	635	2167	1.31	27	15	N/A
CT-180-55	paint	170	520	59	762	2600	1.31	32.4	18	N/A
Max. working pressure 10 bar		Max. working temperature 110° C		Test lab. reg. no. 1428			Test lab. WSP			

Deline					Outputs ΔT=50K are listed on product pages					
Model code	Finish	Overall projection mm	Pipe centres mm		Outputs ΔT=30K		Exponent n.	Weight kg	Water content litres	Immersion rating
			radiator	from wall	Watts	Btus				
DEL-80-50	paint	70-80	456	55-65	199	679	1.26	6	3.9	200
DEL-120-50	paint	70-80	456	55-65	288	984	1.27	9	5.7	250
DEL-180-50	paint	70-80	456	55-65	437	1488	1.26	13.5	8.7	400
DEL-80-60	paint	70-80	556	55-65	235	803	1.26	7	4.6	200
DEL-120-60	paint	70-80	556	55-65	340	1162	1.26	10	6.6	300
DEL-180-60	paint	70-80	556	55-65	516	1762	1.25	16	9.9	400
DEL-80-50	chrome	70-80	456	55-65	145	497	1.26	6	3.9	200
DEL-120-50	chrome	70-80	456	55-65	210	719	1.27	9	5.7	250
DEL-180-50	chrome	70-80	456	55-65	319	1086	1.26	13.5	8.7	400
DEL-80-60	chrome	70-80	556	55-65	172	586	1.26	7	4.6	200
DEL-120-60	chrome	70-80	556	55-65	248	848	1.26	10	6.6	300
DEL-180-60	chrome	70-80	556	55-65	377	1287	1.25	16	9.9	400
Max. working pressure 11.5 bar		Max. working temperature 90° C		Test lab. reg. no. 1428		Test lab. WSP				

Where pipe centres are listed as **length + valves**, please consult the product fitting sheets on our website for the most precise and up-to-date information.

Please note that the maximum operating pressure for our immersion heaters is 4bar.

					Outputs ΔT=50K are listed on product pages					
Model code	Finish	Overall projection mm	Pipe centres mm		Outputs ΔT=30K		Exponent n.	Weight kg	Water content litres	Immersion rating
			radiator	from wall	Watts	Btus				
GIO-90-55	stainless steel	75-105	500	60-90	97	331	1.19	4.8	2.2	100
GIO-120-55	stainless steel	75-105	500	60-90	132	450	1.19	6.3	2.8	200
GIO-150-55	stainless steel	75-105	500	60-90	165	563	1.19	7.3	3.5	200
GIO-180-55	stainless steel	75-105	500	60-90	193	659	1.20	8.8	4.5	250
Max. working pressure 9 bar		Max. working temperature 120° C		Test lab. reg. no. 1695		Test lab. M.R.T				

					Outputs ΔT=50K are listed on product pages					
Model code	Finish	Overall projection mm	Pipe centres mm		Outputs ΔT=30K		Exponent n.	Weight kg	Water content litres	Immersion rating
			radiator	from wall	Watts	Btus				
LIT-60-40	paint	115 - 128	201	51 - 64	162	553	1.29	4.0	0.8	N/A
LIT-160-40	paint	135 - 148	201	51 - 64	379	1293	1.31	10.0	1.8	N/A
LIT-190-40	paint	135 - 148	201	51 - 64	440	1500	1.31	11.3	2.1	N/A
Max. working pressure 8 bar		Max. working temperature 90° C		Test lab. reg. no. 1695		Test lab. M.R.T.				

					Outputs ΔT=50K are listed on product pages					
Model code	Finish	Overall projection mm	Pipe centres mm		Outputs ΔT=30K		Exponent n.	Weight kg	Water content litres	Immersion rating
			radiator	from wall	Watts	Btus				
OLG-60-50	stainless steel	75-105	450	75-105	77	263	1.19	3.2	1.4	100
OLG-90-30	stainless steel	75-105	270	75-105	92	314	1.18	3.3	1.9	100
OLG-90-50	stainless steel	75-105	450	75-105	109	372	1.21	4.3	2	100
OLG-120-30	stainless steel	75-105	270	75-105	109	372	1.21	4.3	2.4	150
OLG-120-50	stainless steel	75-105	450	75-105	141	481	1.22	5.4	2.7	150
OLG-120-65	stainless steel	75-105	600	75-105	182	621	1.20	6.5	3.1	200
OLG-155-50	stainless steel	75-105	450	75-105	194	662	1.22	7.2	3.8	250
OLG-180-50	stainless steel	75-105	450	75-105	210	717	1.23	8.1	4.2	250
Max. working pressure 9 bar		Max. working temperature 120° C		Test lab. reg. no. 1695		Test lab. M.R.T.				

					Outputs ΔT=50K are listed on product pages					
Model code	Finish	Overall projection mm	Pipe centres mm		Outputs ΔT=30K		Exponent n.	Weight kg	Water content litres	Immersion rating
			radiator	from wall	Watts	Btus				
OBT-60-50	stainless steel	145-175	50	60-90	106	362	1.17	4	1.9	N/A
OBT-90-50	stainless steel	145-175	50	60-90	158	539	1.22	6	3	N/A
OBT-120-50	stainless steel	145-175	50	60-90	214	730	1.24	7.9	3.7	N/A
OBT-150-50	stainless steel	145-175	50	60-90	272	928	1.26	9.9	4.8	N/A
OBT-180-50	stainless steel	145-175	50	60-90	340	1160	1.22	11.7	6	N/A
Max. working pressure 9 bar		Max. working temperature 120° C		Test lab. reg. no. 1695		Test lab. M.R.T.				

					Outputs ΔT=50K are listed on product pages					
Model code	Finish	Overall projection mm	Pipe centres mm		Outputs ΔT=30K		Exponent n.	Weight kg	Water content litres	Immersion rating
			radiator	from wall	Watts	Btus				
OSBO	chrome	140	445 minus valves	100	128	437	1.23	10	3	N/A
Max. working pressure 5 bar		Max. working temperature 120° C		Test lab. reg. no. 0480		Test lab. BSRIA				

Where pipe centres are listed as **length + valves**, please consult the product fitting sheets on our website for the most precise and up-to-date information.

Please note that the maximum operating pressure for our immersion heaters is 4bar.

					Outputs ΔT=50K are listed on product pages					
Model code	Finish	Overall projection mm	Pipe centres mm		Outputs ΔT=30K		Exponent n.	Weight kg	Water content litres	Immersion rating
			radiator	from wall	Watts	Btus				
PER-80-50	stainless steel	78-103	462	59-84	98	334	1.27	4.8	3.1	150
PER-120-50	stainless steel	78-103	462	59-84	144	490	1.23	6.6	4.5	200
PER-150-50	stainless steel	78-103	462	59-84	179	611	1.22	7.6	5.7	250
Max. working pressure 4 bar		Max. working temperature 90° C		Test lab. reg. no. 0480		Test lab. BSRIA				

					Outputs ΔT=50K are listed on product pages					
Model code	Finish	Overall projection mm	Pipe centres mm		Outputs ΔT=30K		Exponent n.	Weight kg	Water content litres	Immersion rating
			radiator	from wall	Watts	Btus				
QUT-150-23	stainless steel	106-131	180	40-65	174	594	1.22	9,2	11.1	N/A
QUT-150-29	stainless steel	106-131	240	40-65	218	744	1.22	11.5	13.9	N/A
QUT-150-35	stainless steel	106-131	300	40-65	261	891	1.22	13.8	16.7	N/A
QUT-180-23	stainless steel	106-131	180	40-65	200	682	1.24	10.8	13.5	N/A
QUT-180-29	stainless steel	106-131	240	40-65	249	850	1.24	13.5	16.9	N/A
QUT-180-35	stainless steel	106-131	300	40-65	299	1020	1.24	16.2	20.3	N/A
Max. working pressure 9 bar		Max. working temperature 120° C		Test lab. reg. no. 1695		Test lab. M.R.T.				

					Outputs ΔT=50K are listed on product pages					
Model code	Finish	Overall projection mm	Pipe centres mm		Outputs ΔT=30K		Exponent n.	Weight kg	Water content litres	Immersion rating
			radiator	from wall	Watts	Btus				
SFT-80-50	paint	102-119	458	66-83	224	765	1.22	8.1	4.3	200
SFT-80-60	paint	102-119	558	66-83	265	905	1.21	9.5	5	250
SFT-120-50	paint	102-119	458	66-83	325	1094	1.23	12	6.1	250
SFT-120-60	paint	102-119	558	66-83	385	1297	1.22	13.9	7.2	300
SFT-185-50	paint	102-119	458	66-83	500	1702	1.24	19.1	9.6	400
SFT-185-60	paint	102-119	558	66-83	592	2001	1.23	22	11.3	500
SFT-80-50	chrome	102-119	458	66-83	146	485	1.22	8.1	4.3	200
SFT-80-60	chrome	102-119	558	66-83	173	570	1.21	9.5	5	250
SFT-120-50	chrome	102-119	458	66-83	214	704	1.23	12	6.1	250
SFT-120-60	chrome	102-119	558	66-83	255	833	1.22	13.9	7.2	300
SFT-185-50	chrome	102-119	458	66-83	337	1120	1.24	19.1	9.6	400
SFT-185-60	chrome	102-119	558	66-83	399	1316	1.23	22	11.3	500
Max. working pressure 10 bar		Max. working temperature 100° C		Test lab. reg. no. 1428		Test lab. WSP				

					Outputs ΔT=50K are listed on product pages					
Model code	Finish	Overall projection mm	Pipe centres mm		Outputs ΔT=30K		Exponent n.	Weight kg	Water content litres	Immersion rating
			radiator	from wall	Watts	Btus				
SVA-151-30	paint	117-131	40	51-64	189	644	1.27	6.3	0.75	N/A
SVA-189-30	paint	117-131	40	51-64	220	754	1.31	7	0.9	N/A
Max. working pressure 6 bar		Max. working temperature 90° C		Test lab. reg. no. 1695		Test lab. M.R.T.				

					Outputs ΔT=50K are listed on product pages					
Model code	Finish	Overall projection mm	Pipe centres mm		Outputs ΔT=30K		Exponent n.	Weight kg	Water content litres	Immersion rating
			radiator	from wall	Watts	Btus				
TEWT-148-30	paint	175	length + 20 + valves	80	417	1422	1.29	11	14.2	N/A
TEWT-148-40	paint	175	length + 20 + valves	80	556	1896	1.29	14	18.9	N/A
TEWT-148-50	paint	175	length + 20 + valves	80	695	2370	1.29	18	23.6	N/A
TEWT-178-30	paint	175	length + 20 + valves	80	500	1705	1.3	12	17.1	N/A
TEWT-178-40	paint	175	length + 20 + valves	80	667	2274	1.3	16	22.8	N/A
TEWT-178-50	paint	175	length + 20 + valves	80	834	2844	1.3	20	28.5	N/A
TEWT-178-60	paint	175	length + 20 + valves	80	1001	3413	1.3	24	34.2	N/A
Max. working pressure 16 bar		Max. working temperature 120° C		Test lab. reg. no. 1695		Test lab. M.R.T.				

General purpose radiators

Arteplano

Outputs ΔT=50K are listed on product pages										
Model code	Finish	Overall projection mm	Pipe centres mm		Outputs ΔT=30K		Exponent n.	Weight* kg	Water content litres	Immersion rating
			radiator	from wall	Watts	Btus				
VJ-56-100	paint/metal	74/79	length + valves	44/49	312	1065	1.25	30	3.5	N/A
VJ-56-120	paint/metal	74/79	length + valves	44/49	374	1278	1.25	37	4.3	N/A
VJ-56-140	paint/metal	74/79	length + valves	44/49	437	1490	1.25	43	5	N/A
HJ-180-30	paint/metal	74/79	251	44/49	268	913	1.3	17	2.9	N/A
HJ-180-45	paint/metal	74/79	399	44/49	402	1370	1.3	34	4.3	N/A
HJ-180-60	paint/metal	74/79	547	44/49	535	1827	1.3	46	5.8	N/A
Max. working pressure 4 bar Max. working temperature 85° C Test lab. reg. no. 0626 Test lab. HLK Stuttgart										

* the mirror finish of this product has a 9% reduction in output * please note weight may vary depending on finish

Blok

Outputs ΔT=50K are listed on product pages										
Model code	Finish	Overall projection mm	Pipe centres mm		Outputs ΔT=30K		Exponent n.	Weight kg	Water content litres	Immersion rating
			radiator	from wall	Watts	Btus				
BLA-60-66	paint	80	length + valves	50	312	1065	1.27	8.6	1.2	N/A
BLA-60-82	paint	80	length + valves	50	390	1331	1.27	10.8	1.5	N/A
BLA-60-99	paint	80	length + valves	50	467	1593	1.27	13.0	1.8	N/A
BLA-60-115	paint	80	length + valves	50	545	1860	1.27	15.2	2.1	N/A
BLA-160-33	paint	80	length + valves	50	349	1191	1.28	10.3	1.3	N/A
BLA-160-50	paint	80	length + valves	50	524	1788	1.28	15.5	1.9	N/A
BLA-190-33	paint	80	length + valves	50	407	1389	1.30	12.1	1.5	N/A
BLA-190-50	paint	80	length + valves	50	610	2081	1.30	18.1	2.3	N/A
BLA-190-66	paint	80	length + valves	50	813	2774	1.30	24.2	3.0	N/A
Max. working pressure 6 bar Max. working temperature 90° C Test lab. reg. no. 1695 Test lab. M.R.T.										

Classic (wall hung)

Outputs ΔT=50K are listed on product pages										
Model code	Finish	Overall projection mm	Pipe centres mm		Outputs ΔT=30K		Exponent n.	Weight kg	Water content litres	Immersion rating
			radiator +/- 1.5%	from wall	Watts	Btus				
2W-120-37	paint	90	326	59	350	1193	1.25	14.4	8.8	N/A
2W-120-46	paint	90	418	59	437	1490	1.25	18	11	N/A
2W-120-55	paint	90	510	59	524	1787	1.25	21.6	13.2	N/A
2W-150-28	paint	90	234	59	324	1107	1.28	13.8	7.8	N/A
2W-150-37	paint	90	326	59	433	1476	1.28	18.4	10.4	N/A
2W-150-46	paint	90	418	59	541	1845	1.28	23.13	13	N/A
2W-180-28	paint	90	234	59	381	1300	1.31	16.2	9	N/A
2W-180-37	paint	90	326	59	508	1733	1.31	21.6	12	N/A
2W-180-46	paint	90	418	59	635	2167	1.31	27	15	N/A
2W-180-55	paint	90	510	59	762	2600	1.31	32.4	18	N/A
Max. working pressure 10 bar Max. working temperature 90° C Test lab. reg. no. 1428 Test lab. WSP										

Classic (with feet)

Outputs ΔT=50K are listed on product pages										
Model code	Finish	Overall projection mm	Pipe centres mm		Outputs ΔT=30K		Exponent n.	Weight kg	Water content litres	Immersion rating
			radiator	from wall	Watts	Btus				
4F-30-46	paint	164	length + valves	96	221	755	1.25	10.9	7	N/A
4F-30-74	paint	164	length + valves	96	354	1207	1.25	17.3	11.2	N/A
4F-30-92	paint	164	length + valves	96	443	1510	1.25	21.5	14	N/A
4F-30-110	paint	164	length + valves	96	531	1813	1.25	25.9	16.8	N/A
4F-40-69	paint	164	length + valves	96	433	1477	1.26	20.4	13.5	750
4F-40-92	paint	164	length + valves	96	577	1968	1.26	27.1	18	1000
4F-40-110	paint	164	length + valves	96	692	2363	1.26	32.6	21.6	N/A
4F-40-138	paint	164	length + valves	96	865	2953	1.26	40.7	27	750
4F-50-55	paint	164	length + valves	96	426	1454	1.26	19.9	12	750
4F-50-64	paint	164	length + valves	96	497	1696	1.26	23.3	14	N/A
4F-50-74	paint	164	length + valves	96	568	1940	1.26	26.5	16	1000
4F-50-92	paint	164	length + valves	96	710	2424	1.26	33.1	20	1250
4F-50-110	paint	164	length + valves	96	852	2908	1.26	39.8	24	N/A
4F-50-129	paint	164	length + valves	96	995	3394	1.26	46.4	28	N/A
4F-60-46	paint	164	length + valves	96	417	1423	1.27	19.8	12	750
4F-60-64	paint	164	length + valves	96	584	1992	1.27	27.6	16.8	1000
4F-60-83	paint	164	length + valves	96	751	2561	1.27	35.4	21.6	1250

information continues over page

Classic (with feet) continued

Outputs ΔT=50K are listed on product pages										
Model code	Finish	Overall projection mm	Pipe centres mm		Outputs ΔT=30K		Exponent n.	Weight kg	Water content litres	Immersion rating
			radiator	from wall	Watts	Btus				
4F-60-101	paint	164	length + valves	96	918	3132	1.27	43.2	26.4	1500
4F-60-120	paint	164	length + valves	96	1085	3701	1.27	51.2	31.2	1800
4F-75-55	paint	164	length + valves	96	611	2085	1.27	29.3	16.8	N/A
4F-75-64	paint	164	length + valves	96	713	2433	1.27	33.9	19.6	N/A
4F-75-74	paint	164	length + valves	96	808	2756	1.27	38.4	22.4	N/A
6F-40-138	paint	238	length + valves	133	1262	4307	1.27	61.2	39	N/A
Max. working pressure 10 bar Max. working temperature 110° C Test lab. reg. no. 1428 Test lab. WSP										

Decorative panel

Outputs ΔT=50K are listed on product pages										
Model code	Finish	Overall projection mm	Pipe centres mm		Outputs ΔT=30K		Exponent n.	Weight kg	Water content litres	Immersion rating
			radiator	from wall	Watts	Btus				
DH-50-60	paint	69/89	length + valves	44/64	278	947	1.28	15	1.9	N/A
DH-50-80	paint	69/89	length + valves	44/64	370	1263	1.28	20	2.5	N/A
DH-50-100	paint	69/89	length + valves	44/64	462	1577	1.28	25	3.1	N/A
DH-50-120	paint	69/89	length + valves	44/64	555	1893	1.28	30	3.7	N/A
DH-50-150	paint	69/89	length + valves	44/64	694	2369	1.28	37	4.7	N/A
DH-57-60	paint	69/89	length + valves	44/64	324	1105	1.29	16.8	3.54	N/A
DH-57-80	paint	69/89	length + valves	44/64	411	1402	1.29	22	2.8	N/A
DH-57-100	paint	69/89	length + valves	44/64	541	1845	1.29	28	3.54	N/A
DH-57-120	paint	69/89	length + valves	44/64	617	2104	1.29	34	4.2	N/A
DH-57-150	paint	69/89	length + valves	44/64	771	2630	1.29	42	5.3	N/A
DVL-80-28	paint	69/74	243	44/49	182	621	1.29	8	1.5	N/A
DVL-80-42	paint	69/74	385	44/49	273	932	1.29	12	2.3	N/A
DVL-150-35	paint	69/74	314	44/49	371	1267	1.31	20	3.1	N/A
DVL-150-50	paint	69/74	456	44/49	520	1773	1.31	28	4.3	N/A
DVL-180-28	paint	69/74	243	44/49	343	1169	1.33	20	2.8	N/A
DVL-180-35	paint	69/74	314	44/49	428	1461	1.33	25	3.6	N/A
DVL-180-42	paint	69/74	385	44/49	514	1754	1.33	30	4.3	N/A
DVL-180-50	paint	69/74	456	44/49	600	2046	1.33	35	5	N/A
Max. working pressure 4.6 bar Max. working temperature 120° C Test lab. reg. no. 0626 Test lab. HLK Stuttgart										

Finn

Outputs ΔT=50K are listed on product pages										
Model code	Finish	Overall projection mm	Pipe centres mm		Outputs ΔT=30K		Exponent n.	Weight kg	Water content litres	Immersion rating
			radiator	from wall	Watts	Btus				
FN-60-77	paint	130	length + valves	50	440	1502	1.26	22.7	5.1	N/A
FN-60-98	paint	130	length + valves	50	561	1913	1.26	28.8	6.4	N/A
FN-60-119	paint	130	length + valves	50	680	2322	1.26	35	7.8	N/A
FN-60-140	paint	130	length + valves	50	801	2732	1.26	41.2	9.2	N/A
FN-180-28	paint	130	210	50	433	1476	1.28	22.1	4.7	N/A
FN-180-35	paint	130	280	50	541	1845	1.28	27.6	5.9	N/A
FN-180-42	paint	130	350	50	649	2214	1.28	33.1	7.1	N/A
Max. working pressure 5 bar Max. working temperature 120° C Test lab. reg. no. 0626 Test lab. HLK Stuttgart										

Where pipe centres are listed as **length + valves**, please consult the product fitting sheets on our website for the most precise and up-to-date information.

Flow Form

Outputs ΔT=50K are listed on product pages										
Model code	Finish	Overall projection mm	Pipe centres mm		Outputs ΔT=30K		Exponent n.	Weight kg	Water content litres	Immersion rating
			radiator	from wall	Watts	Btus				
FF-100	paint	Min 109	length + valves	Min 65	131	448	1.23	7	1.1	N/A
FF-150	paint	Min 109	length + valves	Min 65	193	657	1.23	11	1.6	N/A
FF-200	paint	Min 109	length + valves	Min 65	256	875	1.3	14	2.2	N/A
XFF-100	paint	Min 157	length + valves	Min 90	195	667	1.25	11	4.1	N/A
XFF-150	paint	Min 157	length + valves	Min 90	298	1018	1.25	17	6.8	N/A
XFF-200	paint	Min 157	length + valves	Min 90	421	1436	1.25	22	8.1	N/A
XFF-100	chrome	Min 157	length + valves	Min 90	183	624	1.25	11	4.1	N/A
XFF-150	chrome	Min 157	length + valves	Min 90	270	921	1.26	17	6.8	N/A
XFF-200	chrome	Min 157	length + valves	Min 90	371	1266	1.26	22	8.1	N/A
Max. working pressure 10 bar		Max. working temperature 95° C		Test lab. reg. no. 1428		Test lab. WSP				

Hot Spring

Outputs ΔT=50K are listed on product pages										
Model code	Finish	Overall projection mm	Pipe centres mm		Outputs ΔT=30K		Exponent n.	Weight kg	Water content litres	Immersion rating
			radiator	from wall	Watts	Btus				
HOT-60	paint	280	60	65	165	563	1.23	7.5	2.3	N/A
HOT-120	paint	280	60	65	320	1091	1.25	14.3	4.5	N/A
HOT-150	paint	280	60	65	401	1367	1.24	16.8	5.6	N/A
HOT-180	paint	280	60	65	465	1586	1.26	19.5	6.5	N/A
HOT-60	chrome	280	60	65	124	423	1.23	7	2.3	N/A
HOT-120	chrome	280	60	65	225	767	1.25	14.3	4.5	N/A
HOT-150	chrome	280	60	65	287	979	1.24	16.8	5.6	N/A
HOT-180	chrome	280	60	65	344	1173	1.26	19.5	6.5	N/A
Max. working pressure 12 bar		Max. working temperature 95° C		Test lab. reg. no. 1428		Test lab. WSP				

Lissett

Outputs ΔT=50K are listed on product pages										
Model code	Finish	Overall projection mm	Pipe centres mm		Outputs ΔT=30K		Exponent n.	Weight kg	Water content litres	Immersion rating
			radiator	from wall	Watts	Btus				
LI-60-80	paint	84 - 97	length + valves	36 - 49	324	1107	1.29	8.0	1.6	N/A
LI-60-100	paint	84 - 97	length + valves	36 - 49	406	1384	1.29	10.0	2.0	N/A
LI-60-120	paint	84 - 97	length + valves	36 - 49	487	1660	1.29	12.0	2.4	N/A
LI-60-140	paint	84 - 97	length + valves	36 - 49	568	1937	1.29	14.3	2.8	N/A
LI-190-40	paint	69 - 82	201	51 - 64	440	1500	1.31	11.3	2.1	N/A
LI-190-60	paint	69 - 82	403	51 - 64	660	2251	1.31	17.0	3.1	N/A
Max. working pressure 6 bar		Max. working temperature 90° C		Test lab. reg. no. 1695		Test lab. M.R.T.				

Tetro

Outputs ΔT=50K are listed on product pages										
Model code	Finish	Overall projection mm	Pipe centres mm		Outputs ΔT=30K		Exponent n.	Weight kg	Water content litres	Immersion rating
			radiator	from wall	Watts	Btus				
TEF-58-60	paint	125	length + 20 + valves	80	383	1305	1.27	11	13.8	N/A
TEF-58-80	paint	125	length + 20 + valves	80	510	1741	1.27	14	18.4	N/A
TEF-58-100	paint	125	length + 20 + valves	80	638	2176	1.27	18	23	N/A
TEF-58-120	paint	125	length + 20 + valves	80	765	2611	1.27	22	27.6	N/A
TEW-148-30	paint	125	length + 20 + valves	80	459	1566	1.29	10	14.2	N/A
TEW-148-40	paint	125	length + 20 + valves	80	612	2087	1.29	13	18.9	N/A
TEW-148-50	paint	125	length + 20 + valves	80	765	2609	1.29	16	23.6	N/A
TEW-178-30	paint	125	length + 20 + valves	80	550	1876	1.3	12	17.1	N/A
TEW-178-40	paint	125	length + 20 + valves	80	733	2501	1.3	16	22.8	N/A
TEW-178-50	paint	125	length + 20 + valves	80	916	3127	1.3	20	28.5	N/A
TEW-178-60	paint	125	length + 20 + valves	80	1100	3752	1.3	24	34.2	N/A
Max. working pressure 16 bar		Max. working temperature 120° C		Test lab. reg. no. 1695		Test lab. M.R.T.				

Where pipe centres are listed as **length + valves**, please consult the product fitting sheets on our website for the most precise and up-to-date information.

Trubi

Outputs ΔT=50K are listed on product pages										
Model code	Finish	Overall projection mm	Pipe centres mm		Outputs ΔT=30K		Exponent n.	Weight kg	Water content litres	Immersion rating
			radiator	from wall	Watts	Btus				
TRB-60-80	paint	74	length + 15 + valves	43	301	1027	1.22	9.5	4.1	N/A
TRB-60-100	paint	74	length + 15 + valves	43	376	1283	1.22	11.9	5.1	N/A
TRB-60-120	paint	74	length + 15 + valves	43	451	1539	1.22	14.2	6.1	N/A
TRB-180-30	paint	74	264	43	354	1208	1.29	10.7	4.6	N/A
TRB-180-40	paint	74	330	43	424	1447	1.29	12.8	5.5	N/A
TRB-180-50	paint	74	396	43	495	1689	1.29	14.9	6.4	N/A
TRBD-60-80	paint	91	length + 15 + valves	60	480	1638	1.24	17.6	7.7	N/A
TRBD-60-100	paint	91	length + 15 + valves	60	589	2010	1.24	21.9	9.6	N/A
TRBD-60-120	paint	91	length + 15 + valves	60	600	2047	1.26	26.3	11.5	N/A
TRBD-180-30	paint	91	264	60	518	1767	1.28	20.8	9	N/A
TRBD-180-40	paint	91	330	60	621	2119	1.28	24.9	10.8	N/A
TRBD-180-50	paint	91	396	60	725	2474	1.28	29.1	12.6	N/A
Max. working pressure 10 bar		Max. working temperature 95° C		Test lab. reg. no. 1428		Test lab. WSP				

Valves

Bisque radiators are as much about good looks as good performance. As standard radiator valves can often be ugly or obtrusive, we have chosen a range of discreet, well designed, top quality valves from Europe’s leading manufacturers to complement our radiators.

There are two types of valves:

Manual valves have no labelled settings - simply turn the valve head until the radiator is giving out the amount of heat desired. They are most suitable for areas where your heating needs are fairly constant e.g. with towel rails, or where the preference is for a more subtle and discreet appearance.

Thermostatic valves come with an in-built temperature sensor and have a range of temperature settings. The thermostatic valves will maintain the room at the temperature you have selected by automatically adjusting the heat output from the radiator. This means that you can take advantage of any “free” heat the room receives, such as that from the sun or from electrical equipment. Thermostatic valves are also useful for rooms that may have sudden large changes in occupancy e.g. dining rooms.

Installation

When deciding which valve set to use you will need to consider where the heating pipes are coming from i.e. the wall or the floor. The tables on the following pages indicate which of our valves sets are suitable for each option. All our valve sets have standard 15mm connections.

Where possible, we would always recommend chasing the pipework into the wall (as you would with electric cables) so that the final installation is as attractive as possible. Long, spindly lengths of pipework can often mar the final look.

Thermostatic valve heads should always be installed with the heads pointing upwards or to the side (as with straight or double angled valves). If they are installed with the heads pointing down, they will not work correctly and will need to be replaced.

Manual valves

Pipes from floor											Pipes from wall									
A	B	C	D	S	W	RM	Z	UR	UL	Valve Set	A	B	C	D	S	W	RM	Z	UR	UL
●		●								Alban		●		●		●		●	<div><div></div><div></div></div>	
	●		●			●				Archibald		●		●			●	●		
	●		●			●				Balmoral		●		●			●	●		
	●		●		●	●				Blok towel		●		●		●	●	●		
●		●								Buckingham				●			●	●		
●		●								Chime		●		●		●		●	<div><div></div><div></div></div>	
●		●								Classic towel		●		●			●	●		
●		●		●						Deline		●		●			●	●	<div><div></div><div></div></div>	
●		●		●						Gio		●		●		●	●	●	●	
●		●								Lissett towel		●		●			●	●		
●		●		●						Olga		●		●		●	●	●	●	
●		●								Orbit		●		●		●		●		
	●		●			●				Osbourne		●		●			●	●		
●		●		●						Pera		●		●			●	●	●	
●		●								Quill		●		●				●		
●		●		●						Straight fronted		●		●			●	●	<div><div></div><div></div></div>	
special manual valves supplied with radiator										Svelte	special manual valves supplied with radiator									
	●		●			●				Tetro towel		●		●			●	●		
●		●								Arteplano - vert.				●				●		
	●		●				●			Arteplano - horiz.				●				●		
	●		●		●	●				Blok		●		●		●	●	●		
●		●								Classic - wall mounted		●		●			●	●		
	●		●			●				Classic - floor mounted		●		●			●	●		
	●		●			●				Decorative panel - horiz.		●		●			●	●		
●		●								Decorative panel - vert.				●				●		
	●		●			●				Finn - horiz.				●			●	●		
●		●								Finn - vert.				●			●	●		
	●		●			●				Flow Form		●		●			●	●		
●		●								Hot Spring		●		●						
	●		●							Lissett - horiz.		●		●				●		
●		●								Lissett - vert.		●		●			●	●		
	●		●			●				Tetro		●		●			●	●		
	●		●			●				Trubi - horiz. TRB				●			●	●		
	●		●			●				Trubi - horiz. TRBD		●		●			●	●		
●		●								Trubi - vert. TRB				●				●		
●		●								Trubi - vert. TRBD		●		●				●		
A	B	C	D	S	W	RM	Z	UR	UL	Valve Set	A	B	C	D	S	W	RM	Z	UR	UL


● ● set UR or UL can be used depending on the handing (water entry and exit position) of the radiator

Manual valves

VALVE SET A straight manual



chrome




A functional design which is not bulky or conspicuous.

chrome: £80 +VAT £96.00

VALVE SET B angled manual



chrome



A functional design which is not bulky or conspicuous.

chrome: £80 +VAT £96.00

VALVE SET C straight manual



satin chrome



Manufactured by Ottinetti of Italy, combining quality engineering with a clean uncluttered style.

white (9016):	£108	+VAT £129.60	chrome:	£115	+VAT £138.00
nickel nero:	£139	£166.80	volcanic:	£113	+VAT £135.60
matt black:	£113	£135.60			

VALVE SET D angled manual



chrome




Manufactured by Ottinetti of Italy, combining quality engineering with a clean uncluttered style.

white (9016):	£108	+VAT £129.60	matt black:	£113	+VAT £135.60	volcanic:	£113	+VAT £135.60
satin chrome:	£137	£164.40	nickel nero:	£139	£166.80	brass:	£159	+VAT £190.80
chrome:	£115	£138.00						

VALVE SET RM angled manual



chrome




Tap style valves for a traditional look.

chrome:	£115	+VAT £138.00	polished brass:	£159	+VAT £190.80
antique gold:	£159	£190.80	bright nickel:	£159	£190.80
antique bronze:	£159	£190.80			

VALVE SET S mixed manual




chrome




Designed to be used with supplementary heaters when the pipe connections are from the floor.

chrome: £115 +VAT £138.00

VALVE SET W angled manual



chrome



Chrome sets complement square tube towel radiators.

chrome: £222 +VAT £266.40

VALVE SET Z double angled manual



chrome




This double angled valve can be reversed for flow on the right or the left.

chrome:	£148	+VAT £177.60	volcanic:	£140	+VAT £168.00
satin chrome:	£163	£195.60	brass:	£238	£285.60
matt black:	£140	£168.00			

VALVE SET UR dual fuel manual right hand flow



chrome




Designed to be used with supplementary heaters when connections are from the wall. The element and valve are integrated into one neat unit.

chrome: £139 +VAT £166.80

VALVE SET UL dual fuel manual left hand flow



chrome



Designed to be used with supplementary heaters when connections are from the wall. The element and valve are integrated into one neat unit.

chrome: £139 +VAT £166.80

● prices inclusive of VAT are shown in orange / prices surrounded by a black box indicate stock items / other finishes: allow 5 - 6 weeks
● all our valve sets have standard 15mm connections

Thermostatic valves

Pipes from floor										Pipes from wall									
H	J	K	L	M	N	T	VR	VL	Valve Set	H	J	K	L	M	N	T	VR	VL	
	●								Alban	●		●	●					●	●
		●			●				Archibald				●	●					
●		●			●				Balmoral			●			●				
●		●							Blok towel			●	●	●					
	●								Buckingham	●		●	●	●	●				
	●								Chime	●		●	●				●	●	
	●								Classic towel	●		●	●	●	●				
	●					●			Deline	●		●	●	●	●		●	●	
	●					●			Gio	●		●		●				●	
	●								Lissett towel	●		●		●				●	
	●					●			Olga	●		●		●				●	
●	●								Orbit	●		●	●	●					
●	●								Osbourne	●	●	●	●	●	●				
	●					●			Pera	●		●		●				●	
	●								Quill			●		●					
	●				●	●			Straight fronted	●		●	●	●	●		●	●	
special manual valves supplied with radiator										special manual valves supplied with radiator									
●		●			●				Tetro towel	●		●	●	●	●				
●									Arteplano - vert.			●		●					
●									Arteplano - horiz.			●		●					
●	●								Blok			●	●	●					
	●								Classic - wall mounted	●		●	●	●	●				
●	●				●				Classic - floor mounted	●		●	●	●	●				
●		●							Decorative panel - horiz.	●		●	●		●				
	●				●				Decorative panel - vert.			●		●	●				
●		●			●				Finn - horiz.			●	●						
	●								Finn - vert.			●		●					
●		●							Flow Form	●		●	●						
●									Hot Spring	●		●							
●		●							Lissett - horiz.			●	●	●					
	●								Lissett - vert.	●		●		●					
●		●			●				Tetro	●		●	●		●				
●		●							Trubi - horiz. TRB	●		●							
●		●							Trubi - horiz. TRBD	●		●	●			●			
	●								Trubi - vert. TRB	●		●							
	●								Trubi - vert. TRBD	●		●		●					
H	J	K	L	M	N	P	Q	T	Valve Set	H	J	K	L	M	N	T	VR	VL	

● ● either set can be used depending on the handing (water entry and exit position) of the radiator

VALVE SET H angled thermostatic



chrome



Manufactured by Herz of Austria. These futuristic valves are designed by Porsche

+VAT

white: £207 £248.40
black: £207 £248.40
chrome: £223 £267.60

VALVE SET J straight thermostatic



satin chrome



Manufactured by Ottinetti of Italy, combining quality engineering with a clean uncluttered style.

+VAT

chrome: £157 £188.40
satin chrome: £171 £205.20
nickel nero: £189 £226.80

+VAT

brass: £215 £258.00
copper: £215 £258.00

VALVE SET K angled thermostatic



chrome



Manufactured by Ottinetti of Italy, combining quality engineering with a clean uncluttered style.

+VAT

chrome: £157 £188.40
satin chrome: £171 £205.20
nickel nero: £189 £226.80

+VAT

brass: £215 £258.00
copper: £215 £258.00

VALVE SET L double angled thermostatic



chrome



Manufactured by Ottinetti of Italy. Double angled valves can be sited in line with the radiator.

+VAT

chrome: £198 £237.60
satin chrome: £216 £259.20
nickel nero: £227 £272.40

+VAT

brass: £272 £326.40
copper: £272 £326.40

VALVE SET M double angled thermostatic



chrome



Manufactured by Ottinetti of Italy. Double angled valves can be sited in line with the radiator.

+VAT

chrome: £198 £237.60
satin chrome: £216 £259.20
nickel nero: £227 £272.40


+VAT

brass: £272 £326.40
copper: £272 £326.40



- prices inclusive of VAT are shown in orange / prices surrounded by a black box indicate stock items
- all our valve sets have standard 15mm connections

Thermostatic valves

VALVE SET N angled thermostatic




brass





The antique styling of these Italian valves complement period interiors.

volcanic: £156 +VAT £187.20
brass: £168 £201.60

VALVE SET T mixed thermostatic




chrome





Designed to be used with supplementary heaters when the pipe connections are from the floor.

chrome: £157 +VAT £188.40

VALVE SET VR dual fuel thermostatic right hand flow




chrome





Designed to be used with supplementary heaters when connections are from the wall. The element and valve are integrated into one neat unit.

chrome: £192 +VAT £230.40

VALVE SET VL dual fuel thermostatic left hand flow



chrome



Designed to be used with supplementary heaters when connections are from the wall. The element and valve are integrated into one neat unit.

chrome: £192 +VAT £230.40

Thermostatic valve heads should always be installed with the heads pointing upwards or to the side (as with straight or double angled valves). If they are installed with heads pointing down they will not work properly and will need to be replaced.

- prices inclusive of VAT are shown in orange / prices surrounded by a black box indicate stock items
- all our valve sets have standard 15mm connections



Supplementary heaters

Supplementary electric heaters are designed to heat towel radiators when the central heating is turned off in the summer months and there is still the need for warm, dry towels.

Our standard supplementary heater, BTH, is non-adjustable. (Note: the maximum operating pressure for these heaters is 4bar)

Installation of a supplementary heater will affect the valve selection and pipe centres. We recommend the installation shown as a neat option for Bisque towel radiators but depending on the location of your pipework, you may need to discuss other options with your plumber.



Electric heaters for towel radiators

We have two types of electric heaters available with our towel radiators.

Our Alban, Chime and Pera radiators are available with a specially designed, non-adjustable heater, which has a neat integrated on/off switch at the bottom.

All other electric towel radiators come with our standard non-adjustable heater, which has a white or chrome cap to complement the radiator finish. This heater can be used with our cable cover (see next page) for a neat installation.



Please note: as the majority of our electric towel radiators come factory fitted, it is not possible to swap the element types.

Heater cable cover Matching pipe and shroud



SHECB chrome / matt black: £53 ^{+VAT} £63.60

Our cable cover has been designed for use with our standard electric heater. This neat chrome cover hides the cable attached to the heater. It can be used with all electric towel radiators except the Archibald, Alban, Chime and Pera. The cable cover can also be used with supplementary heaters.



PK-30 available in white (RAL 9016) / ^{+VAT} £27 £32.40
satin chrome / chrome / nickel nero: £27

Two 300 mm long painted or chromed brass pipes with two matching shrouds. The pipes are fitted direct to the valve and can then be connected to main copper heating pipework below the floor boards. The shrouds cannot be used with radiators which have 50mm pipe centres.

Deluxe air vents

All central heating radiators are supplied with standard air vents which are included in the price.

Bisque's Deluxe air vents have a very stylish appearance to complement the radiator. Simply push the vent to remove the air from your radiator – no air vent key required.

All models of Finn are now supplied with these new air vents in matching finishes (included in the price).

The Deluxe air vent is available to purchase with other radiators.



1/2" AIR VENT
HAV-12 ^{+VAT}
white: £28 £33.60



1/2" AIR VENT
HAV-12 ^{+VAT}
aluminium finish: £28 £33.60



1/2" AIR VENT
HAV-12 ^{+VAT}
chrome: £28 £33.60



1/4" AIR VENT
HAV-14 ^{+VAT}
chrome: £26 £31.20

1/2" AIR VENT		1/4" AIR VENT (chrome only)	
Towel radiators	General radiators	Towel radiators	General radiators
Alban Blok towel Chime Classic towel Deline Gio Lissett towel Olga Svelte Tetro towel	Blok Classic Finn Lissett Tetro	Archibald Pera	Arteplano Decorative panel Flow Form Hot Spring Trubi

Accessories

Product Code	470328	471108	471118	966018	966028
Product					
Arteplano	●	●	●		
Classic towel				●	●
Decorative panel	●	●	●		

Please note:
● minimum radiator width 400 mm
● minimum radiator width 450 mm

The magnetic accessories below are made of high quality chromed brass, and are designed for radiators with flat surfaces. They are strong enough to hold dressing gowns and heavy wet towels.



MAGNETIC DOUBLE HOOK: 470328

projection: 67 mm
length: 100 mm
chrome: £63 +VAT £75.60



MAGNETIC TOWEL RAIL: 471108

projection: 55 mm
length: 399 mm
centres: 297 mm
chrome: £177 +VAT £212.40

MAGNETIC TOWEL RAIL: 471118

projection: 55 mm
length: 432 mm
centres: 330 mm
chrome: £189 +VAT £226.80



These rectangular rails can be used as an alternative to the standard Classic towel rail. They are designed to be cut to length before installation

RECTANGULAR TOWEL BAR: 966018

projection: 45 mm
length: 368 mm
chrome: £144 +VAT £172.80



RECTANGULAR TOWEL BAR: 966028

projection: 45 mm
length: 918 mm
chrome: £160 +VAT £192.00



Colours and special finishes

The majority of our radiators are available from stock in at least 2-3 finishes, which we believe will complement most interiors. However, there are a wide range of other options available to order.

Our most popular colours and finishes are shown on pages 164 –165. To see which radiators are available in different colours and finishes please consult the tables on the following pages. If your preferred finish is not shown, we can arrange for some radiator models to be painted in a wide range of RAL or NCS colours (**price available on application**). This is only possible for ranges which show a * in the colours column on the tables.


Colour matching service

We offer a unique colour matching service which allows you to match your radiators to popular paint ranges such as Farrow & Ball, Little Greene and Dulux. We can also match to other items such as wallpapers and kitchen cabinets. Please see the video on our website for inspiration.

All we require is a sample of the colour you want and we can then advise the closest match. There will be a small charge (< £10) to organise each proof but you can then be happy you have the precise colour.

Please see the tables on page 162-163 to see which radiator ranges can be colour matched. Prices are available on application as it varies depending on product and colour. Contact a member of our sales team for prices and lead times.

* Please note: colour matching is only available on products that are stocked in white.



Exceptional finishes

For our Classic range, we have developed some especially striking special finishes, which are hand applied with minute care. Please contact us for samples and prices.

Our organic rustique finish is not simply a paint effect but is achieved by means of genuine oxidation. Iron metal is sprayed over a base coat after which a water solution is applied to produce the rust patina. This means that every radiator will be bespoke with a unique pattern.

The gorgeous rose copper finish contains genuine copper but is overlaid with a matt lacquer which prevents further tarnishing, whilst still maintaining the beautiful glow.

Please visit the Bisque website to see our special finish prices or contact a member of our sales team.



Below are our are striking two-tone Iridescent colours
left to right: oyster, gold to silver, red to gold, purple to green and green to silver.



Classic in lacquered bare metal

This ever popular and exciting finish exposes the manufacturing marks that occur in the production of the radiator. Part of this industrial appeal is the lack of uniformity and regularity, as each model will be slightly different and therefore unique.

However, it is possible to identify some common effects, depending on the width or height of the radiator, due to the different manufacturing techniques used.

When considering stock sizes of Classics it is helpful to note the following;

Our wall mounted Classic radiators are 2 columns wide. The manufacturing process for these changed in 2016 and the top of the radiator now have a more neutral and uniform appearance similar to our 4-column and 3-column models.



Our floor mounted Classics are 4 columns wide. Models stocked in the lacquered bare metal finish are over 475mm high and will typically look as shown below. Note that the top of the radiator is quite uniform and light in colour.



For sizes outside of the stock range the following variations should be considered.

The manufacturing of the 3 column Classic, equal or over 400mm in height, has now changed and the finish will look similar to that of the 4-column model.



For radiators under 400mm in height (excl feet), the column will have a strong appearance with darker welding marks near the top and bottom. Those equal or over 400mm in height (excl feet) will have a much lighter, more uniform appearance.



Whilst the above should help to give a guide to some of the varieties in finish, we would advise that other differences could occur and that the beauty of this product is in its unique, industrial appearance.

Availability of colours and finishes

Towel radiators	WHITES				METAL FINISHES						SPECIAL PAINT FINISHES								beige quartz	other quartz colours (exc. white)	champagne and marron	nickel look and white sable	deluxe finishes	iridescents	Bisque colour range (see page 168)	colour matching
	traffic white RAL 9016	pure white RAL 9010	matt white	white quartz	chrome	stainless steel	brushed aluminium	etched copper *	etched brass *	lacquered bare metal *	aluminium	anthracite	volcanic	matt black	gold	inox look	grey aluminium	titane								
Alban						●																				
Archibald	▲	▲	▲	▲	●						▲	▲	▲	▲	▲	▲	▲	▲	▲	▲	▲				▲	*
Balmoral					●																		▲		*	
Blok towel	●	▲									▲		●									▲	▲		*	*
Buckingham					●																		▲			
Chime						●							●													
Classic towel	▲	●	▲	▲							▲	●	▲	▲	▲	▲	▲	▲	▲	▲	▲	▲			▲	*
Deline	●	▲	▲	▲	●						▲	▲	●	●	▲	▲	▲	●	●	▲					▲	*
Gio						●																				
Lissett towel	●	▲									▲		●								▲	▲			*	*
Olga						●																				
Orbit						●																				
Osbourne					●																		▲			
Pera						●																				
Quill						●																				
Straight fronted	●	▲	▲	▲	●						▲	■	▲	▲	▲	▲	▲	▲	▲	▲	▲	▲			▲	*
Svelte	●	▲									▲		●									▲	▲		*	*
Tetro towel		●											■									▲	▲		*	

* due to the manufacturing process, these finishes are unique to each individual radiator

* to obtain a quote please email quotes@zehnder.co.uk

Our colour range complements most interiors but for those who require that bit extra we also offer a colour matching service which can provide close matches to popular paint brands such as Farrow & Ball, Little Greene and Dulux as well as international ranges such as NCS and RAL. Price on application.

General purpose radiators	WHITES				METAL FINISHES						SPECIAL PAINT FINISHES								beige quartz	other quartz colours (exc. white)	champagne and marron	nickel look and white sable	deluxe finishes	iridescents	Bisque colour range (see page 168)	colour matching
	traffic white RAL 9016	pure white RAL 9010	matt white	white quartz	chrome	stainless steel	brushed aluminium	etched copper *	etched brass *	lacquered bare metal *	aluminium	anthracite	volcanic	matt black	gold	inox look	grey aluminium	titane								
Arteplano	▲	▲	▲	▲			▲	■	▲		▲	▲	▲	▲	▲	▲	▲	▲	▲	▲					▲	
Blok	▲	●									▲		●								▲	▲			*	*
Classic	▲	●	▲	▲	❖					●	▲	●	■	▲	▲	▲	▲	▲	▲	▲	▲			▲	▲	*
Decorative panel	▲	●	▲	▲							▲	▲	▲	▲	▲	▲	▲	▲	▲	▲	▲				▲	*
Finn	▲	●	▲	▲							●	▲	▲	▲	▲	▲	▲	▲	▲	▲	▲				▲	*
Flow Form	▲	●	▲	▲	▲						▲	▲	▲	▲	▲	▲	▲	▲	▲	▲	▲				▲	*
Hot Spring	▲	▲	▲	▲	●						▲	▲	▲		▲	▲	▲	▲	▲	▲	▲				▲	
Lissett	▲	●									▲		●								▲	▲			*	*
Tetro		●											■								▲	▲				
Trubi	▲	●	▲	▲							▲	▲	●	▲	▲	▲	▲	▲	▲	▲	▲				▲	*

* due to the manufacturing process, these finishes are unique to each individual radiator

* to obtain a quote please email quotes@zehnder.co.uk

Our colour range complements most interiors but for those who require that bit extra we also offer a colour matching service which can provide close matches to popular paint brands such as Farrow & Ball, Little Greene and Dulux as well as international ranges such as NCS and RAL. Price on application.

Colours and special finishes

Please note: due to the limitations of the printing process, the colours shown here are not exact representations. If you wish to order a radiator in one of these colours, please ask to see our separate colour chart or ask for a sample before placing your order (samples can be ordered via our website).

White

Traffic White is a brilliant white designed to complement the finish of modern sanitaryware. Pure White is softer, and usually preferred for rooms other than bathrooms where Traffic White is considered too harsh. White Quartz and Matt White bring a contemporary, textured finish to interiors.



9016 Traffic White *
RAL 9016



9010 Pure White *
RAL 9010



0521 White Quartz



0556 Matt White

Bisque colours

















Not all our radiators are available in colours. Please consult the tables on pages 166 – 167.

 <p>0510 Petal *</p>	 <p>0081 Pergamon *</p>	 <p>0072 Jasmin</p>	 <p>0035 Natura *</p>	 <p>0501 Moka *</p>
 <p>0558 Ice Grey Matt</p>	 <p>0064 Chinchilla</p>	 <p>0503 Mint *</p>	 <p>0040 Agais *</p>	 <p>0509 Light Green *</p>
 <p>0517 Mauve *</p>	 <p>0506 Rose *</p>	 <p>0515 Lemon *</p>	 <p>0505 Sun Yellow *</p>	 <p>1023 Traffic Yellow * RAL 1023</p>
 <p>3770 Strawberry NCS S 2065-R20B</p>	 <p>3000 Flame Red * RAL 3000</p>	 <p>0507 Lila *</p>	 <p>0518 Violet *</p>	 <p>0508 Nature Green *</p>
 <p>5743 Steel Blue NCS S 2055-B10G</p>	 <p>5017 Traffic Blue * RAL 5017</p>	 <p>0555 Prussian Blue *</p>	 <p>8017 Chocolate Brown * RAL 8017</p>	 <p>9005 Jet Black * RAL 9005</p>

* These colours have a gloss finish. The remainder have a matt finish.

Please note: due to the limitations of the printing process, the finishes shown here are not exact representations. If you wish to order a radiator in one of these colours, please ask to see our separate colour chart or ask for a sample before placing your order.

Special paint finishes

 <p>0371 Aluminium *</p>	 <p>0356 Anthracite *</p>	 <p>0336 Volcanic</p>	 <p>0557 Matt Black</p>	 <p>0335 Titane</p>
 <p>9007 Grey Aluminium *</p>	 <p>0332 Inox Look *</p>	 <p>0514 Gold *</p>	 <p>0325 Lacquered bare metal</p>	
 <p>0522 Sand Quartz</p>	 <p>0523 Beige Quartz</p>	 <p>0529 Brown Quartz</p>	 <p>0511 Caramel Quartz</p>	 <p>0512 Terracotta Quartz</p>
 <p>0516 Amethyst Quartz</p>	 <p>0550 Black Quartz</p>			

Our colour range complements most interiors but for those who require that bit extra we also offer a colour matching service which can provide close matches to popular paint brands such as Farrow & Ball, Little Greene and Dulux as well as international ranges such as NCS and RAL. Price on application.


Please turn over to see other finishes for aluminium radiators and towel rails

Colours and special finishes

Please note: due to the limitations of the printing process, the colours shown here are not exact representations. If you wish to order a radiator in one of these colours, please ask to see our separate colour chart or ask for a sample before placing your order (samples can be ordered via our website).

Finishes exclusive to aluminium radiators

All four finishes available with Blok, Svelte, and Lissett. Tetro available in Champagne and Marron only.




SAP10020 Champagne *



SW208F Marron *



M3000L Nickel Look *



SBP9010 White Sable

Deluxe colour range

These Deluxe finishes are available to order on the Balmoral, Buckingham and Osbourne towel rails.



PBHO Polished Brass



ABHO Antique Brass



BZHO Antique Bronze



ACHO Antique Copper



PCHO Polished Copper



BCHO Brushed Copper



AGHO Antique Gold



DGHO Dark Gold



BNHO Bright Nickel



the world is your lobster

Colour finish references

p.4	Alban ALB-140-50 mirror finish	p.76	HJ-180-45 brushed bronze
p.7	Alban ALB-100-50 mirror finish		HJ-180-45 brushed black
p.8	Archibald ARB-120-50 flame red RAL 3000		HJ-180-45 mirror
p.9	Archibald ARB-120-50 chrome	p.77	HJ-180-45 etched copper
p.10	Balmoral BALM polished brass / calamine	p.78	VJ-56-120 etched brass
p.11	Balmoral BALM chrome	p.79	VJ-56-100 etched copper
p.13	Blok towel BLAT-160-33 volcanic finish	p.81	Blok BLA-60-82 volcanic
p.15	Blok towel BLAT-60-33 white RAL 9016	p.82	Blok BLA-60-66 champagne, marron, nickel, white sable
p.16	Buckingham BUCK polished brass		Blok BLA-60-82 traffic yellow RAL 1023
p.17	Buckingham BUCK chrome	p.83	Blok BLA-60-99 volcanic
p.19	Chime CHM-100-50 mirror finish	p.85	Blok BLA-190-33 white RAL 9010
p.21	Chime CHM-140-50 volcanic	p.87	Classic 4F-40-110 anthracite
p.22	Classic towel CT-150-46 anthracite	p.88	Bespoke angled Classic white RAL 9010
p.23	Classic towel CT-150-46 anthracite		Classic 4F-50-55 rose copper
p.25	Classic towel CT-75-46 violet		Classic 4F-50-55 matt black
p.27	Classic towel CT-180-46 white RAL 9010	p.89	Classic 4F-50-55 anthracite
p.28	Deline DEL-120-60 beige quartz	p.91	Classic 2W-150-26 anthracite
p.31	Deline DEL-120-50 matt black	p.93	Classic 4F-50-55 lacquered bare metal finish
p.33	Deline DEL-180-60 chrome	p.95	Classic 4F-60-83 rose copper
p.34	Gio GIO-150-55 mirror finish	p.97	Classic 4F-50-55 flame red RAL 3000
p.35	Gio GIO-150-55 mirror finish	p.99	Classic 4F-50-46/E NCS S 0520-R90B
p.37	Gio GIO-90-55 mirror finish	p.101	Classic 4F-60-83 gold
p.38	Lissett LIT-190-40 white RAL 9016	p.102	Decorative panel DH-50-150 white RAL 9010
p.39	Lissett LIT-190-40 white RAL 9016	p.105	Decorative panel DH-57-100 titane
p.41	Lissett LIT-60-40 volcanic	p.107	Decorative panel DVL-180-42 volcanic
p.42	Olga OLG-120-50 mirror finish	p.108	Finn FN-60-98 aluminium finish
p.45	Olga OLG-120-50 mirror finish	p.110	Finn FN-180-42 white RAL 9010
p.47	Orbit OBTL-150-50 mirror finish	p.110	Finn FN-180-35 aluminium finish / double
p.49	Orbit OBTL-120-50 mirror finish	p.113	Flow Form XFF-200 white RAL 9010
p.50	Osbourne OSBO antique bronze	p.115	Flow Form XFF-100 various colours
p.51	Osbourne OSBO chrome	p.116	Hot Spring HOT-180 chrome
p.52	Pera PER-120-50 mirror finish	p.119	Hot Spring HOT-180 traffic yellow RAL 1023
p.53	Pera PER-120-50 mirror finish	p.120	Lissett LI-190-40 champagne
p.55	Pera PER-80-50/180-50 mirror finish	p.121	Lissett LI-190-40 champagne
p.57	Quill QUT-180-35 mirror finish	p.122	Lissett LI-60-80 white RAL 9010
p.59	Quill QUT-150-29 mirror finish		Lissett LI-60-80 volcanic
p.61	Straight fronted SFT-120-50 anthracite	p.123	Lissett LI-60-40 traffic yellow RAL 1023
p.63	Straight fronted SFT-150-50 chrome	p.125	Lissett LI-160-40 volcanic
p.65	Straight fronted SFT-150-50 chrome	p.127	Tetro TEF-58-60 white RAL 9010
p.66	Svelte SVA-189-30 white RAL 9016	p.128	Tetro TEF-58-80 volcanic
p.67	Svelte SVA-189-30 white RAL 9016	p.129	Tetro TEF-58-80 volcanic
p.68	Svelte SVA-189-30 volcanic	p.131	Tetro TEW-178-40 volcanic
p.69	Svelte SVA-189-30 champagne	p.132	Trubi TRB-180-40 white RAL 9010
p.71	Tetro towel TEWT-178-40 white RAL 9010	p.135	Trubi TRBD-60-100 volcanic
p.73	Tetro towel TEWT-178-40 volcanic	p.137	Trubi TRBD-180-30 titane
p.74	Arteplano HJ-180-60 etched copper		

Terms and Conditions of Trading

A complete copy of the company's terms and conditions of trading are available on our website www.bisque.co.uk

Please note the following:

- All delivery times quoted are estimates only.
- Returned goods for credit will only be accepted by prior arrangement (confirmed in writing), within 8 weeks of the date of despatch, where the goods are part of our stock range and where the goods are as fit for sale on their return as they were on delivery. If goods have been fitted this is deemed as acceptance of their quality. We cannot accept the return of non-stock goods.
- Where a radiator is returned as no longer required and an alternative radiator is not ordered a 25% restocking fee plus a £10 administration fee will be charged. If a radiator is no longer required but an alternative radiator is ordered, either a restocking fee of £25 or 25% of the value (whichever is the lower) will be charged, but the administration fee of £10 will be waived.
- Radiators with steel components (other than stainless steel) must not be installed on a domestic hot water circuit. If a stainless steel or brass product is to be installed on the domestic hot water circuit, a check should be made with the local water authority to ensure that dezincification is not a common occurrence.
- Artificially softened water should not be used to fill radiators. For FAQ radiator/water-related information, visit www.fernox.com
- You are responsible for ensuring the suitability, conformity and interoperability of the goods or indicative system design suggestions provided by us, with your heating system and your design requirements. It is important that you undertake such verification with an appropriately qualified expert third party.
- All measurements given in this brochure are nominal dimensions only.
- All brochures, catalogues and other promotional materials are to be treated as illustrative only. Their contents form no part of any contract between us and you should not rely on them in entering into any contract with us. Any typographical, clerical or other error or omission in any literature, quotation, price list, or other document issued by us will be subject to correction without liability being incurred by us.

BISQUE

T: 01276 605 800 F: 01276 469 094

To place an order: Orders@bisque.co.uk

General enquiries: Retailsales@bisque.co.uk

Aftersales: Aftersales@bisque.co.uk

Quotes: Quotes@bisque.co.uk

www.bisque.co.uk